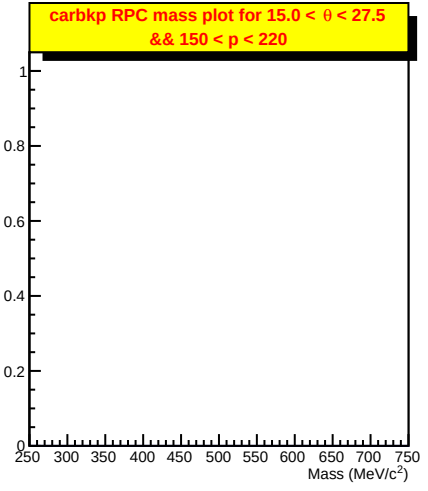
carbkp RPC mass plot for 15.0 < θ < 27.5
&& 150 < p < 220
Mass (MeV/c^2)

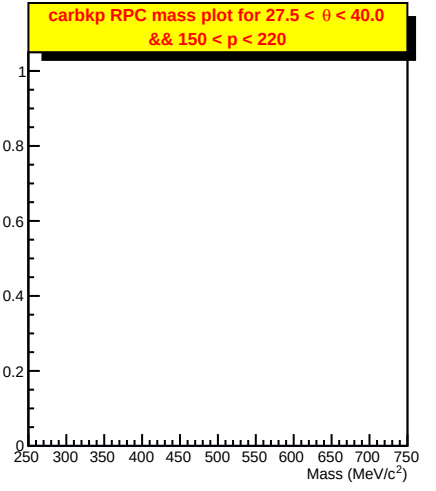
carbkp RPC mass plot for 27.5 < θ < 40.0
&& 150 < p < 220
Mass (MeV/c^2)

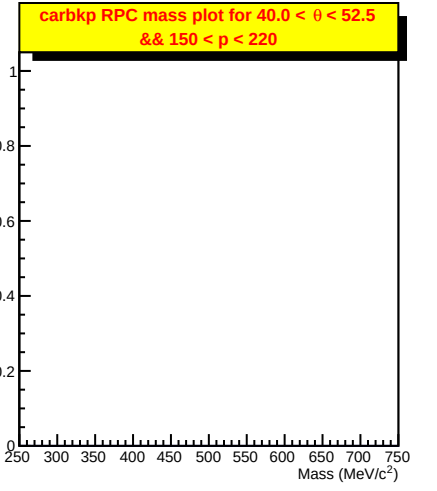
carbkp RPC mass plot for 40.0 < θ < 52.5
&& 150 < p < 220
Mass (MeV/c^2)

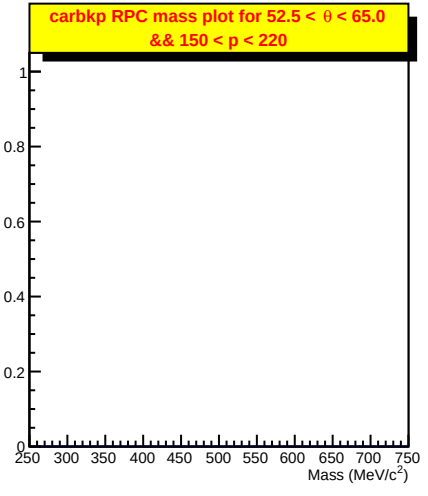
carbkp RPC mass plot for 52.5 < θ < 65.0
&& 150 < p < 220
Mass (MeV/c^2)

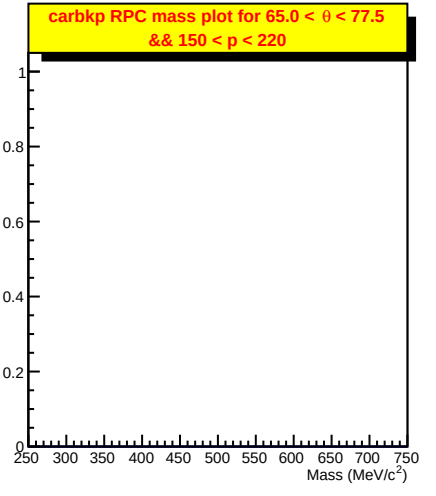
carbkp RPC mass plot for 65.0 < θ < 77.5
&& 150 < p < 220
Mass (MeV/c^2)

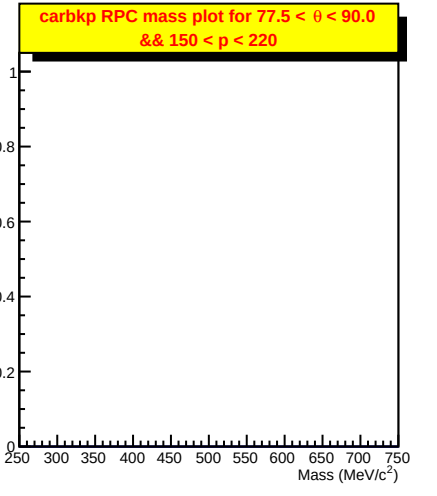
carbkp RPC mass plot for 77.5 < θ < 90.0
&& 150 < p < 220
Mass (MeV/c^2)

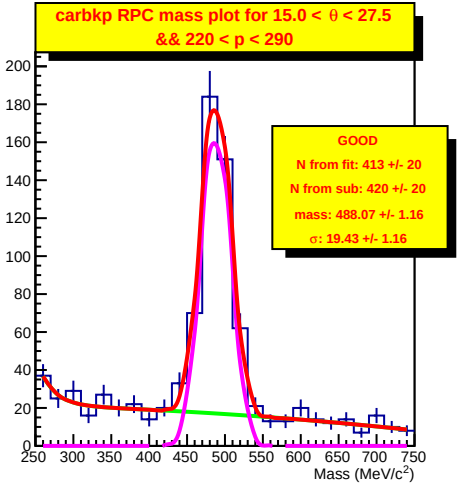
carbkp RPC mass plot for 15.0 < θ < 27.5
&& 220 < p < 290
GOOD
N from fit: 413 +/- 20
N from sub: 420 +/- 20
mass: 488.07 +/- 1.16
σ: 19.43 +/- 1.16
Mass (MeV/c2)

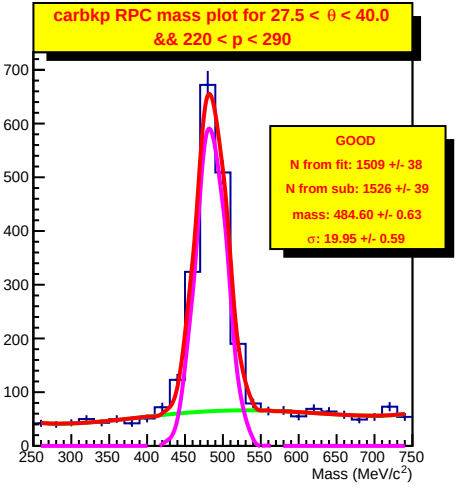
carbkp RPC mass plot for 27.5 < θ < 40.0
&& 220 < p < 290
GOOD
N from fit: 1509 +/- 38
N from sub: 1526 +/- 39
mass: 484.60 +/- 0.63
σ: 19.95 +/- 0.59
Mass (MeV/c2)

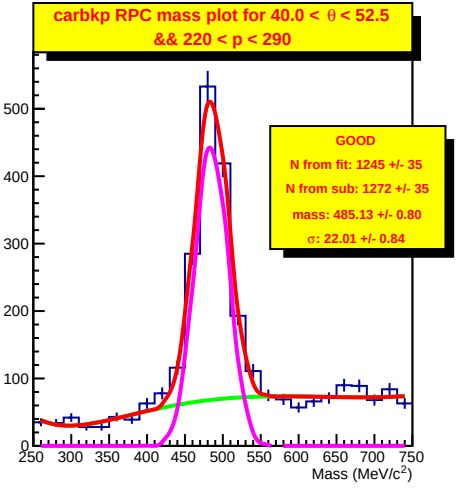
carbkp RPC mass plot for 40.0 < θ < 52.5
&& 220 < p < 290
GOOD
N from fit: 1245 +/- 35
N from sub: 1272 +/- 35
mass: 485.13 +/- 0.80
σ: 22.01 +/- 0.84
Mass (MeV/c2)

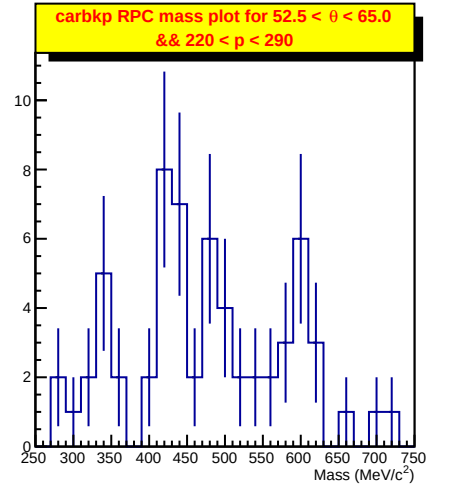
carbkp RPC mass plot for 52.5 < θ < 65.0
&& 220 < p < 290
Mass (MeV/c2)

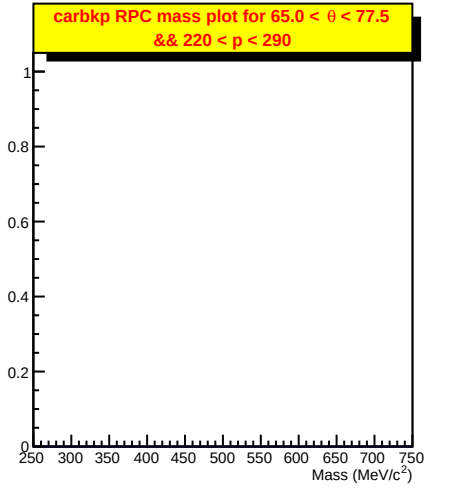
carbkp RPC mass plot for 65.0 < θ < 77.5
&& 220 < p < 290
Mass (MeV/c2)

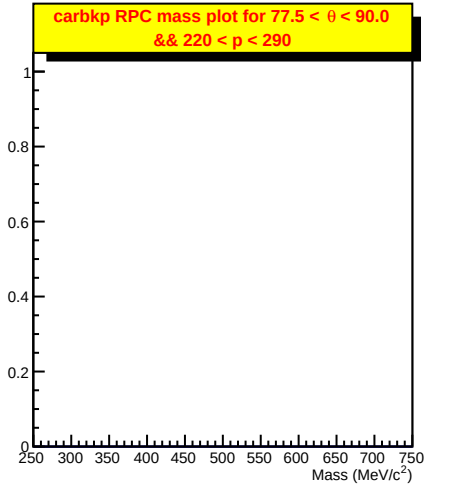
carbkp RPC mass plot for 77.5 < θ < 90.0
&& 220 < p < 290
Mass (MeV/c2)

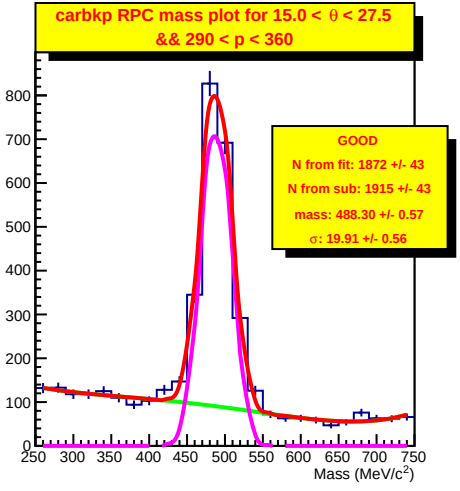
carbkp RPC mass plot for 15.0 < θ < 27.5
&& 290 < p < 360
GOOD
N from fit: 1872 +/- 43
N from sub: 1915 +/- 43
mass: 488.30 +/- 0.57
σ: 19.91 +/- 0.56
Mass (MeV/c²)

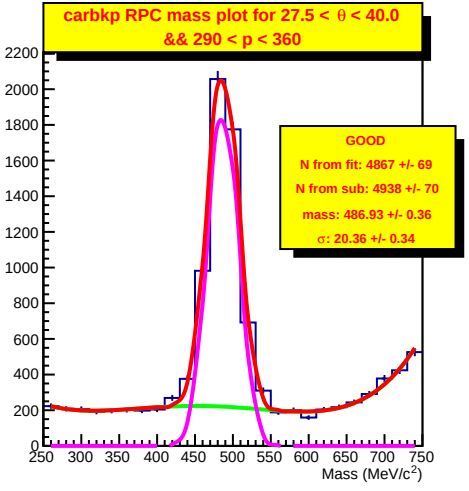
carbkp RPC mass plot for 27.5 < θ < 40.0
&& 290 < p < 360
GOOD
N from fit: 4867 +/- 69
N from sub: 4938 +/- 70
mass: 486.93 +/- 0.36
σ: 20.36 +/- 0.34
Mass (MeV/c²)

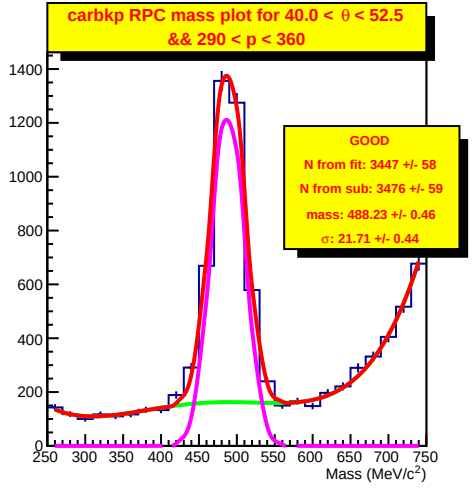
carbkp RPC mass plot for 40.0 < θ < 52.5
&& 290 < p < 360
GOOD
N from fit: 3447 +/- 58
N from sub: 3476 +/- 59
mass: 488.23 +/- 0.46
σ: 21.71 +/- 0.44
Mass (MeV/c²)

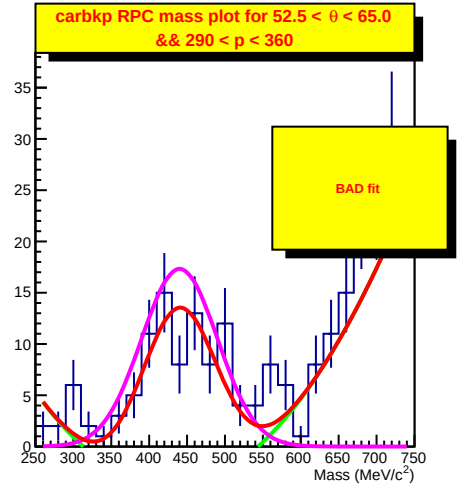
carbkp RPC mass plot for 52.5 < θ < 65.0
&& 290 < p < 360
BAD fit
Mass (MeV/c²)

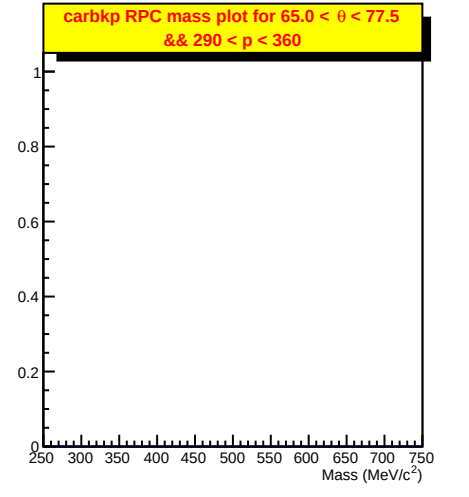
carbkp RPC mass plot for 65.0 < θ < 77.5
&& 290 < p < 360
Mass (MeV/c²)

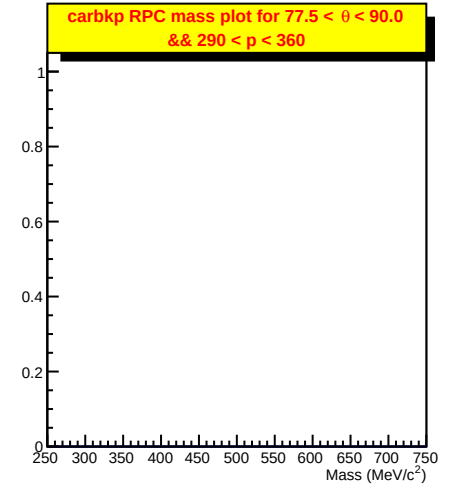
carbkp RPC mass plot for 77.5 < θ < 90.0
&& 290 < p < 360
Mass (MeV/c²)

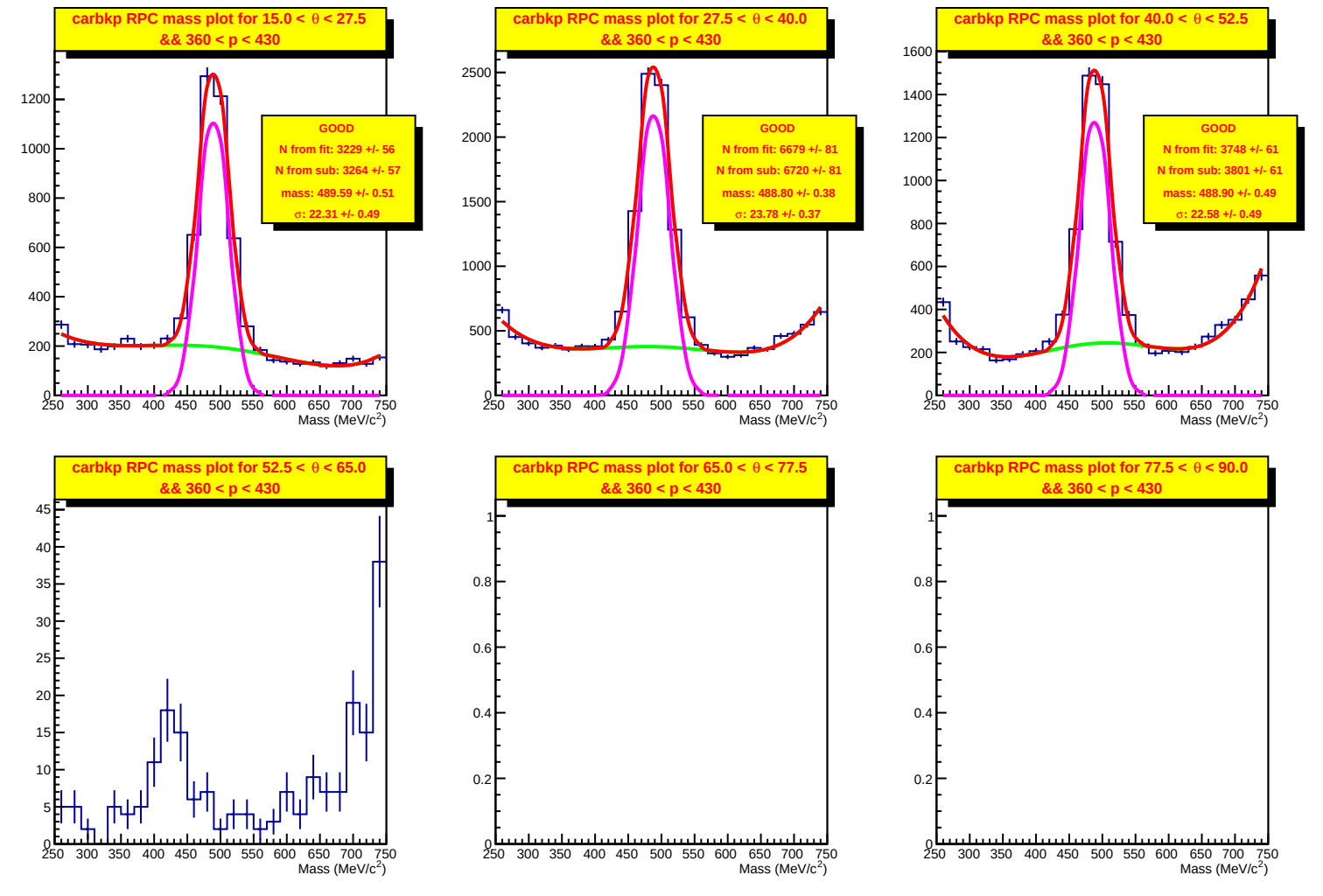
carbkp RPC mass plot for 15.0 < θ < 27.5
&& 360 < p < 430
GOOD
N from fit: 3229 +/- 56
N from sub: 3264 +/- 57
mass: 489.59 +/- 0.51
σ: 22.31 +/- 0.49
Mass (MeV/c2)
carbkp RPC mass plot for 27.5 < θ < 40.0
&& 360 < p < 430
GOOD
N from fit: 6679 +/- 81
N from sub: 6720 +/- 81
mass: 488.80 +/- 0.38
σ: 23.78 +/- 0.37
Mass (MeV/c2)
carbkp RPC mass plot for 40.0 < θ < 52.5
&& 360 < p < 430
GOOD
N from fit: 3748 +/- 61
N from sub: 3801 +/- 61
mass: 488.90 +/- 0.49
σ: 22.58 +/- 0.49
Mass (MeV/c2)
carbkp RPC mass plot for 52.5 < θ < 65.0
&& 360 < p < 430
Mass (MeV/c2)
carbkp RPC mass plot for 65.0 < θ < 77.5
&& 360 < p < 430
Mass (MeV/c2)
carbkp RPC mass plot for 77.5 < θ < 90.0
&& 360 < p < 430
Mass (MeV/c2)

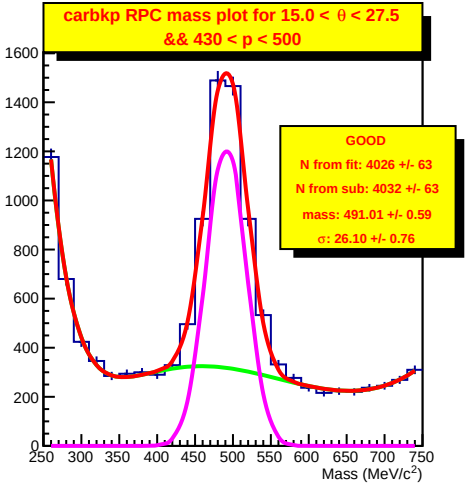
carbkp RPC mass plot for 15.0 < θ < 27.5
&& 430 < p < 500
GOOD
N from fit: 4026 +/- 63
N from sub: 4032 +/- 63
mass: 491.01 +/- 0.59
σ: 26.10 +/- 0.76
Mass (MeV/c²)

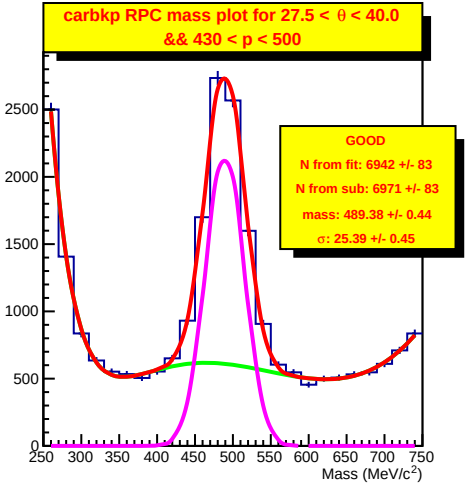
carbkp RPC mass plot for 27.5 < θ < 40.0
&& 430 < p < 500
GOOD
N from fit: 6942 +/- 83
N from sub: 6971 +/- 83
mass: 489.38 +/- 0.44
σ: 25.39 +/- 0.45
Mass (MeV/c²)

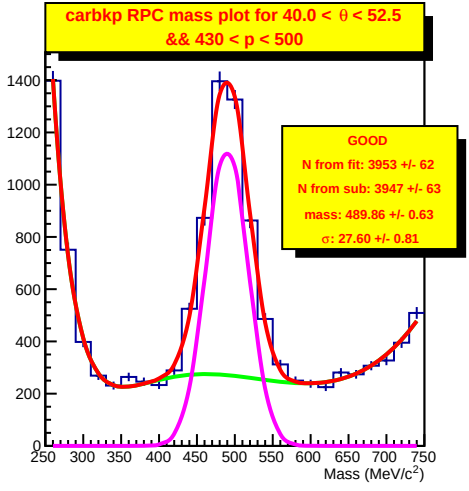
carbkp RPC mass plot for 40.0 < θ < 52.5
&& 430 < p < 500
GOOD
N from fit: 3953 +/- 62
N from sub: 3947 +/- 63
mass: 489.86 +/- 0.63
σ: 27.60 +/- 0.81
Mass (MeV/c²)

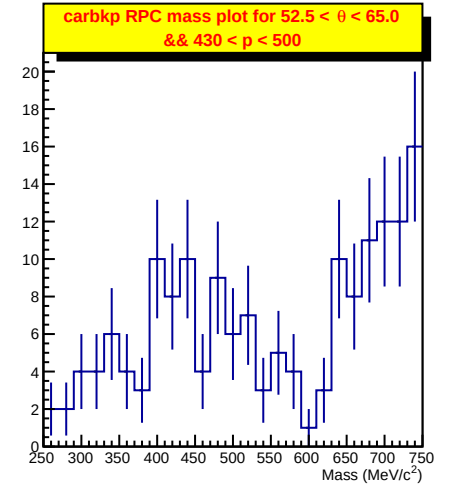
carbkp RPC mass plot for 52.5 < θ < 65.0
&& 430 < p < 500
Mass (MeV/c²)

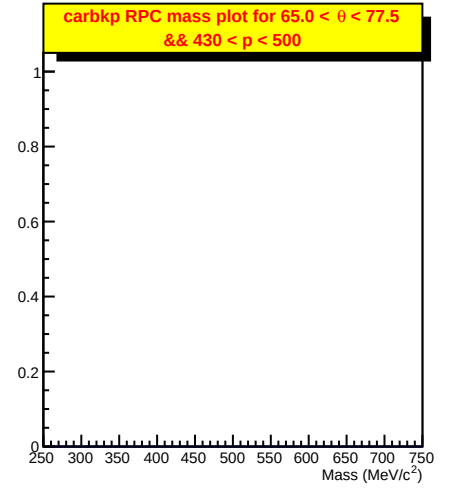
carbkp RPC mass plot for 65.0 < θ < 77.5
&& 430 < p < 500
Mass (MeV/c²)

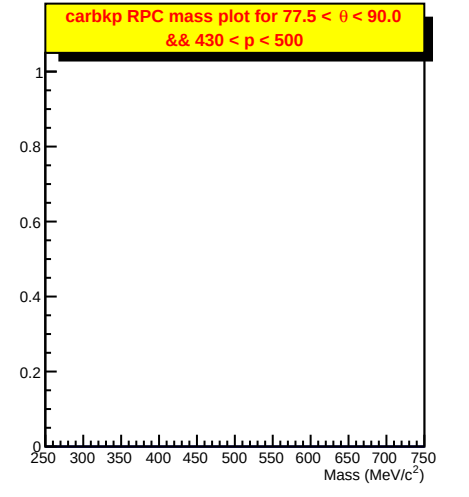
carbkp RPC mass plot for 77.5 < θ < 90.0
&& 430 < p < 500
Mass (MeV/c²)

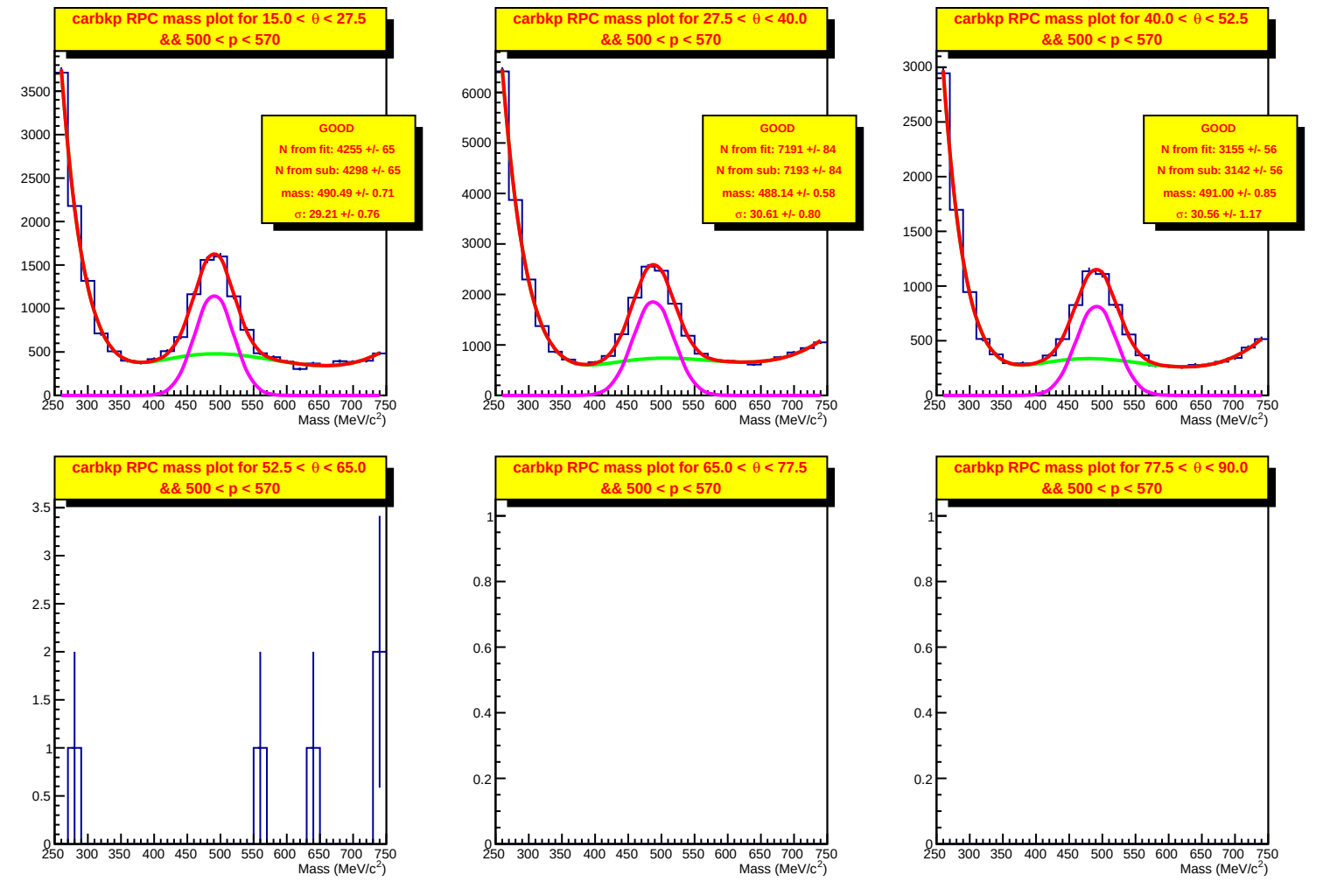
carbkp RPC mass plot for 15.0 < θ < 27.5
&& 500 < p < 570
GOOD
N from fit: 4255 +/- 65
N from sub: 4298 +/- 65
mass: 490.49 +/- 0.71
σ: 29.21 +/- 0.76
Mass (MeV/c2)
carbkp RPC mass plot for 27.5 < θ < 40.0
&& 500 < p < 570
GOOD
N from fit: 7191 +/- 84
N from sub: 7193 +/- 84
mass: 488.14 +/- 0.58
σ: 30.61 +/- 0.80
Mass (MeV/c2)
carbkp RPC mass plot for 40.0 < θ < 52.5
&& 500 < p < 570
GOOD
N from fit: 3155 +/- 56
N from sub: 3142 +/- 56
mass: 491.00 +/- 0.85
σ: 30.56 +/- 1.17
Mass (MeV/c2)
carbkp RPC mass plot for 52.5 < θ < 65.0
&& 500 < p < 570
Mass (MeV/c2)
carbkp RPC mass plot for 65.0 < θ < 77.5
&& 500 < p < 570
Mass (MeV/c2)
carbkp RPC mass plot for 77.5 < θ < 90.0
&& 500 < p < 570
Mass (MeV/c2)

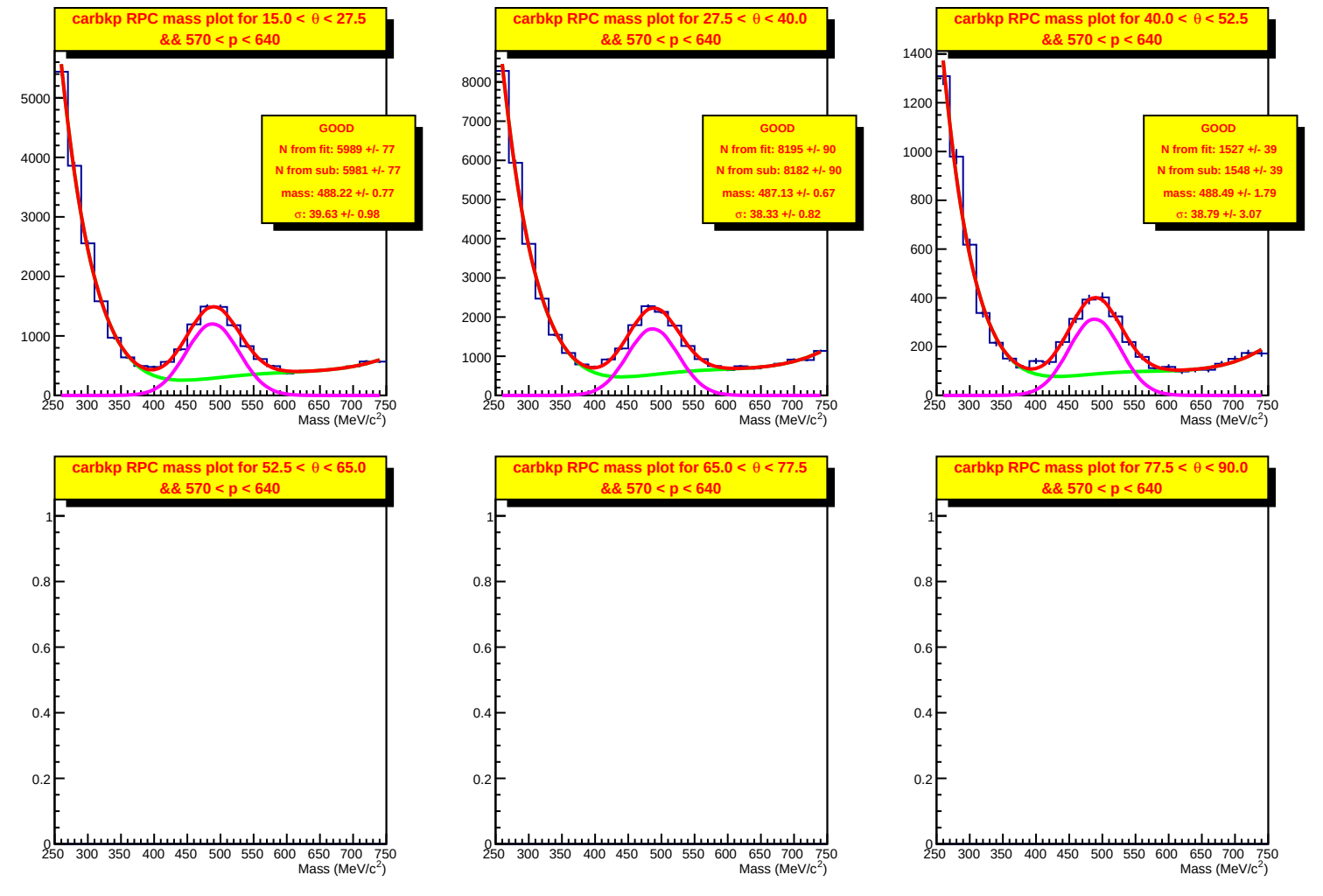
carbkp RPC mass plot for 15.0 < θ < 27.5
&& 570 < p < 640
GOOD
N from fit: 5989 +/- 77
N from sub: 5981 +/- 77
mass: 488.22 +/- 0.77
σ: 39.63 +/- 0.98
Mass (MeV/c2)
carbkp RPC mass plot for 27.5 < θ < 40.0
&& 570 < p < 640
GOOD
N from fit: 8195 +/- 90
N from sub: 8182 +/- 90
mass: 487.13 +/- 0.67
σ: 38.33 +/- 0.82
Mass (MeV/c2)
carbkp RPC mass plot for 40.0 < θ < 52.5
&& 570 < p < 640
GOOD
N from fit: 1527 +/- 39
N from sub: 1548 +/- 39
mass: 488.49 +/- 1.79
σ: 38.79 +/- 3.07
Mass (MeV/c2)
carbkp RPC mass plot for 52.5 < θ < 65.0
&& 570 < p < 640
Mass (MeV/c2)
carbkp RPC mass plot for 65.0 < θ < 77.5
&& 570 < p < 640
Mass (MeV/c2)
carbkp RPC mass plot for 77.5 < θ < 90.0
&& 570 < p < 640
Mass (MeV/c2)

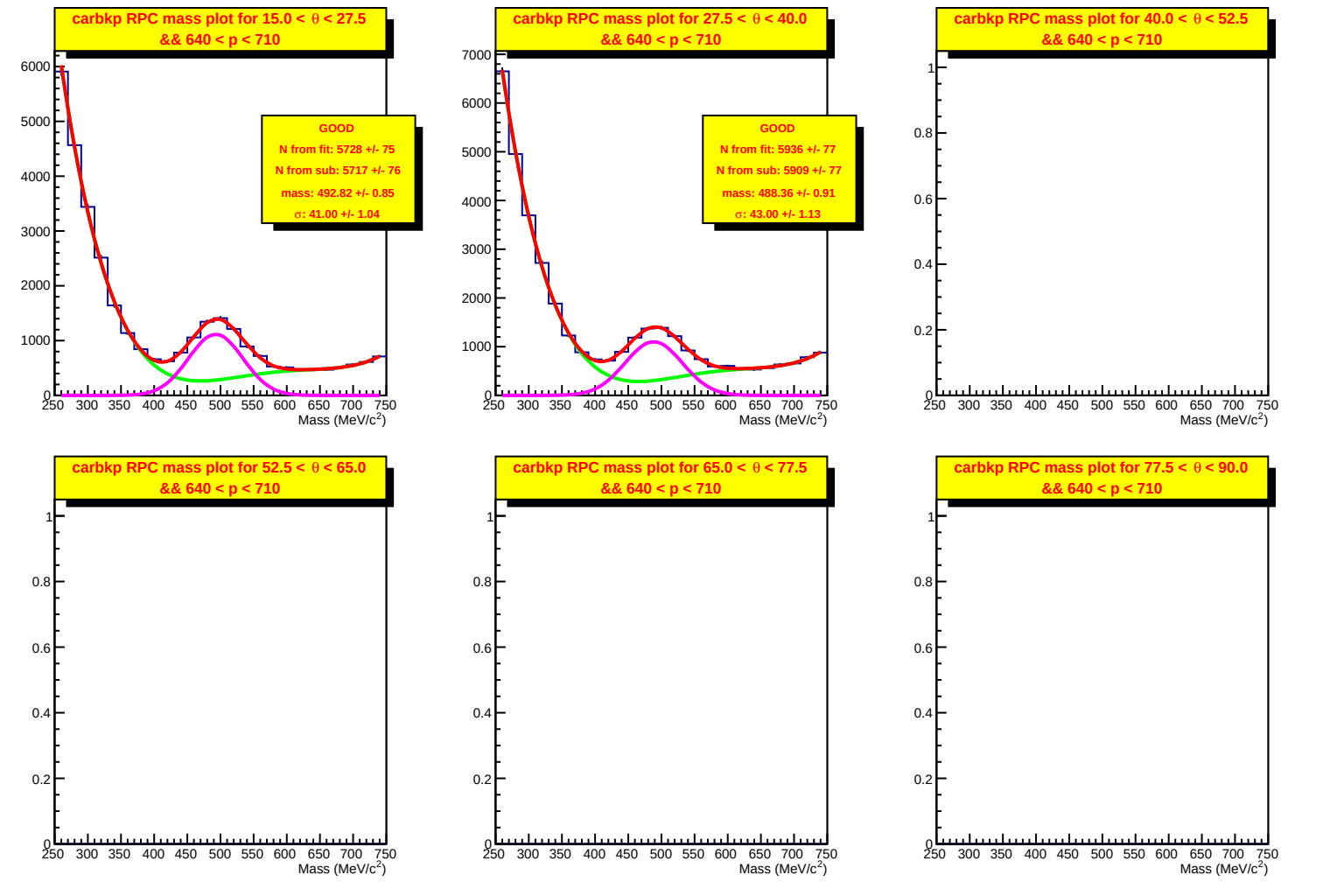
carbkp RPC mass plot for 15.0 < θ < 27.5
&& 640 < p < 710
GOOD
N from fit: 5728 +/- 75
N from sub: 5717 +/- 76
mass: 492.82 +/- 0.85
σ: 41.00 +/- 1.04
Mass (MeV/c2)
carbkp RPC mass plot for 27.5 < θ < 40.0
&& 640 < p < 710
GOOD
N from fit: 5936 +/- 77
N from sub: 5909 +/- 77
mass: 488.36 +/- 0.91
σ: 43.00 +/- 1.13
Mass (MeV/c2)
carbkp RPC mass plot for 40.0 < θ < 52.5
&& 640 < p < 710
Mass (MeV/c2)
carbkp RPC mass plot for 52.5 < θ < 65.0
&& 640 < p < 710
Mass (MeV/c2)
carbkp RPC mass plot for 65.0 < θ < 77.5
&& 640 < p < 710
Mass (MeV/c2)
carbkp RPC mass plot for 77.5 < θ < 90.0
&& 640 < p < 710
Mass (MeV/c2)

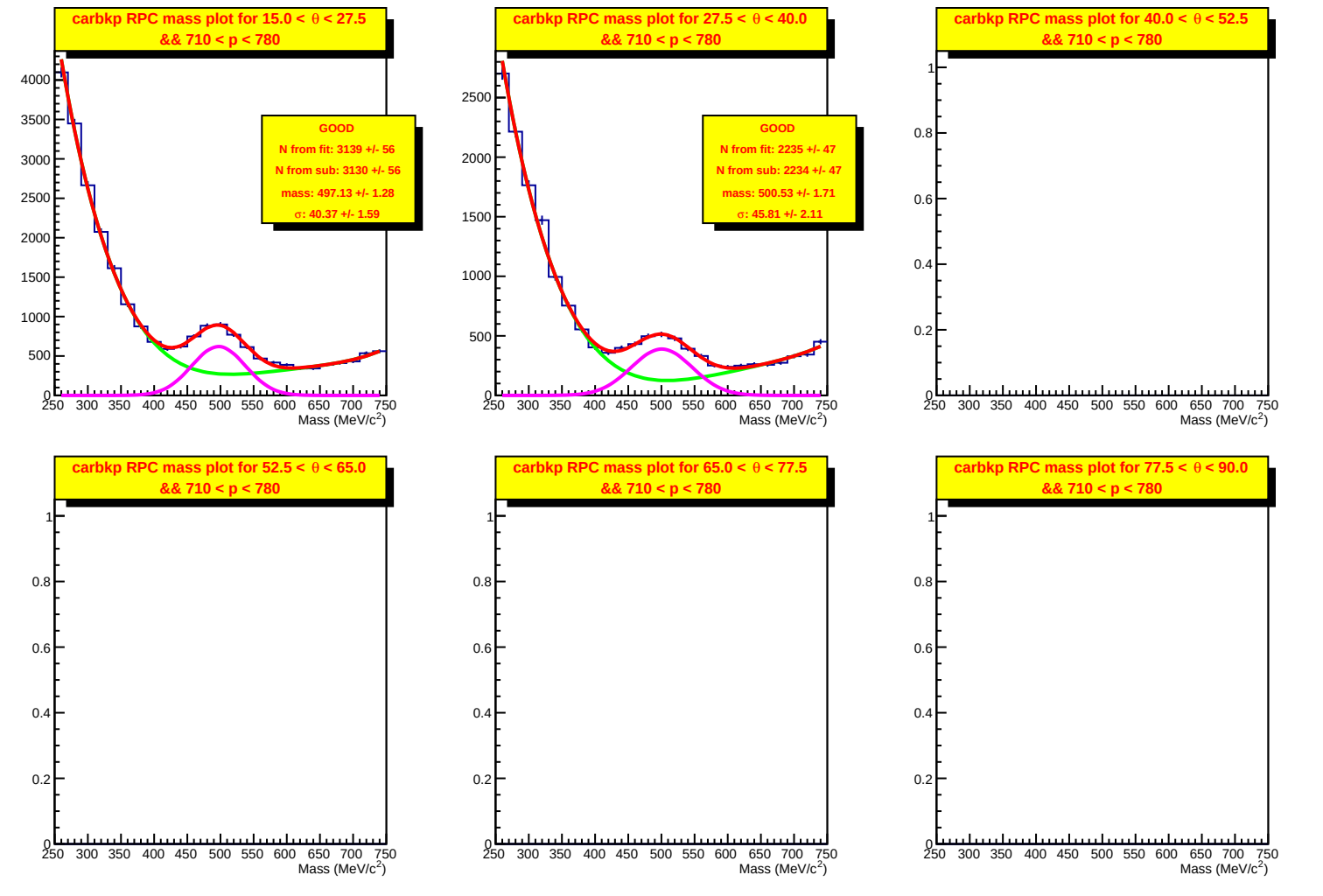
carbkp RPC mass plot for 15.0 < θ < 27.5
&& 710 < p < 780
GOOD
N from fit: 3139 +/- 56
N from sub: 3130 +/- 56
mass: 497.13 +/- 1.28
σ: 40.37 +/- 1.59
Mass (MeV/c2)
carbkp RPC mass plot for 27.5 < θ < 40.0
&& 710 < p < 780
GOOD
N from fit: 2235 +/- 47
N from sub: 2234 +/- 47
mass: 500.53 +/- 1.71
σ: 45.81 +/- 2.11
Mass (MeV/c2)
carbkp RPC mass plot for 40.0 < θ < 52.5
&& 710 < p < 780
Mass (MeV/c2)
carbkp RPC mass plot for 52.5 < θ < 65.0
&& 710 < p < 780
Mass (MeV/c2)
carbkp RPC mass plot for 65.0 < θ < 77.5
&& 710 < p < 780
Mass (MeV/c2)
carbkp RPC mass plot for 77.5 < θ < 90.0
&& 710 < p < 780
Mass (MeV/c2)

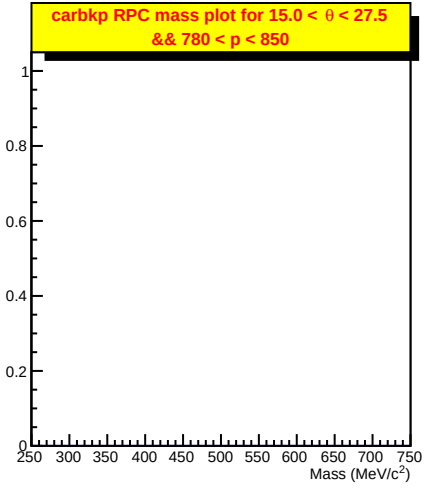
carbkp RPC mass plot for 15.0 < θ < 27.5
&& 780 < p < 850
Mass (MeV/c^2)

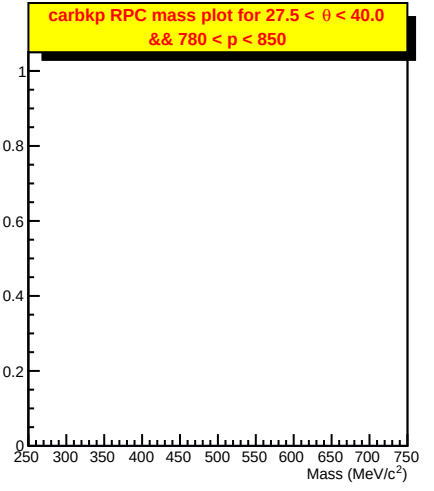
carbkp RPC mass plot for 27.5 < θ < 40.0
&& 780 < p < 850
Mass (MeV/c^2)

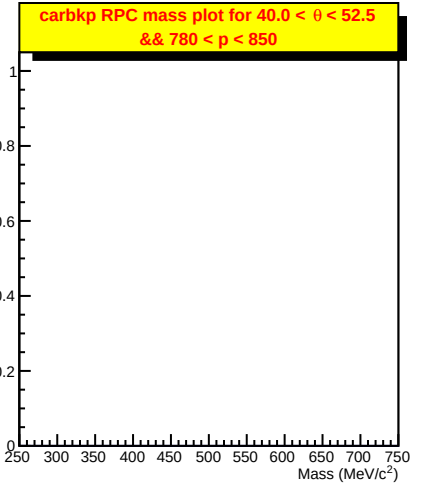
carbkp RPC mass plot for 40.0 < θ < 52.5
&& 780 < p < 850
Mass (MeV/c^2)

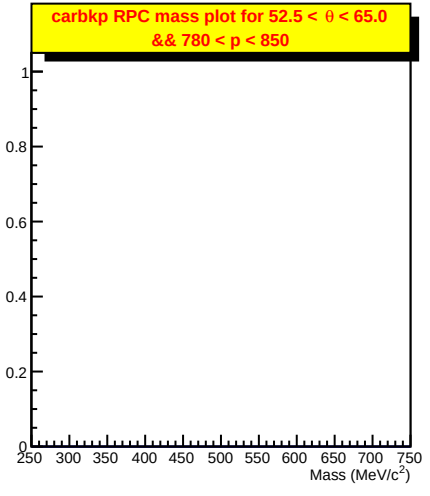
carbkp RPC mass plot for 52.5 < θ < 65.0
&& 780 < p < 850
Mass (MeV/c^2)

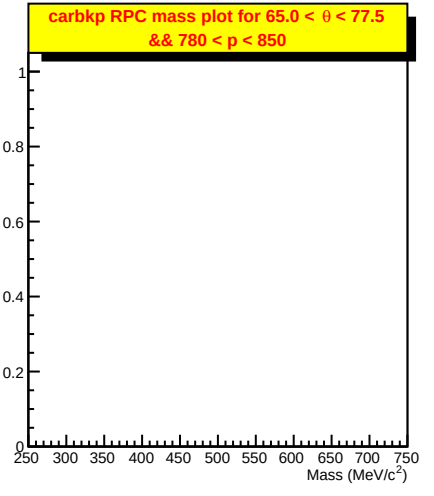
carbkp RPC mass plot for 65.0 < θ < 77.5
&& 780 < p < 850
Mass (MeV/c^2)

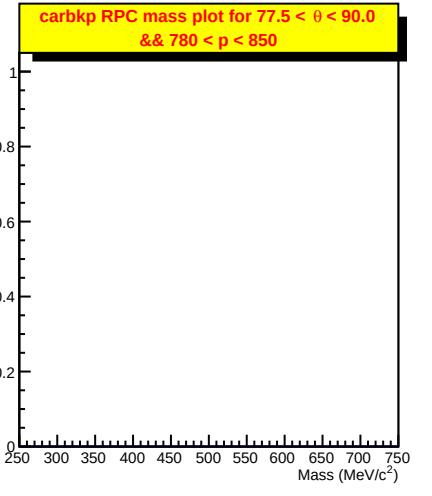
carbkp RPC mass plot for 77.5 < θ < 90.0
&& 780 < p < 850
Mass (MeV/c^2)

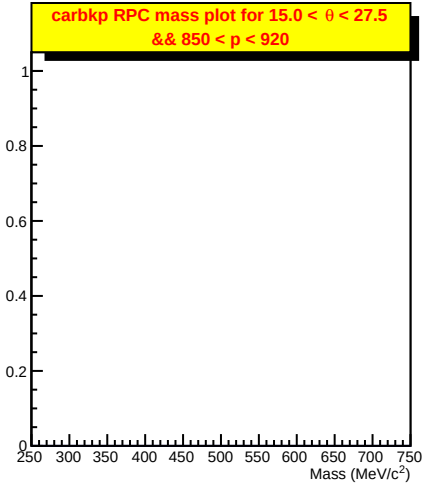
carbkp RPC mass plot for 15.0 < θ < 27.5
&& 850 < p < 920
Mass (MeV/c^2)

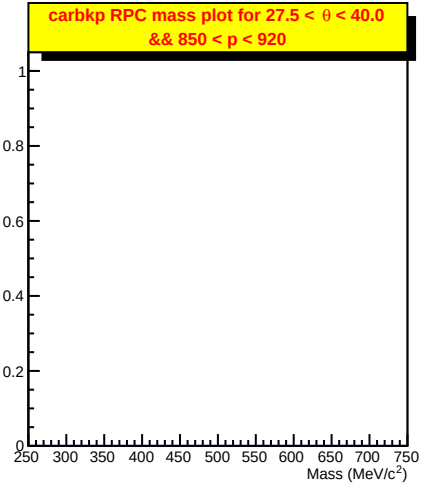
carbkp RPC mass plot for 27.5 < θ < 40.0
&& 850 < p < 920
Mass (MeV/c^2)

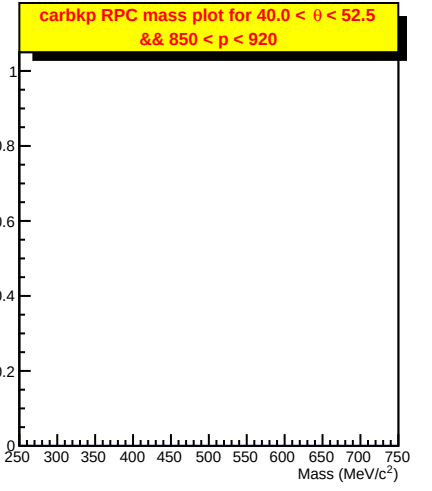
carbkp RPC mass plot for 40.0 < θ < 52.5
&& 850 < p < 920
Mass (MeV/c^2)

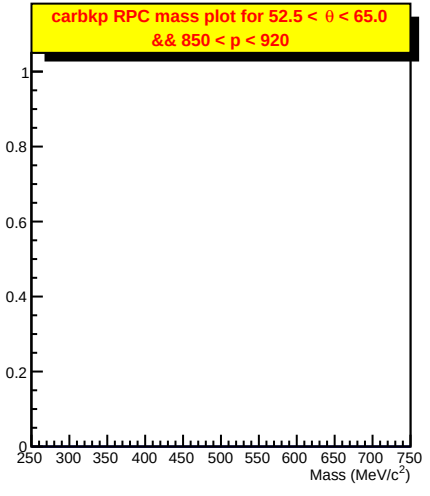
carbkp RPC mass plot for 52.5 < θ < 65.0
&& 850 < p < 920
Mass (MeV/c^2)

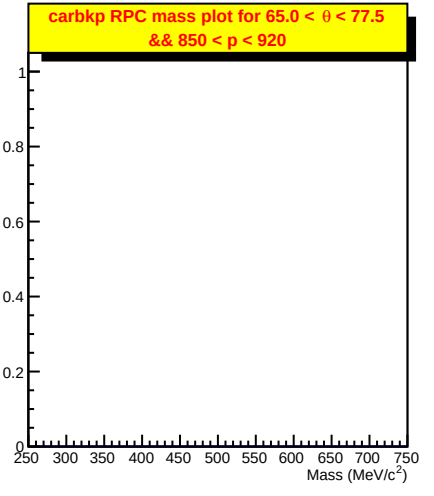
carbkp RPC mass plot for 65.0 < θ < 77.5
&& 850 < p < 920
Mass (MeV/c^2)

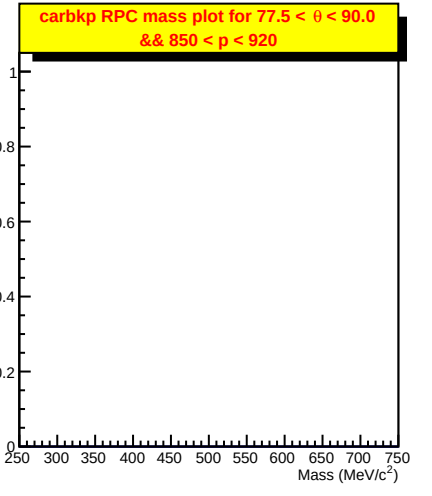
carbkp RPC mass plot for 77.5 < θ < 90.0
&& 850 < p < 920
Mass (MeV/c^2)

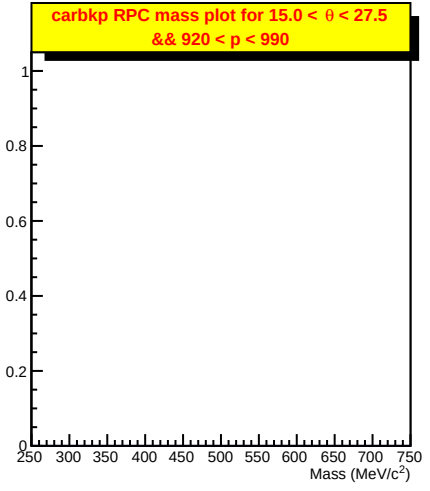
carbkp RPC mass plot for 15.0 < θ < 27.5
&& 920 < p < 990
Mass (MeV/c^2)

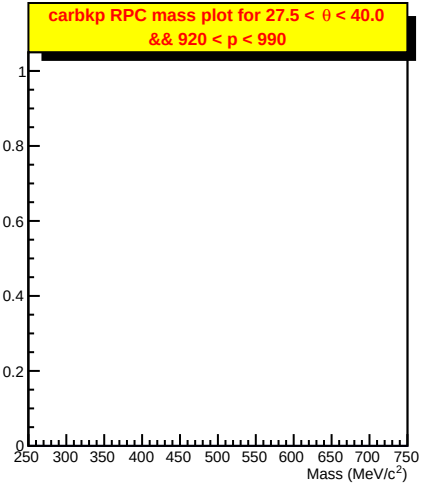
carbkp RPC mass plot for 27.5 < θ < 40.0
&& 920 < p < 990
Mass (MeV/c^2)

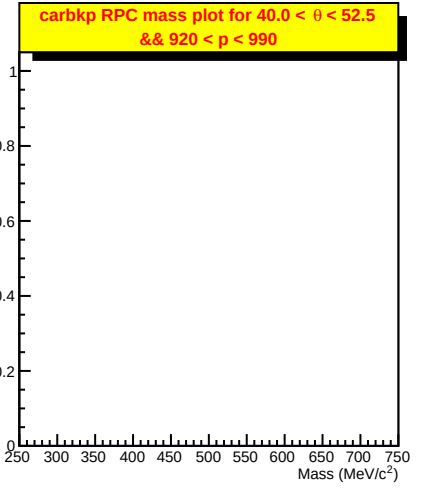
carbkp RPC mass plot for 40.0 < θ < 52.5
&& 920 < p < 990
Mass (MeV/c^2)

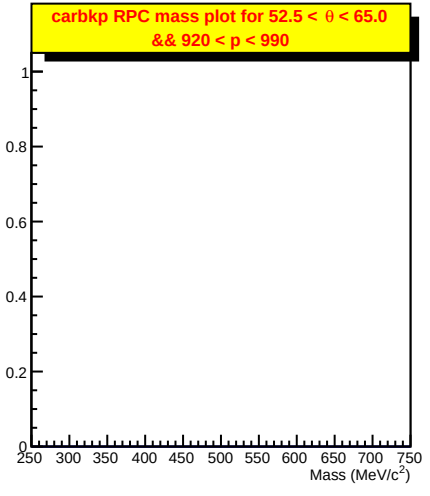
carbkp RPC mass plot for 52.5 < θ < 65.0
&& 920 < p < 990
Mass (MeV/c^2)

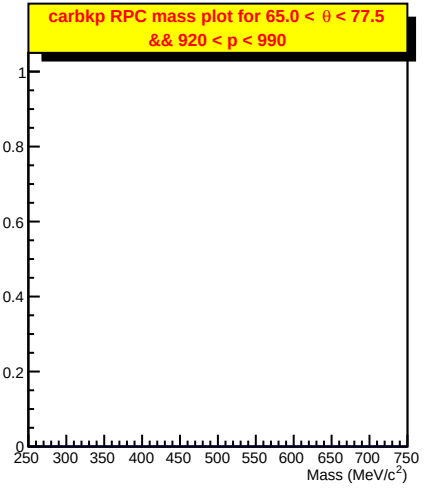
carbkp RPC mass plot for 65.0 < θ < 77.5
&& 920 < p < 990
Mass (MeV/c^2)

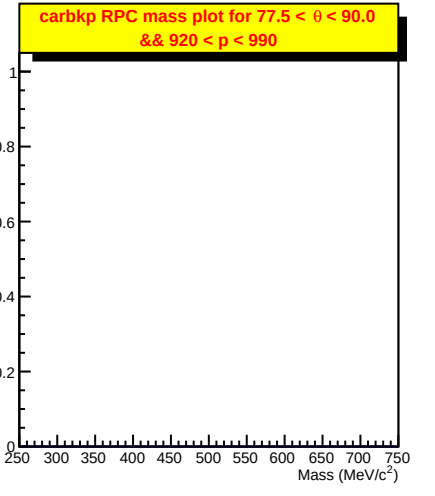
carbkp RPC mass plot for 77.5 < θ < 90.0
&& 920 < p < 990
Mass (MeV/c^2)

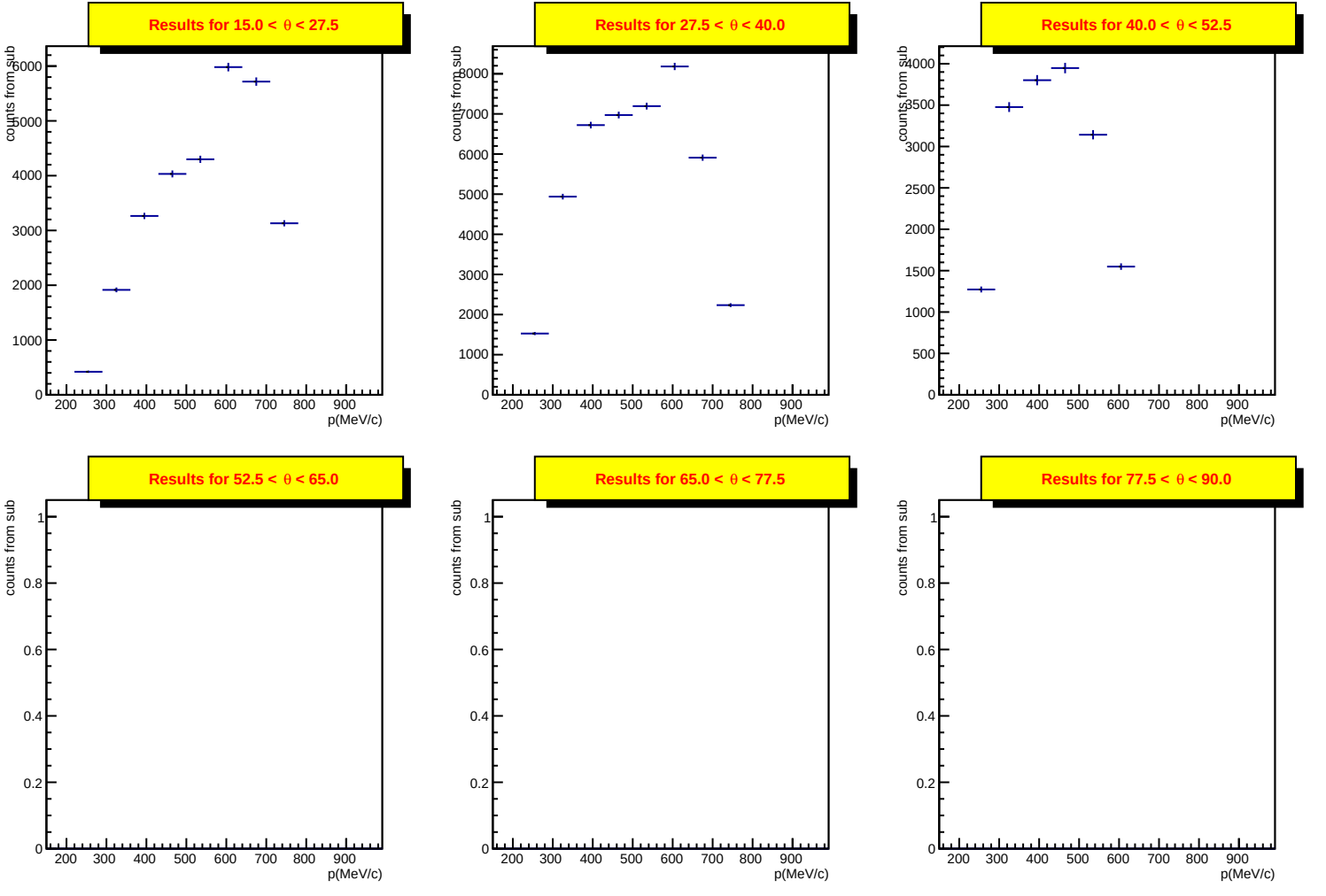
Results for 15.0 < θ < 27.5
Results for 27.5 < θ < 40.0
Results for 40.0 < θ < 52.5
Results for 52.5 < θ < 65.0
Results for 65.0 < θ < 77.5
Results for 77.5 < θ < 90.0
counts from sub
p(MeV/c)

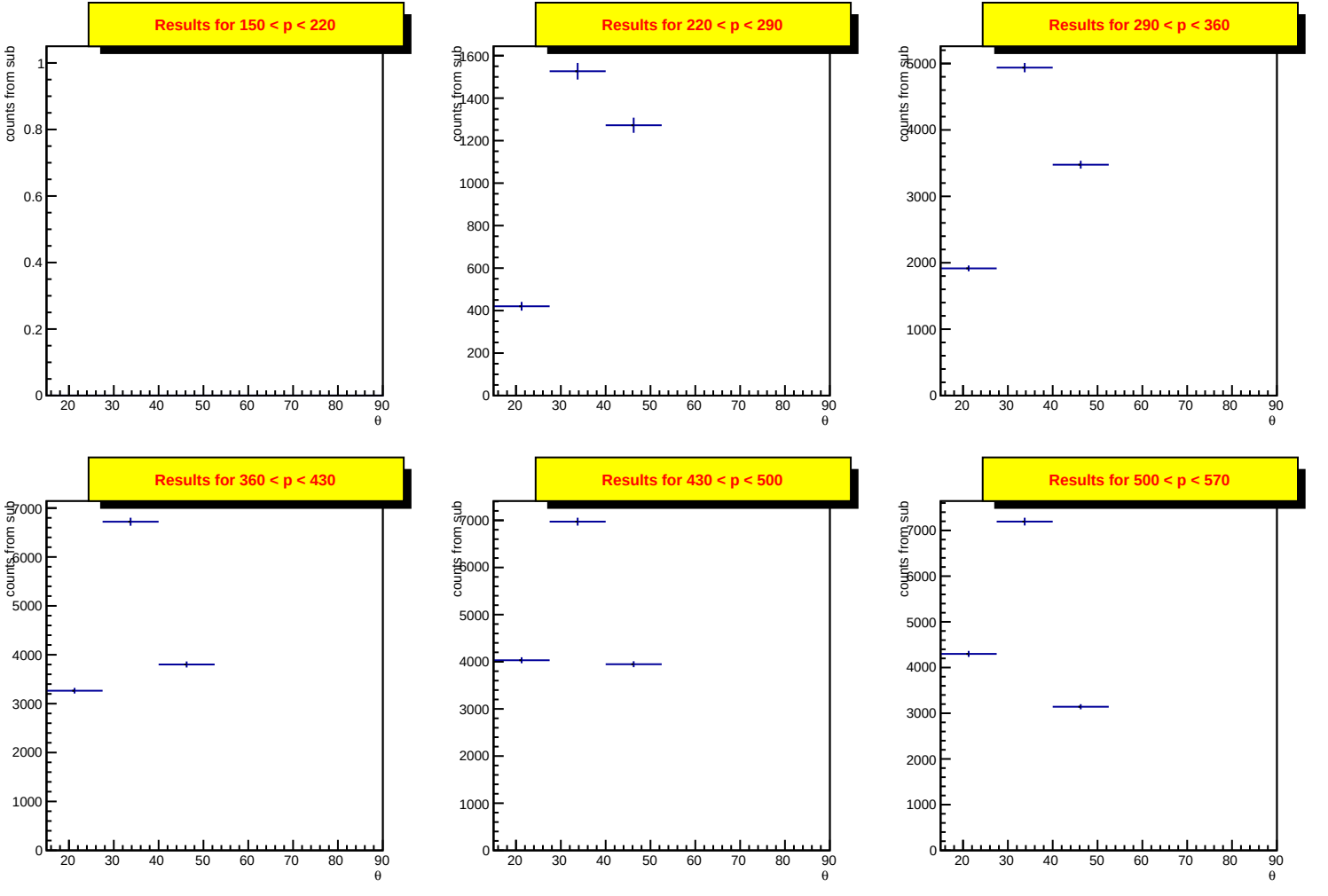
Results for 150 < p < 220
Results for 220 < p < 290
Results for 290 < p < 360
Results for 360 < p < 430
Results for 430 < p < 500
Results for 500 < p < 570
counts from sub
θ

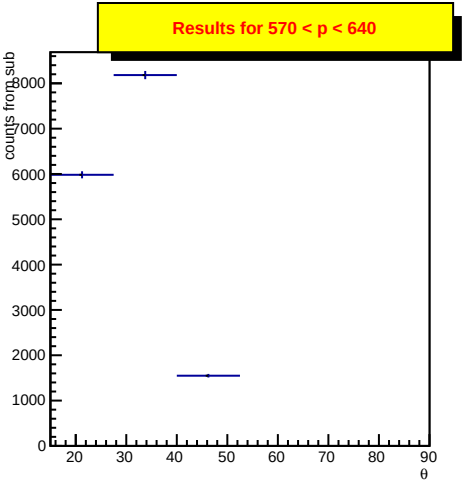
Results for 570 < p < 640
counts from sub
θ

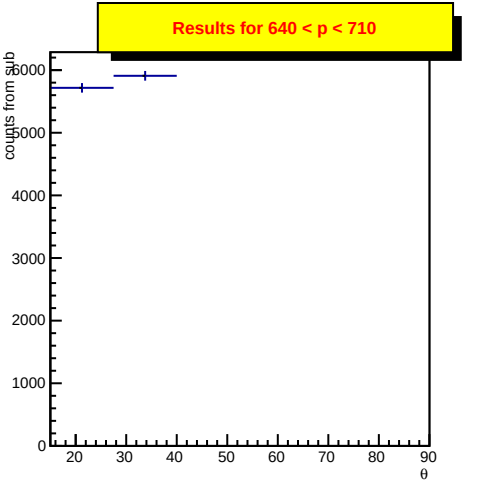
Results for 640 < p < 710
counts from sub
θ

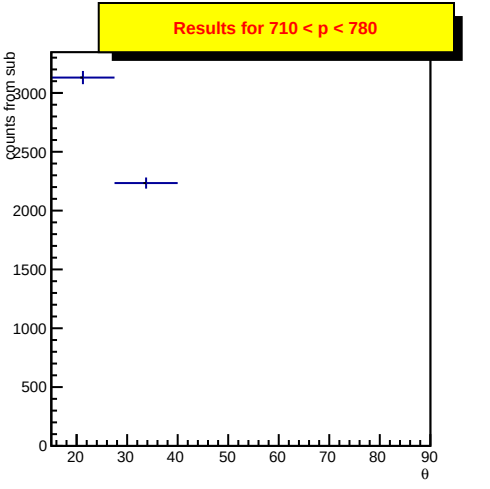
Results for 710 < p < 780
counts from sub
θ

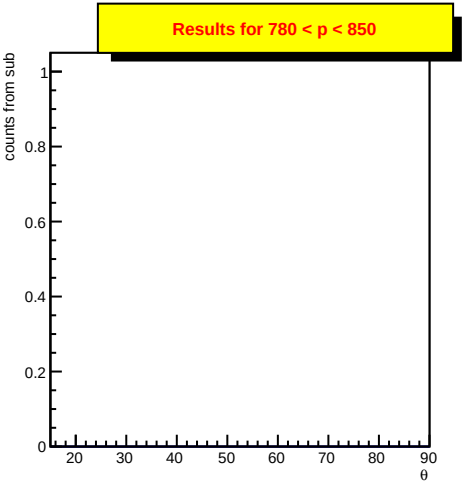
Results for 780 < p < 850
counts from sub
θ

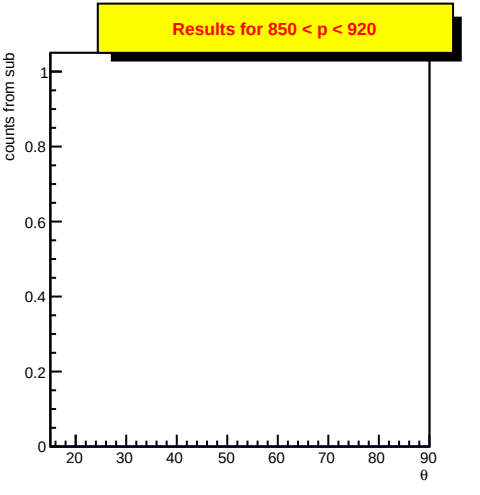
Results for 850 < p < 920
counts from sub
θ

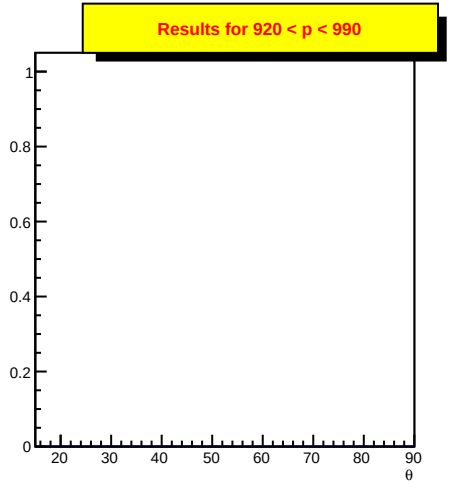
Results for 920 < p < 990
counts from sub
θ

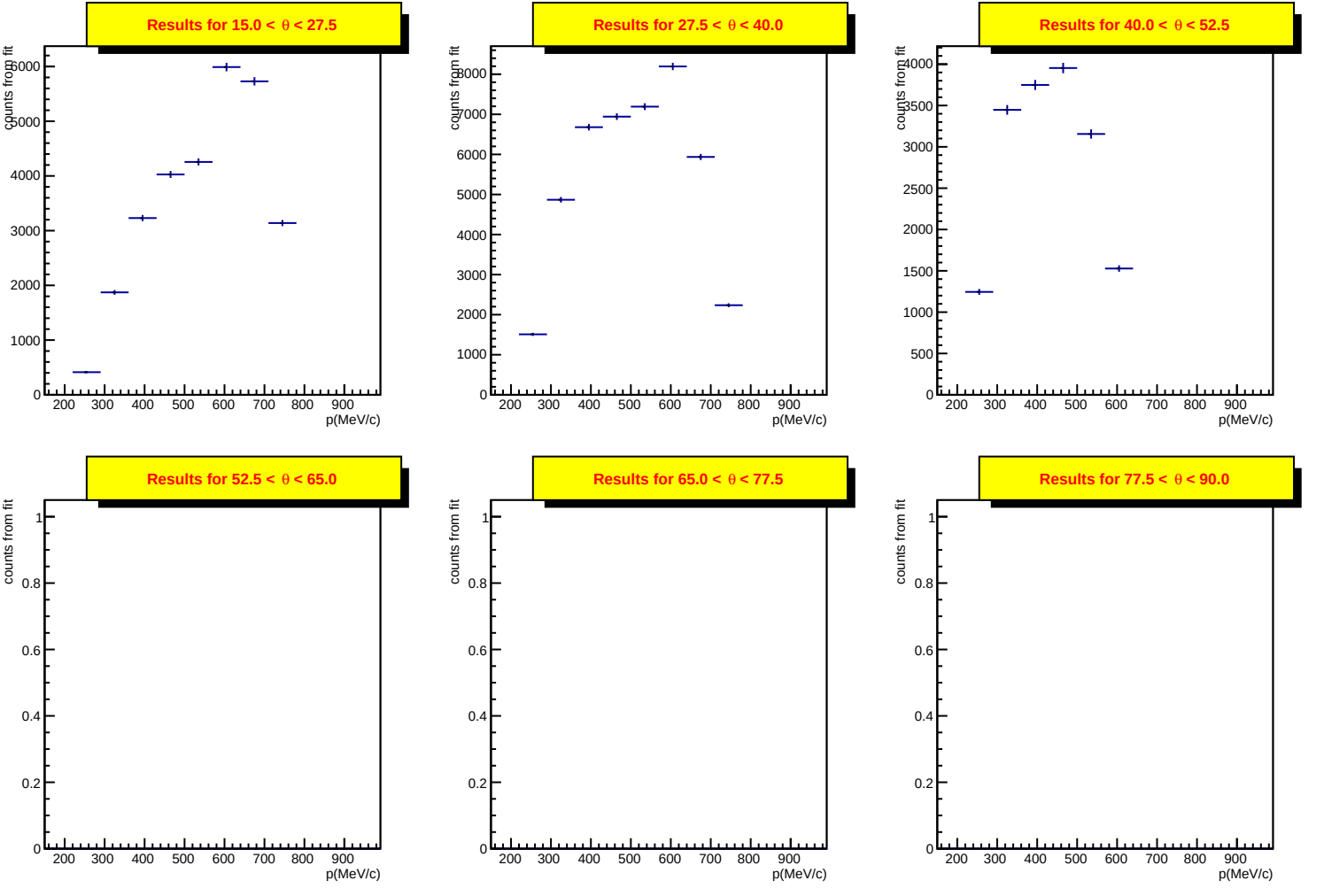
Results for 15.0 < θ < 27.5
Results for 27.5 < θ < 40.0
Results for 40.0 < θ < 52.5
Results for 52.5 < θ < 65.0
Results for 65.0 < θ < 77.5
Results for 77.5 < θ < 90.0
counts from fit
p(MeV/c)

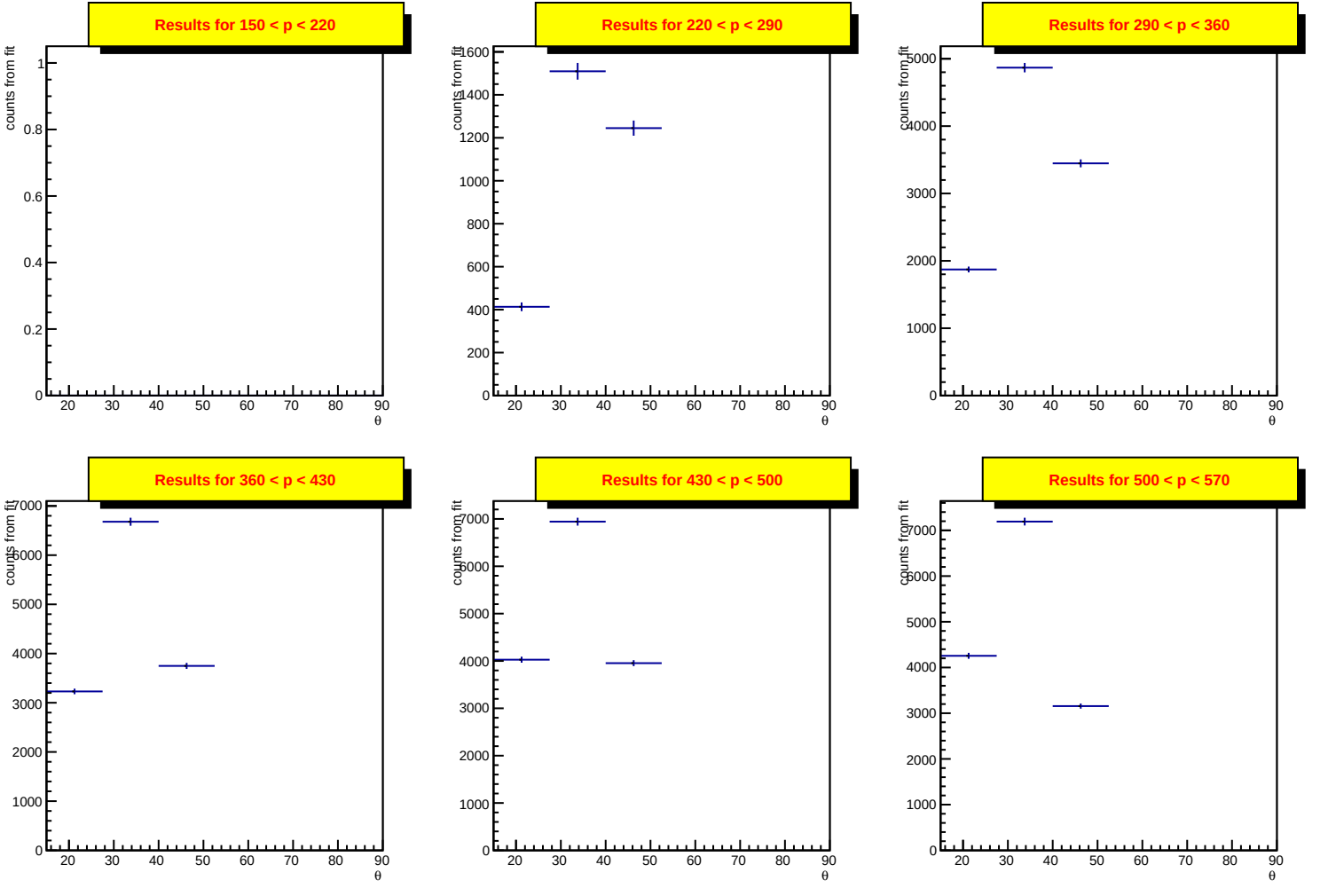
Results for 150 < p < 220
Results for 220 < p < 290
Results for 290 < p < 360
Results for 360 < p < 430
Results for 430 < p < 500
Results for 500 < p < 570
counts from fit
θ

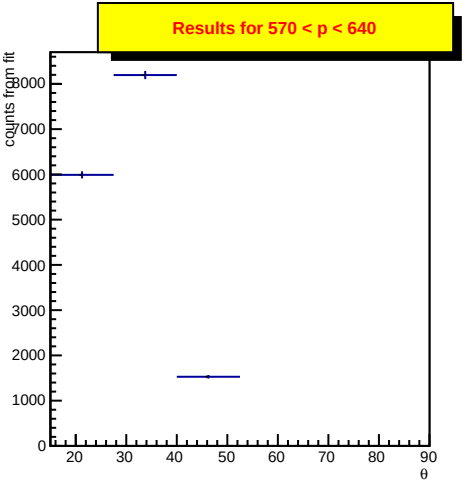
Results for 570 < p < 640
counts from fit
θ

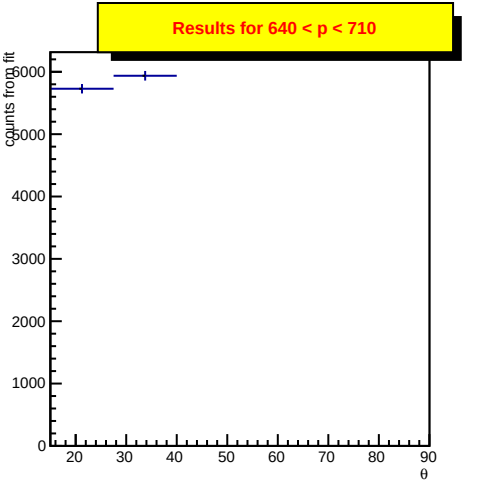
Results for 640 < p < 710
counts from fit
θ

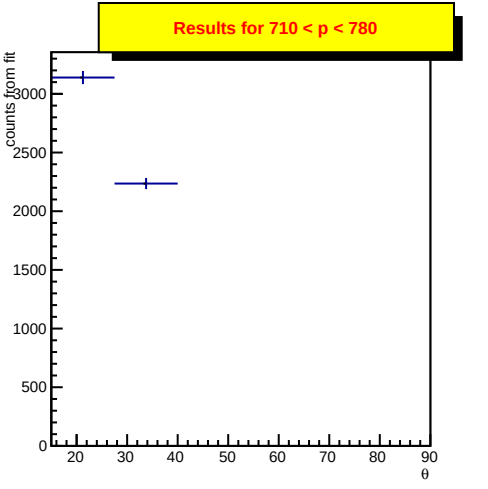
Results for 710 < p < 780
counts from fit
θ

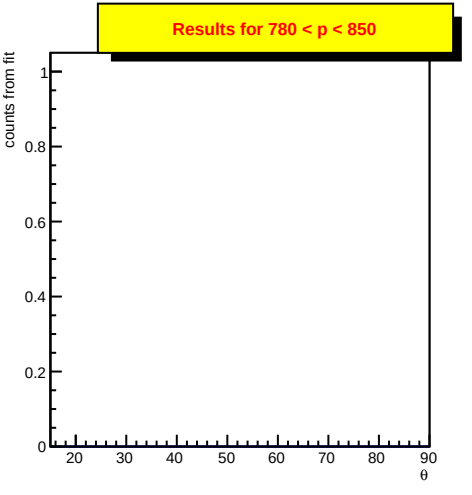
Results for 780 < p < 850
counts from fit
θ

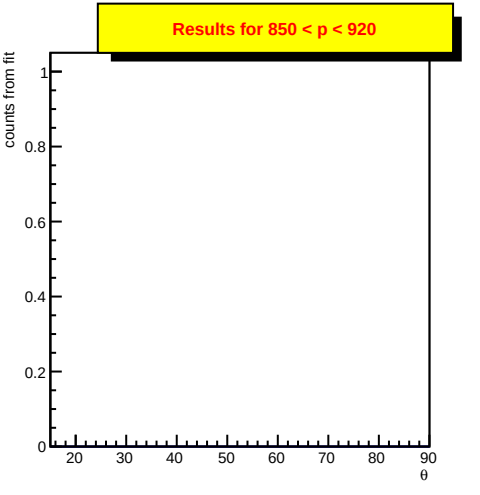
Results for 850 < p < 920
counts from fit
θ

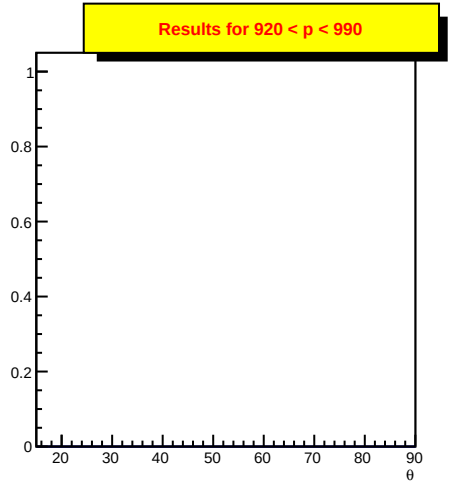
Results for 920 < p < 990
counts from fit
θ

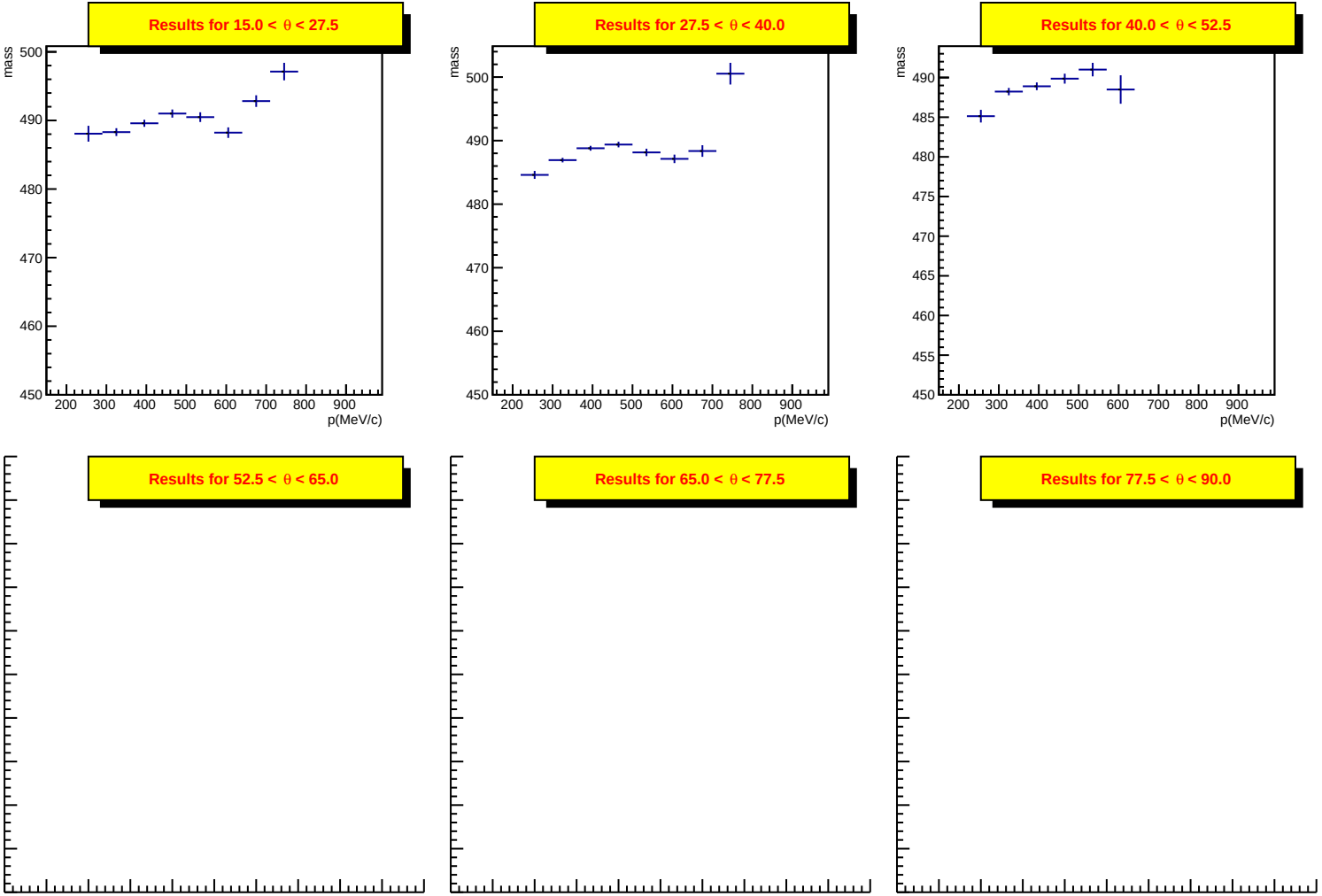
Results for 15.0 < θ < 27.5
Results for 27.5 < θ < 40.0
Results for 40.0 < θ < 52.5
Results for 52.5 < θ < 65.0
Results for 65.0 < θ < 77.5
Results for 77.5 < θ < 90.0
mass
p(MeV/c)

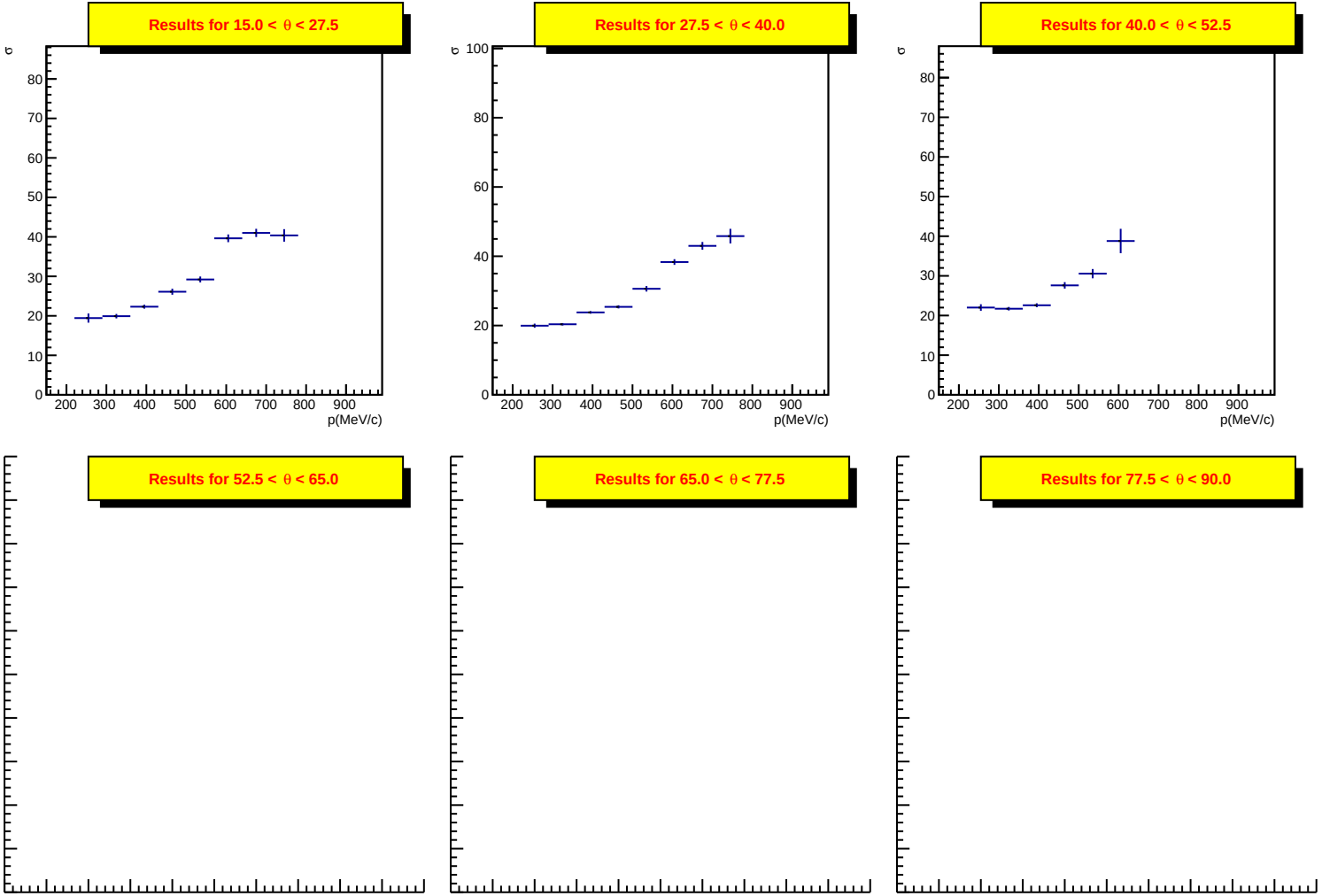
Results for 15.0 < θ < 27.5
Results for 27.5 < θ < 40.0
Results for 40.0 < θ < 52.5
Results for 52.5 < θ < 65.0
Results for 65.0 < θ < 77.5
Results for 77.5 < θ < 90.0
σ
p(MeV/c)

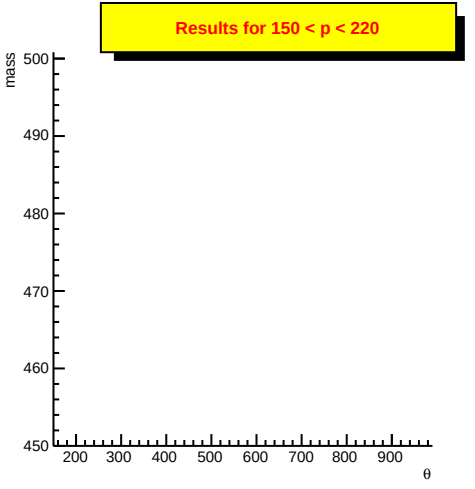
Results for 150 < p < 220
mass
500
490
480
470
460
450
200
300
400
500
600
700
800
900
θ

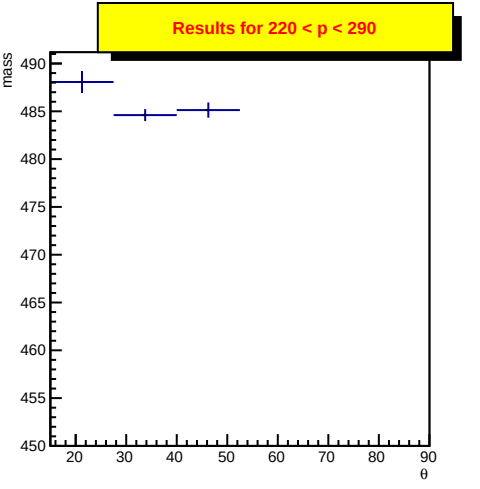
Results for 220 < p < 290
mass
490
485
480
475
470
465
460
455
450
20
30
40
50
60
70
80
90
θ

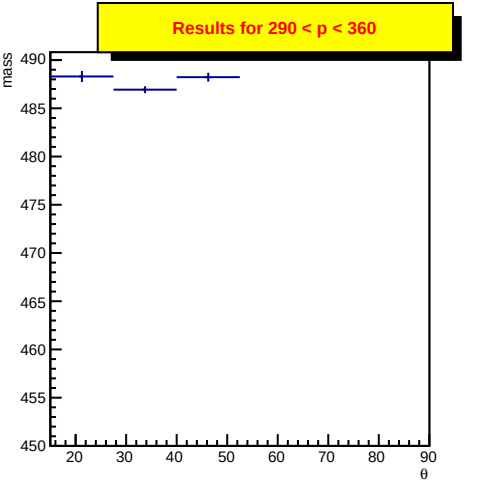
Results for 290 < p < 360
mass
490
485
480
475
470
465
460
455
450
20
30
40
50
60
70
80
90
θ

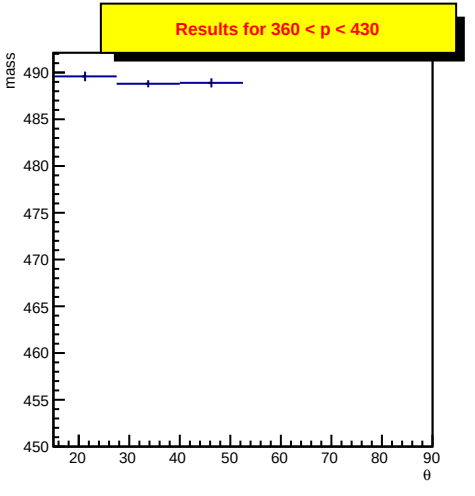
Results for 360 < p < 430
mass
490
485
480
475
470
465
460
455
450
20
30
40
50
60
70
80
90
θ

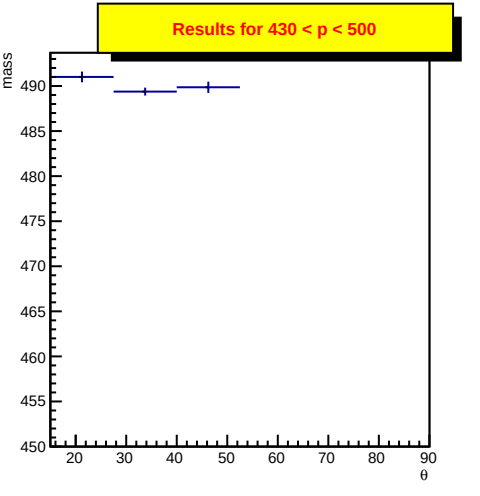
Results for 430 < p < 500
mass
490
485
480
475
470
465
460
455
450
20
30
40
50
60
70
80
90
θ

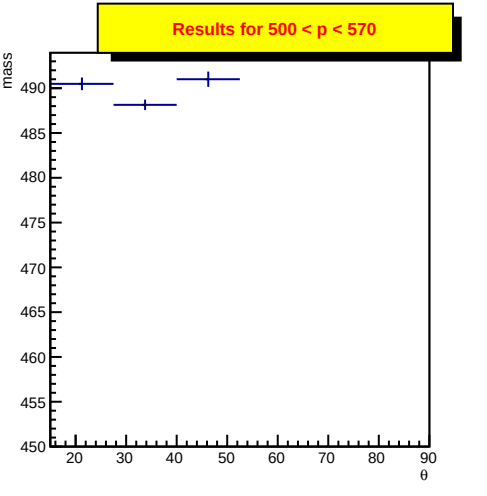
Results for 500 < p < 570
mass
490
485
480
475
470
465
460
455
450
20
30
40
50
60
70
80
90
θ

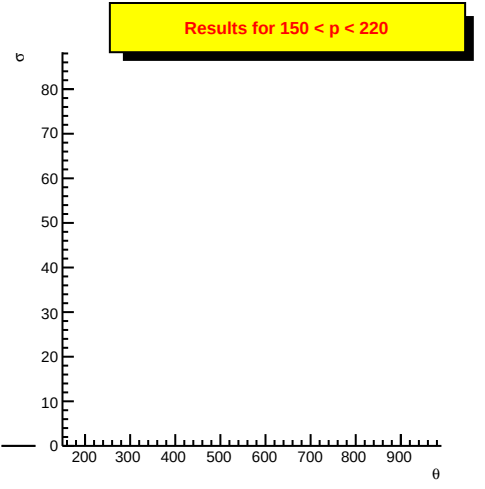
Results for 150 < p < 220
σ
θ

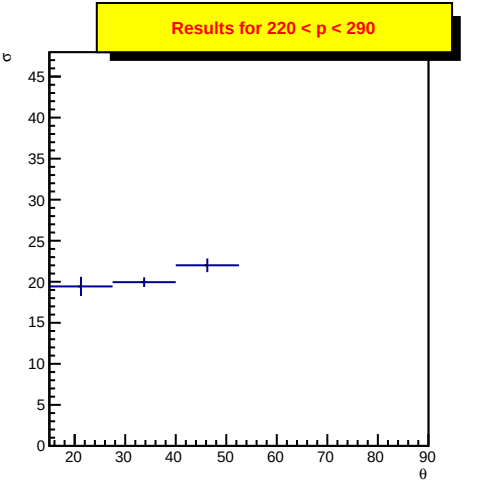
Results for 220 < p < 290
σ
θ

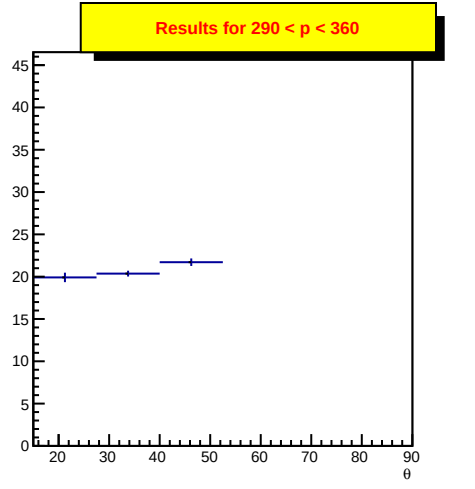
Results for 290 < p < 360
σ
θ

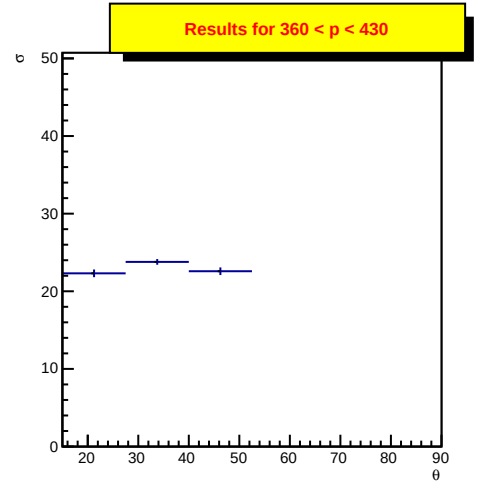
Results for 360 < p < 430
σ
θ

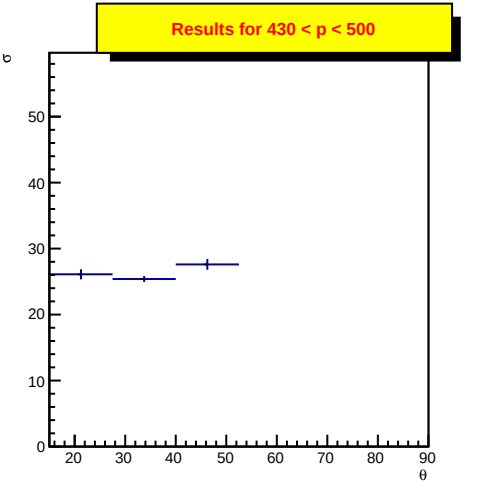
Results for 430 < p < 500
σ
θ

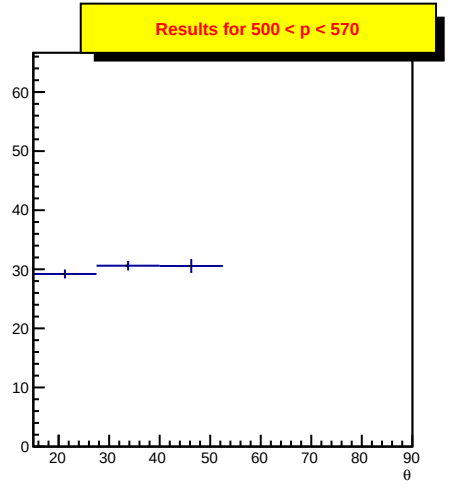
Results for 500 < p < 570
σ
θ


Results for 570 < p < 640
Results for 640 < p < 710
Results for 710 < p < 780
Results for 780 < p < 850
Results for 850 < p < 920
Results for 920 < p < 990
mass
θ

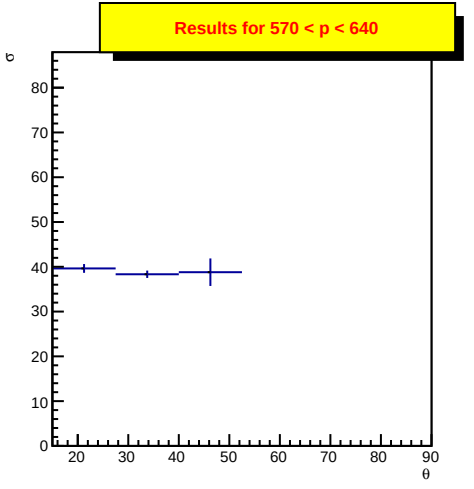
Results for 570 < p < 640
σ
θ

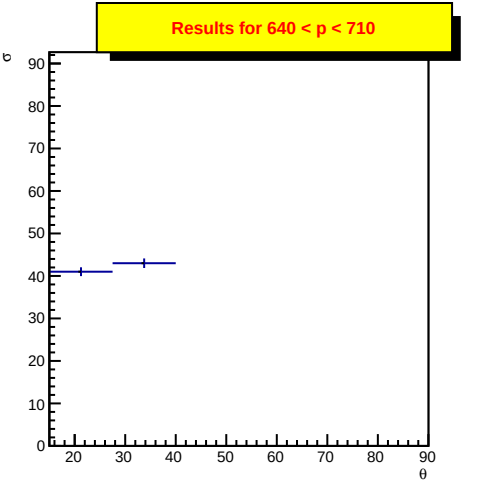
Results for 640 < p < 710
σ
θ

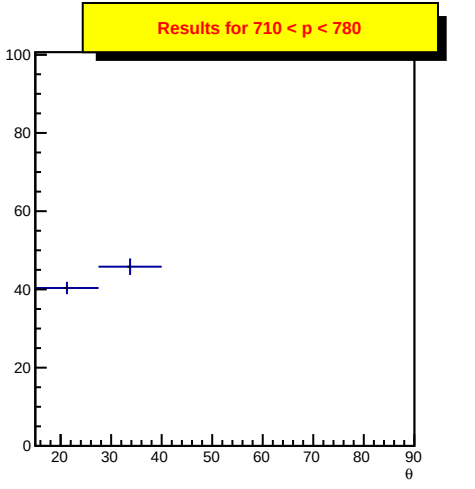
Results for 710 < p < 780
σ
θ

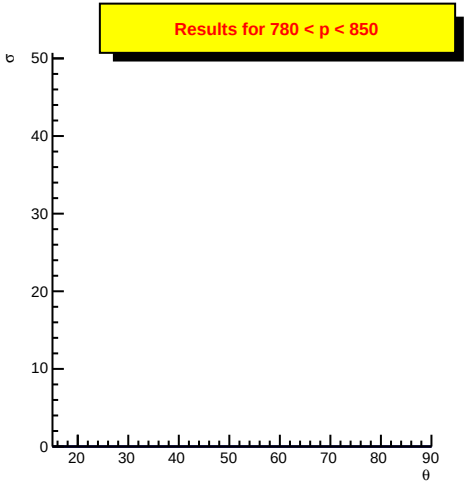
Results for 780 < p < 850
σ
θ

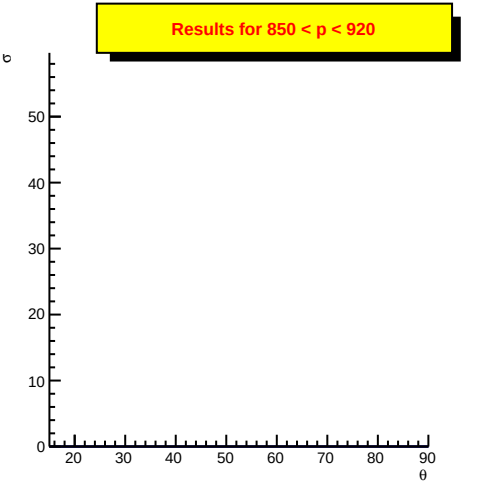
Results for 850 < p < 920
σ
θ

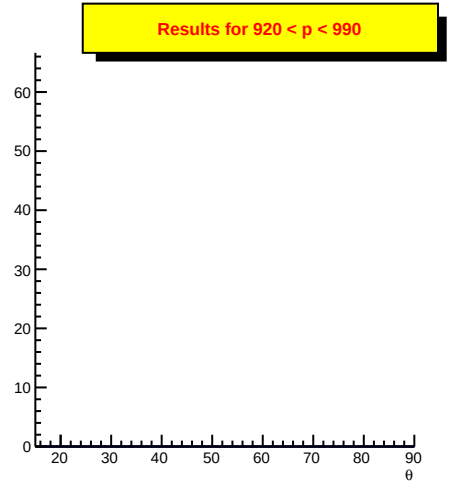
Results for 920 < p < 990
σ
θ

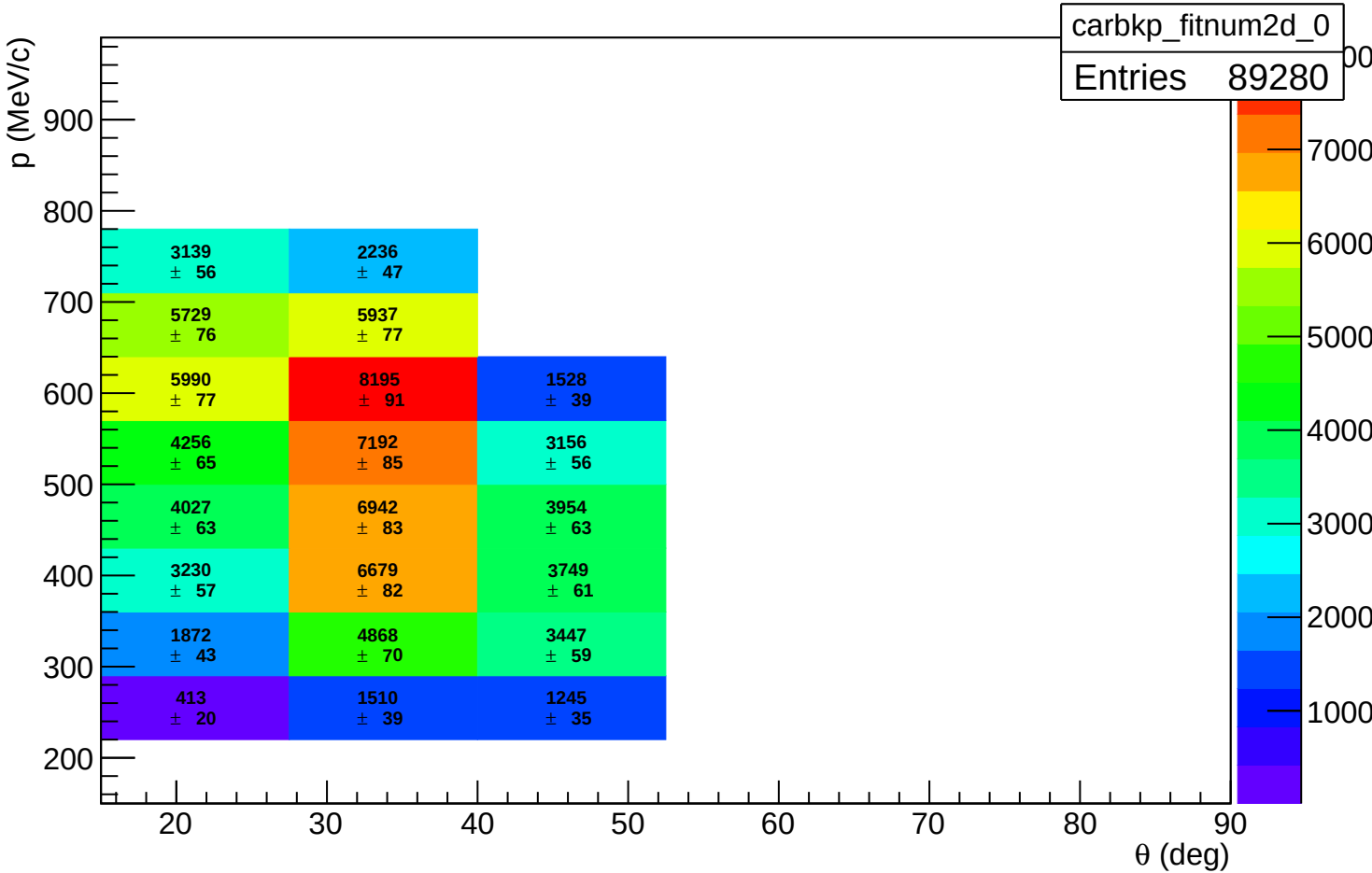
carbkp_fitnum2d_0
Entries 89280
p (MeV/c)
θ (deg)
3139 ± 56
2236 ± 47
5729 ± 76
5937 ± 77
5990 ± 77
8195 ± 91
1528 ± 39
4256 ± 65
7192 ± 85
3156 ± 56
4027 ± 63
6942 ± 83
3954 ± 63
3230 ± 57
6679 ± 82
3749 ± 61
1872 ± 43
4868 ± 70
3447 ± 59
413 ± 20
1510 ± 39
1245 ± 35

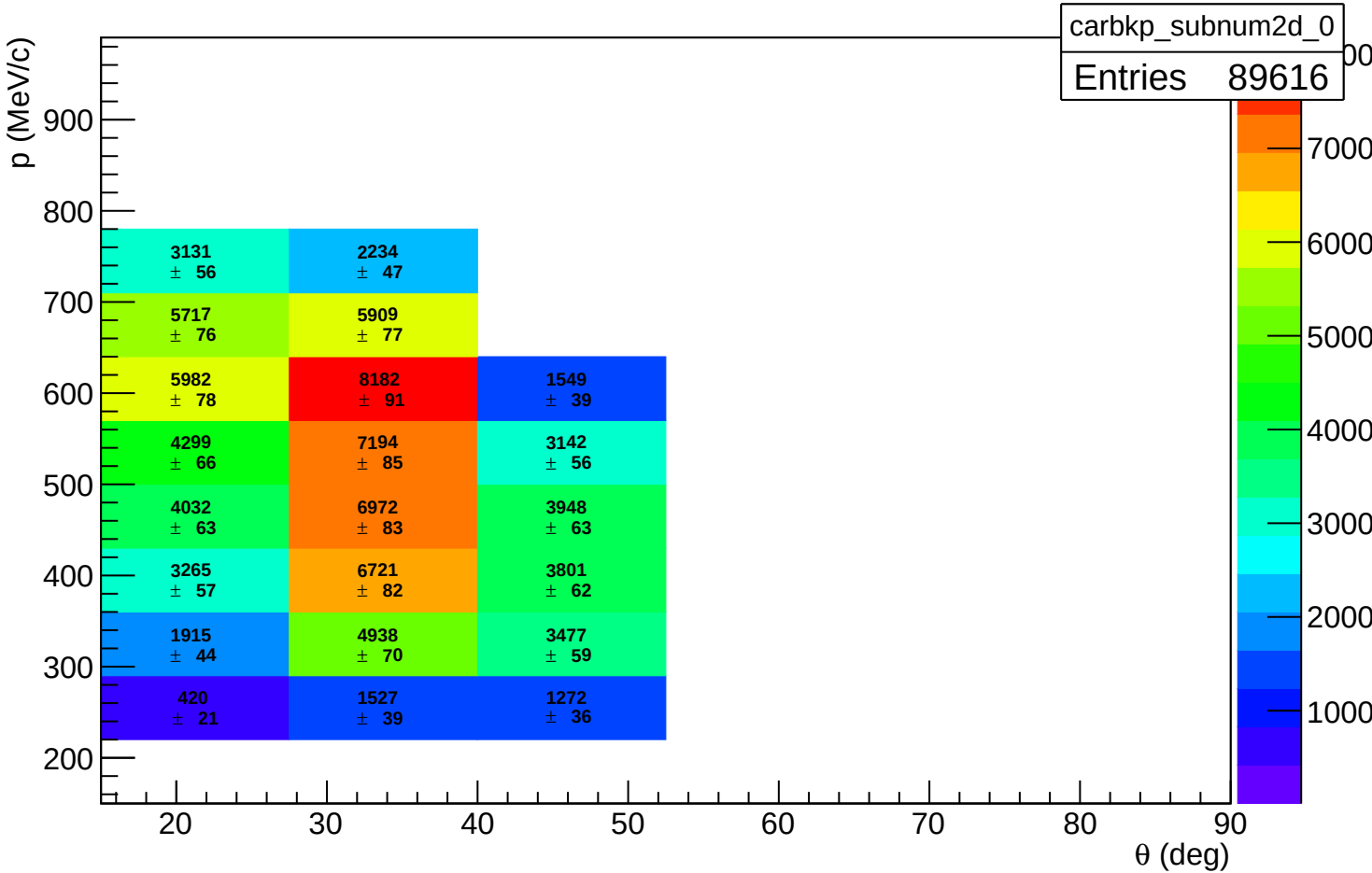
carbkp_subnum2d_0
Entries 89616
p (MeV/c)
θ (deg)
3131 ± 56
2234 ± 47
5717 ± 76
5909 ± 77
5982 ± 78
8182 ± 91
1549 ± 39
4299 ± 66
7194 ± 85
3142 ± 56
4032 ± 63
6972 ± 83
3948 ± 63
3265 ± 57
6721 ± 82
3801 ± 62
1915 ± 44
4938 ± 70
3477 ± 59
420 ± 21
1527 ± 39
1272 ± 36

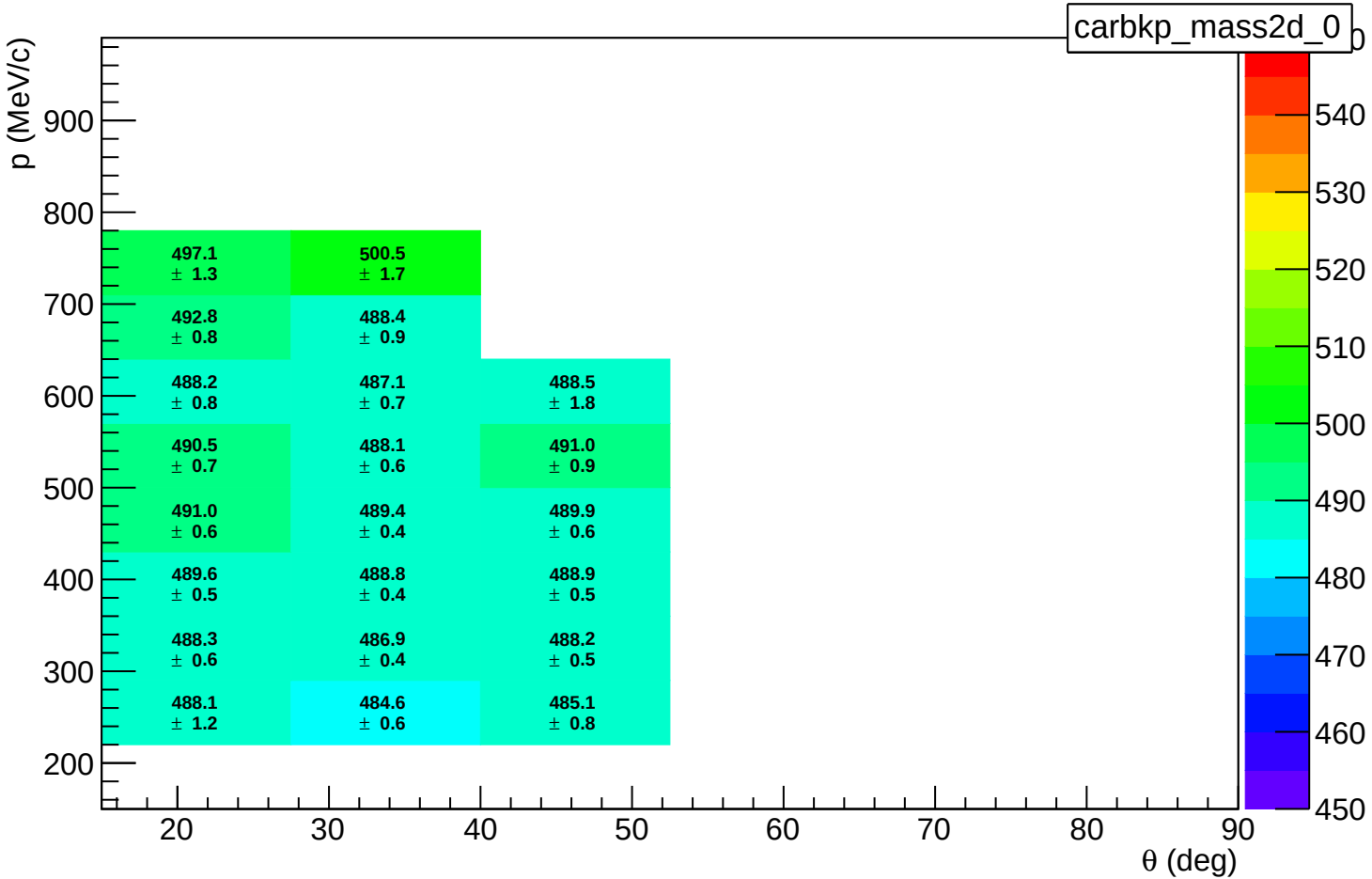
carbkp_mass2d_0
p (MeV/c)
θ (deg)
497.1 ± 1.3
500.5 ± 1.7
492.8 ± 0.8
488.4 ± 0.9
488.2 ± 0.8
487.1 ± 0.7
488.5 ± 1.8
490.5 ± 0.7
488.1 ± 0.6
491.0 ± 0.9
491.0 ± 0.6
489.4 ± 0.4
489.9 ± 0.6
489.6 ± 0.5
488.8 ± 0.4
488.9 ± 0.5
488.3 ± 0.6
486.9 ± 0.4
488.2 ± 0.5
488.1 ± 1.2
484.6 ± 0.6
485.1 ± 0.8

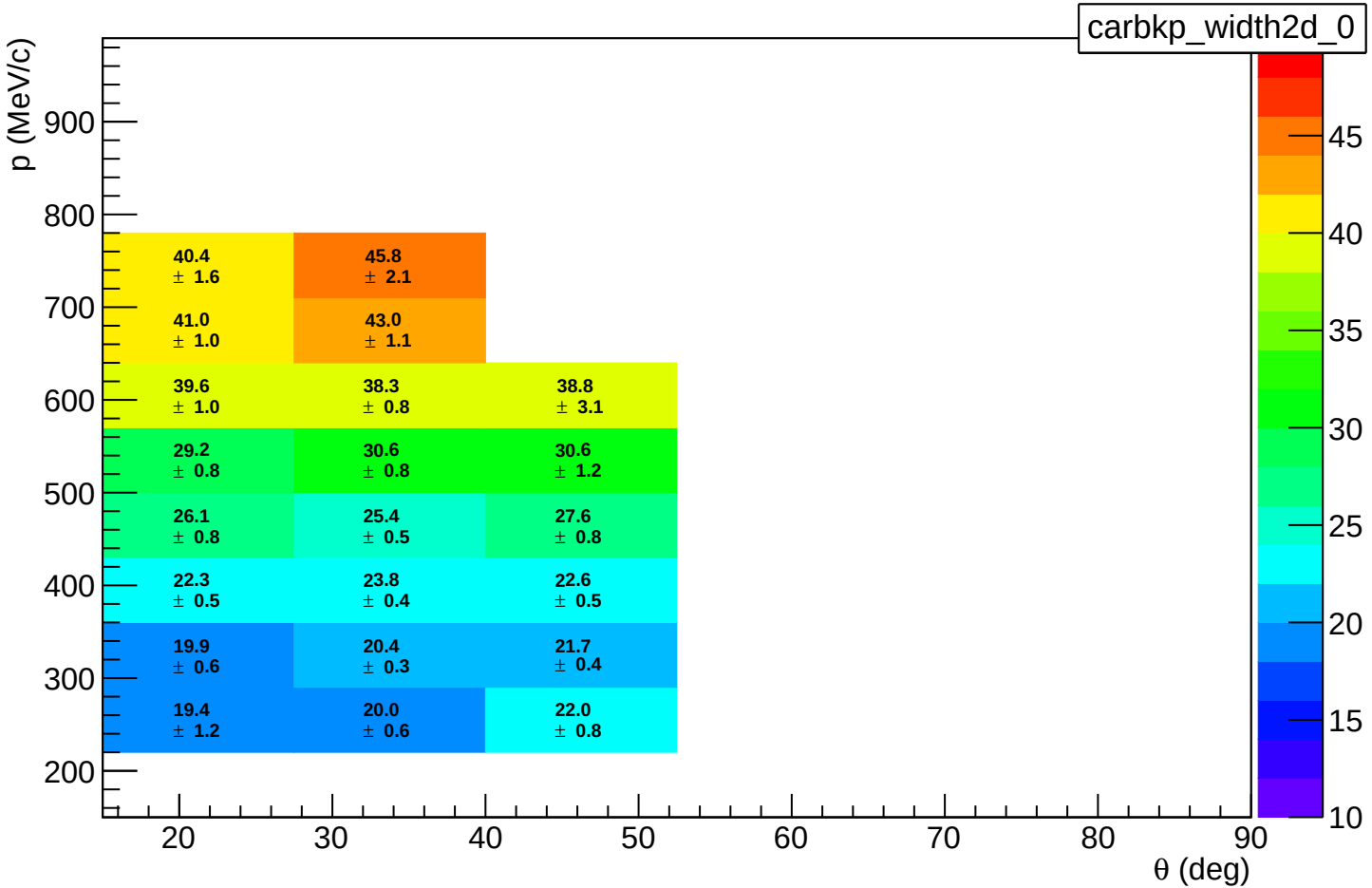
carbkp_width2d_0
p (MeV/c)
θ (deg)
40.4 ± 1.6
45.8 ± 2.1
41.0 ± 1.0
43.0 ± 1.1
39.6 ± 1.0
38.3 ± 0.8
38.8 ± 3.1
29.2 ± 0.8
30.6 ± 0.8
30.6 ± 1.2
26.1 ± 0.8
25.4 ± 0.5
27.6 ± 0.8
22.3 ± 0.5
23.8 ± 0.4
22.6 ± 0.5
19.9 ± 0.6
20.4 ± 0.3
21.7 ± 0.4
19.4 ± 1.2
20.0 ± 0.6
22.0 ± 0.8

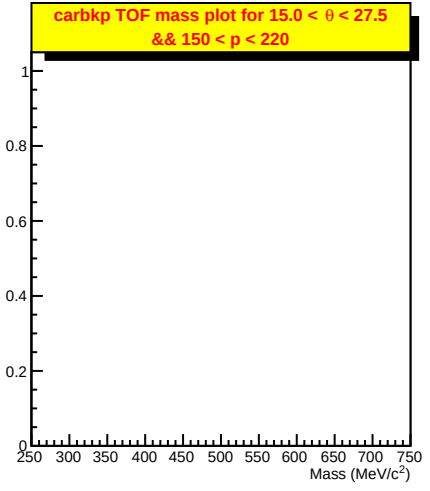
carbkp TOF mass plot for 15.0 < θ < 27.5
&& 150 < p < 220
Mass (MeV/c^2)

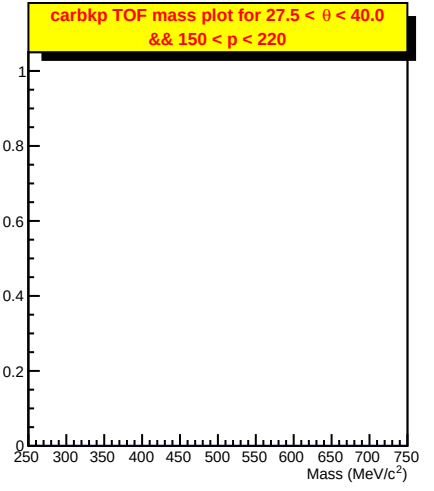
carbkp TOF mass plot for 27.5 < θ < 40.0
&& 150 < p < 220
Mass (MeV/c^2)

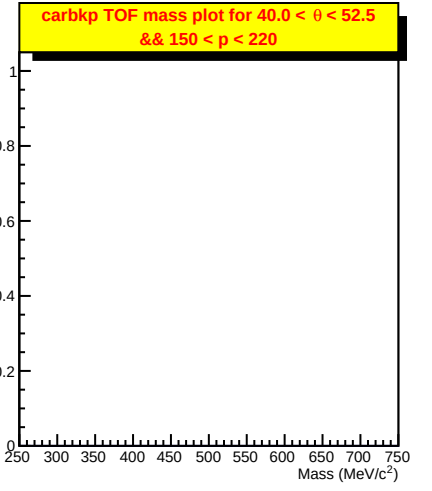
carbkp TOF mass plot for 40.0 < θ < 52.5
&& 150 < p < 220
Mass (MeV/c^2)

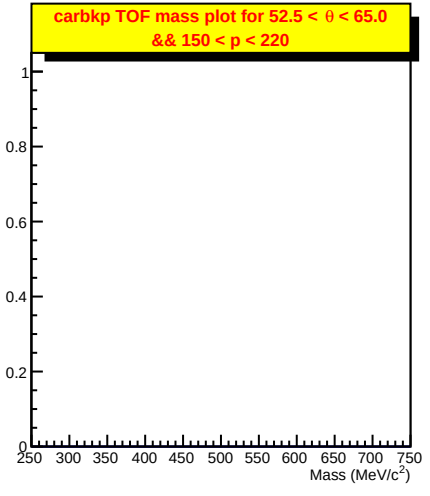
carbkp TOF mass plot for 52.5 < θ < 65.0
&& 150 < p < 220
Mass (MeV/c^2)

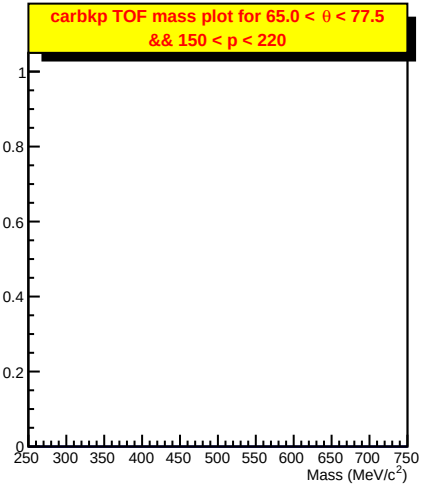
carbkp TOF mass plot for 65.0 < θ < 77.5
&& 150 < p < 220
Mass (MeV/c^2)

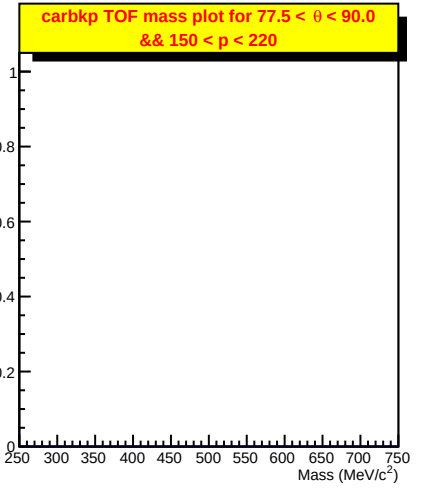
carbkp TOF mass plot for 77.5 < θ < 90.0
&& 150 < p < 220
Mass (MeV/c^2)

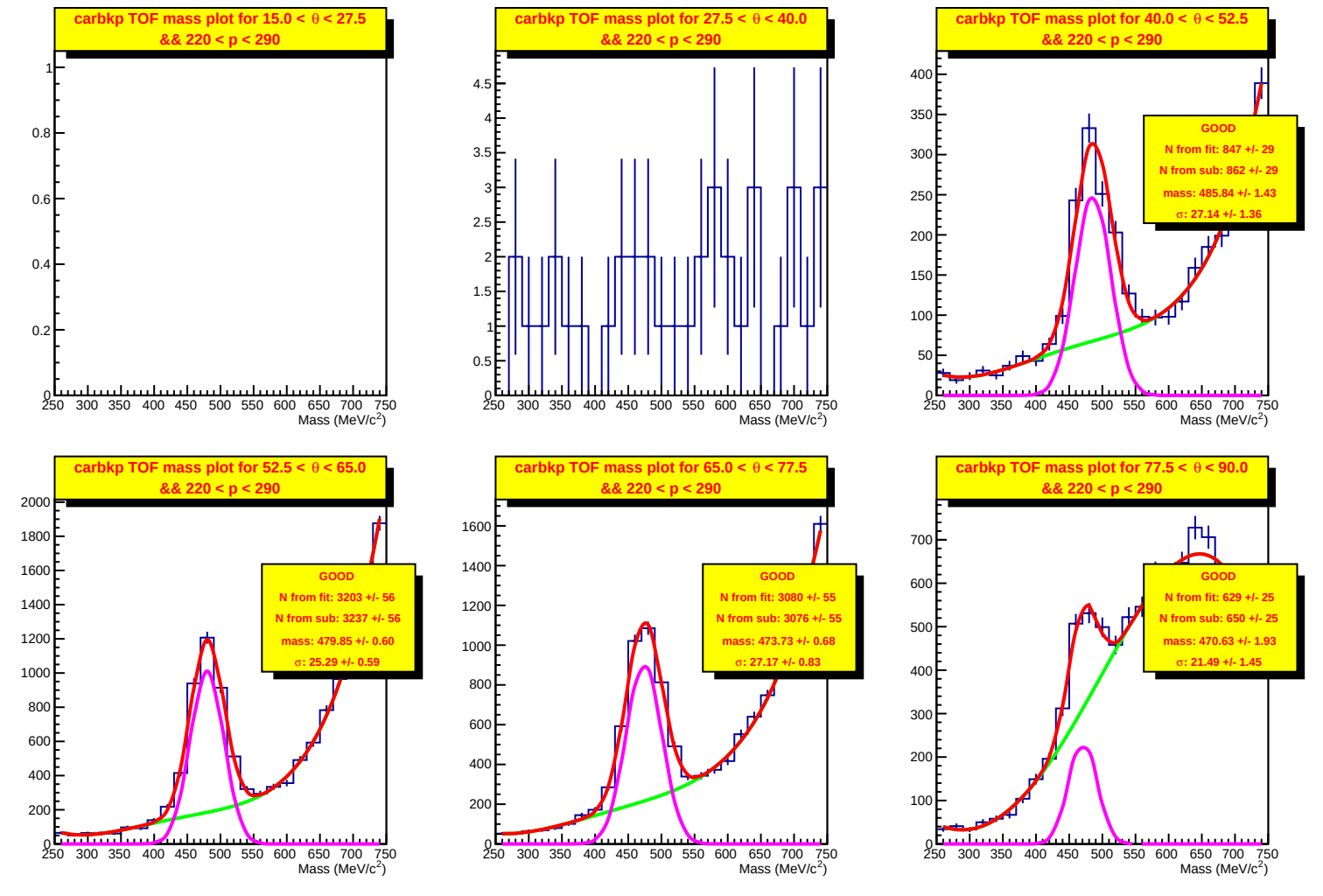
carbkp TOF mass plot for 15.0 < θ < 27.5
&& 220 < p < 290
carbkp TOF mass plot for 27.5 < θ < 40.0
&& 220 < p < 290
carbkp TOF mass plot for 40.0 < θ < 52.5
&& 220 < p < 290
GOOD
N from fit: 847 +/- 29
N from sub: 862 +/- 29
mass: 485.84 +/- 1.43
σ: 27.14 +/- 1.36
carbkp TOF mass plot for 52.5 < θ < 65.0
&& 220 < p < 290
GOOD
N from fit: 3203 +/- 56
N from sub: 3237 +/- 56
mass: 479.85 +/- 0.60
σ: 25.29 +/- 0.59
carbkp TOF mass plot for 65.0 < θ < 77.5
&& 220 < p < 290
GOOD
N from fit: 3080 +/- 55
N from sub: 3076 +/- 55
mass: 473.73 +/- 0.68
σ: 27.17 +/- 0.83
carbkp TOF mass plot for 77.5 < θ < 90.0
&& 220 < p < 290
GOOD
N from fit: 629 +/- 25
N from sub: 650 +/- 25
mass: 470.63 +/- 1.93
σ: 21.49 +/- 1.45
Mass (MeV/c²)

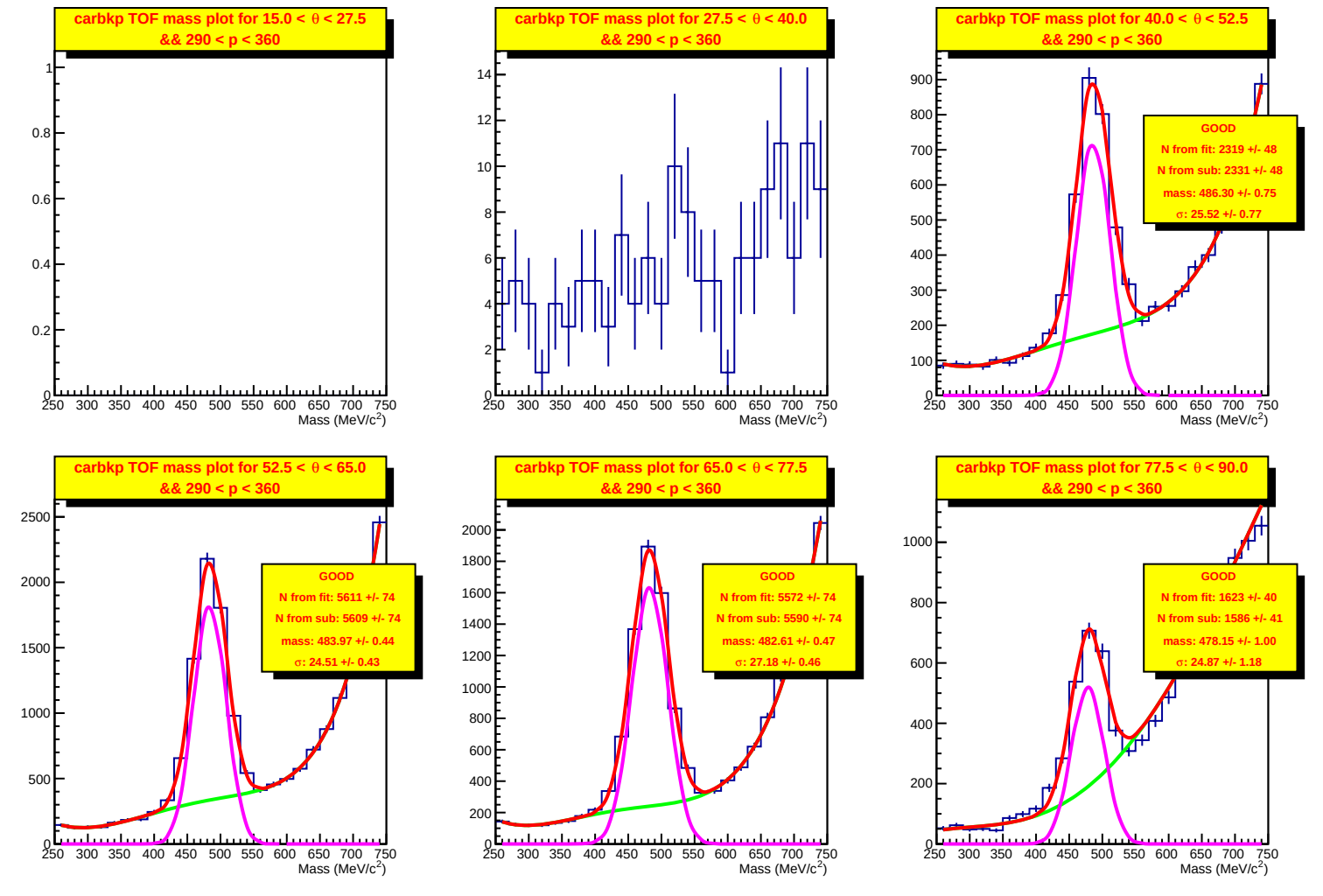
carbkp TOF mass plot for 15.0 < θ < 27.5
&& 290 < p < 360
carbkp TOF mass plot for 27.5 < θ < 40.0
&& 290 < p < 360
carbkp TOF mass plot for 40.0 < θ < 52.5
&& 290 < p < 360
GOOD
N from fit: 2319 +/- 48
N from sub: 2331 +/- 48
mass: 486.30 +/- 0.75
σ: 25.52 +/- 0.77
carbkp TOF mass plot for 52.5 < θ < 65.0
&& 290 < p < 360
GOOD
N from fit: 5611 +/- 74
N from sub: 5609 +/- 74
mass: 483.97 +/- 0.44
σ: 24.51 +/- 0.43
carbkp TOF mass plot for 65.0 < θ < 77.5
&& 290 < p < 360
GOOD
N from fit: 5572 +/- 74
N from sub: 5590 +/- 74
mass: 482.61 +/- 0.47
σ: 27.18 +/- 0.46
carbkp TOF mass plot for 77.5 < θ < 90.0
&& 290 < p < 360
GOOD
N from fit: 1623 +/- 40
N from sub: 1586 +/- 41
mass: 478.15 +/- 1.00
σ: 24.87 +/- 1.18
Mass (MeV/c^2)

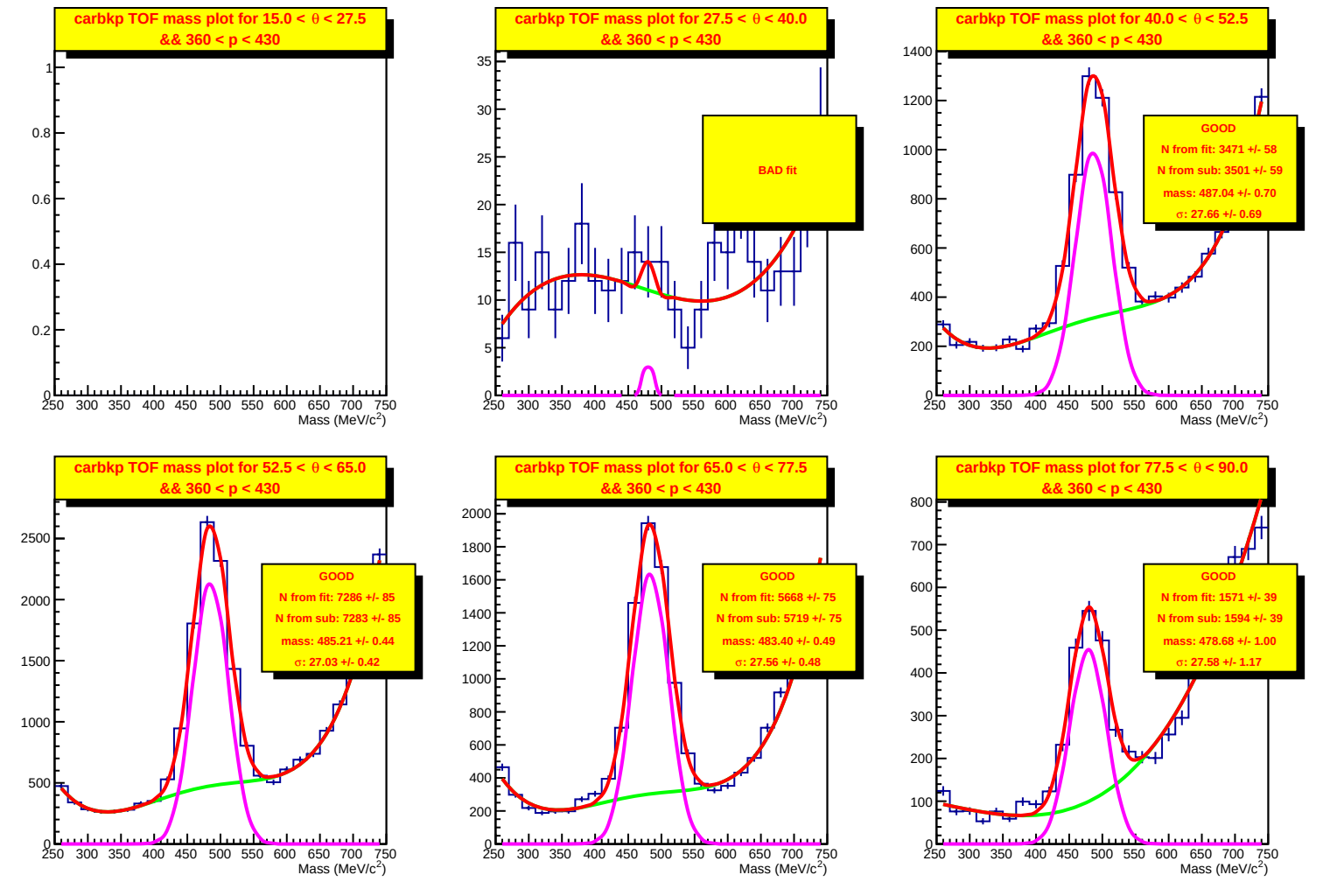
carbkp TOF mass plot for 15.0 < θ < 27.5
&& 360 < p < 430
carbkp TOF mass plot for 27.5 < θ < 40.0
&& 360 < p < 430
BAD fit
carbkp TOF mass plot for 40.0 < θ < 52.5
&& 360 < p < 430
GOOD
N from fit: 3471 +/- 58
N from sub: 3501 +/- 59
mass: 487.04 +/- 0.70
σ: 27.66 +/- 0.69
carbkp TOF mass plot for 52.5 < θ < 65.0
&& 360 < p < 430
GOOD
N from fit: 7286 +/- 85
N from sub: 7283 +/- 85
mass: 485.21 +/- 0.44
σ: 27.03 +/- 0.42
carbkp TOF mass plot for 65.0 < θ < 77.5
&& 360 < p < 430
GOOD
N from fit: 5668 +/- 75
N from sub: 5719 +/- 75
mass: 483.40 +/- 0.49
σ: 27.56 +/- 0.48
carbkp TOF mass plot for 77.5 < θ < 90.0
&& 360 < p < 430
GOOD
N from fit: 1571 +/- 39
N from sub: 1594 +/- 39
mass: 478.68 +/- 1.00
σ: 27.58 +/- 1.17
Mass (MeV/c^2)

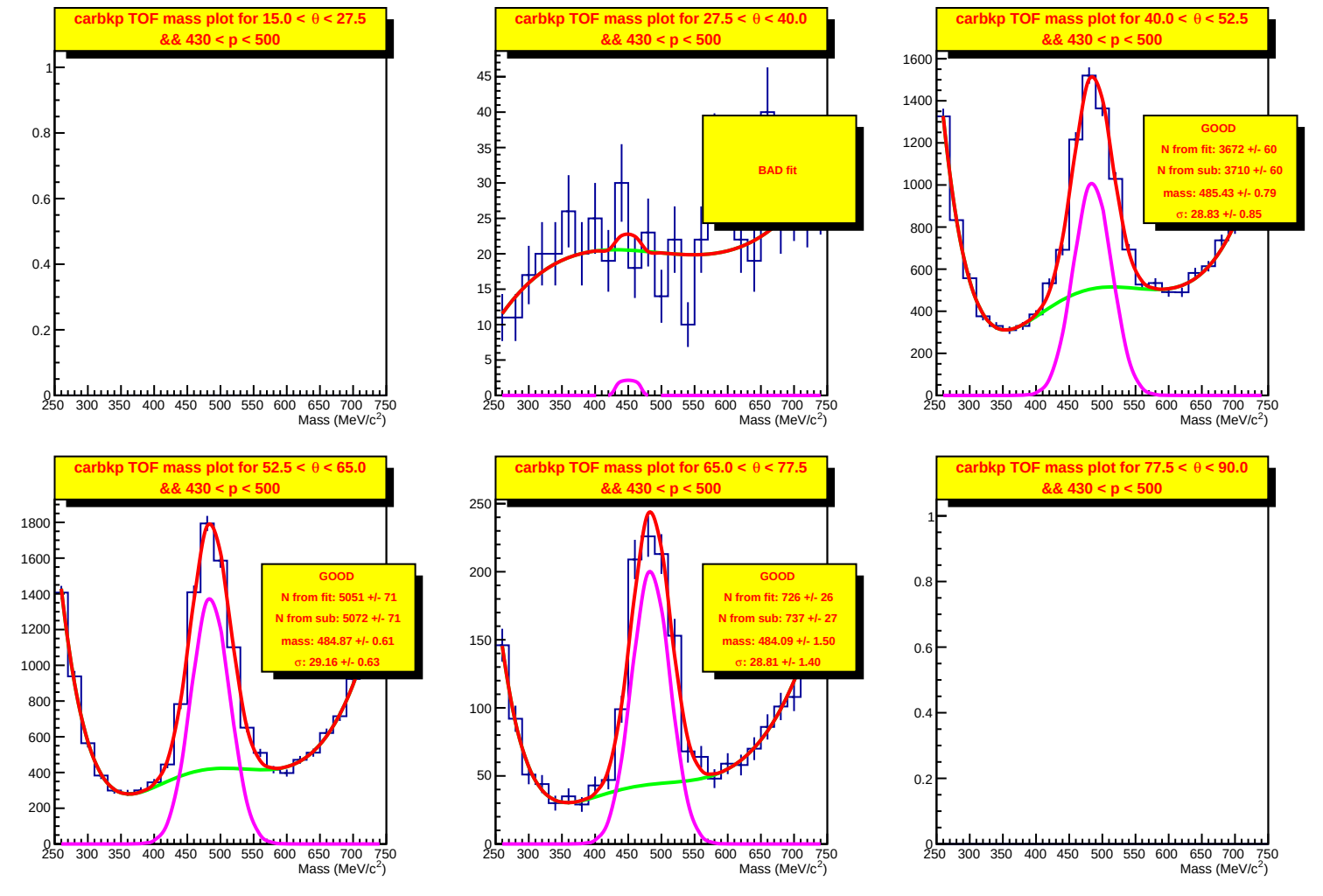
carbkp TOF mass plot for 15.0 < θ < 27.5
&& 430 < p < 500
carbkp TOF mass plot for 27.5 < θ < 40.0
&& 430 < p < 500
BAD fit
carbkp TOF mass plot for 40.0 < θ < 52.5
&& 430 < p < 500
GOOD
N from fit: 3672 +/- 60
N from sub: 3710 +/- 60
mass: 485.43 +/- 0.79
σ: 28.83 +/- 0.85
carbkp TOF mass plot for 52.5 < θ < 65.0
&& 430 < p < 500
GOOD
N from fit: 5051 +/- 71
N from sub: 5072 +/- 71
mass: 484.87 +/- 0.61
σ: 29.16 +/- 0.63
carbkp TOF mass plot for 65.0 < θ < 77.5
&& 430 < p < 500
GOOD
N from fit: 726 +/- 26
N from sub: 737 +/- 27
mass: 484.09 +/- 1.50
σ: 28.81 +/- 1.40
carbkp TOF mass plot for 77.5 < θ < 90.0
&& 430 < p < 500
Mass (MeV/c²)

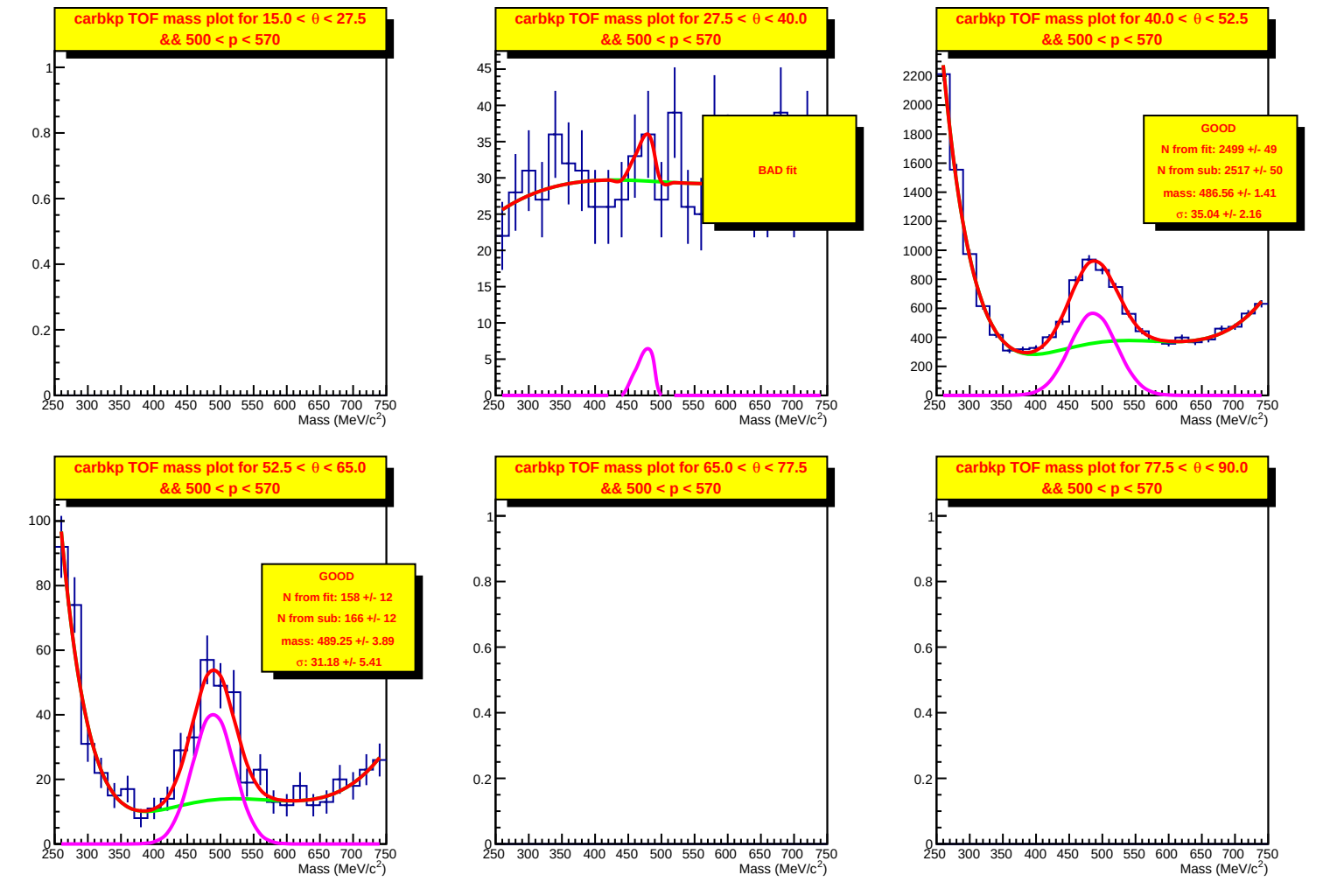
carbkp TOF mass plot for 15.0 < θ < 27.5
&& 500 < p < 570
carbkp TOF mass plot for 27.5 < θ < 40.0
&& 500 < p < 570
BAD fit
carbkp TOF mass plot for 40.0 < θ < 52.5
&& 500 < p < 570
GOOD
N from fit: 2499 +/- 49
N from sub: 2517 +/- 50
mass: 486.56 +/- 1.41
σ: 35.04 +/- 2.16
carbkp TOF mass plot for 52.5 < θ < 65.0
&& 500 < p < 570
GOOD
N from fit: 158 +/- 12
N from sub: 166 +/- 12
mass: 489.25 +/- 3.89
σ: 31.18 +/- 5.41
carbkp TOF mass plot for 65.0 < θ < 77.5
&& 500 < p < 570
carbkp TOF mass plot for 77.5 < θ < 90.0
&& 500 < p < 570
Mass (MeV/c²)

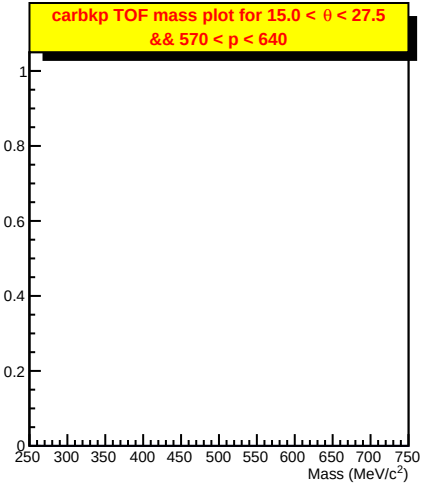
carbkp TOF mass plot for 15.0 < θ < 27.5
&& 570 < p < 640
Mass (MeV/c^2)

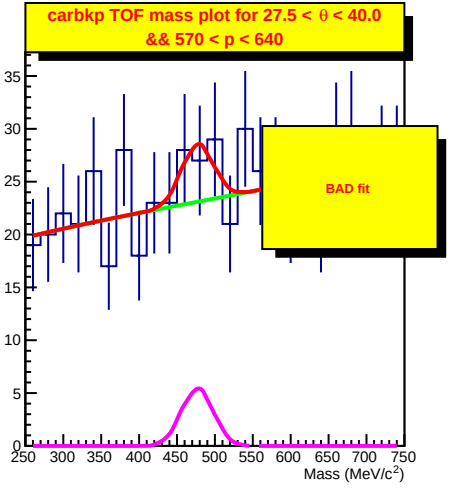
carbkp TOF mass plot for 27.5 < θ < 40.0
&& 570 < p < 640
BAD fit
Mass (MeV/c^2)

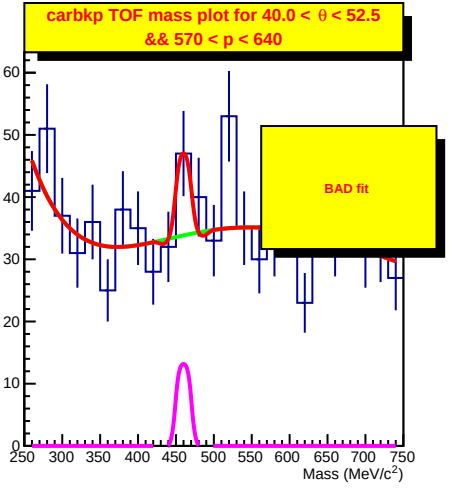
carbkp TOF mass plot for 40.0 < θ < 52.5
&& 570 < p < 640
BAD fit
Mass (MeV/c^2)

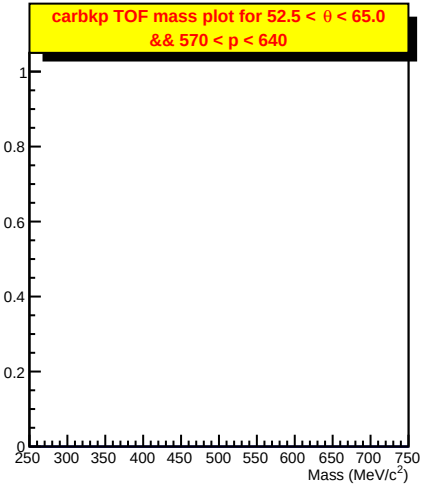
carbkp TOF mass plot for 52.5 < θ < 65.0
&& 570 < p < 640
Mass (MeV/c^2)

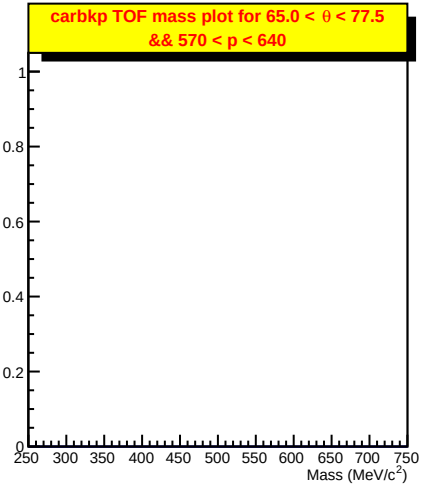
carbkp TOF mass plot for 65.0 < θ < 77.5
&& 570 < p < 640
Mass (MeV/c^2)

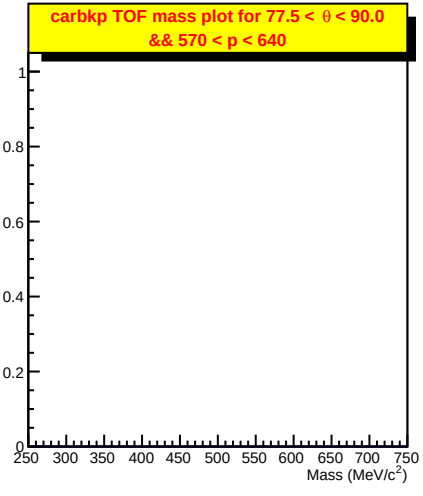
carbkp TOF mass plot for 77.5 < θ < 90.0
&& 570 < p < 640
Mass (MeV/c^2)

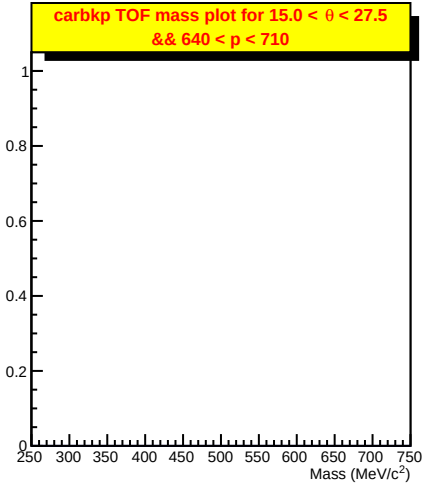
carbkp TOF mass plot for 15.0 < θ < 27.5
&& 640 < p < 710
Mass (MeV/c^2)

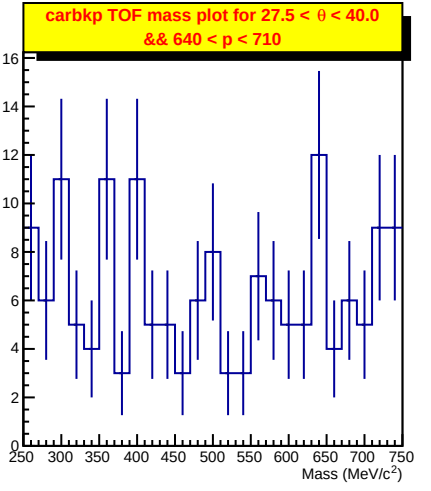
carbkp TOF mass plot for 27.5 < θ < 40.0
&& 640 < p < 710
Mass (MeV/c^2)

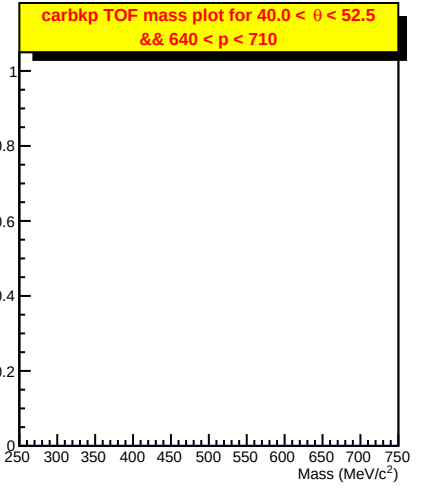
carbkp TOF mass plot for 40.0 < θ < 52.5
&& 640 < p < 710
Mass (MeV/c^2)

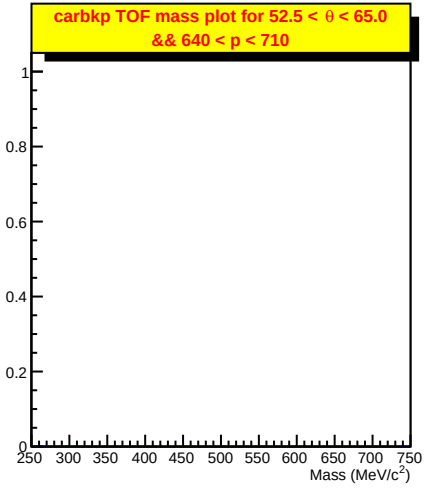
carbkp TOF mass plot for 52.5 < θ < 65.0
&& 640 < p < 710
Mass (MeV/c^2)

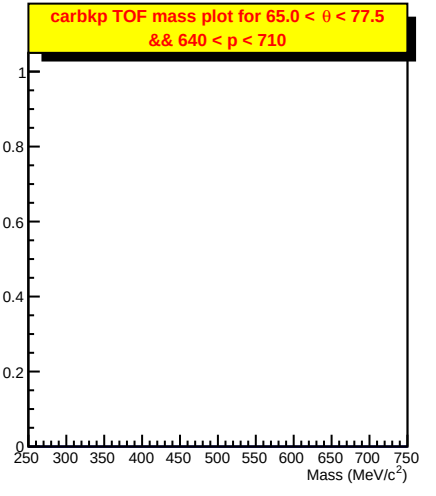
carbkp TOF mass plot for 65.0 < θ < 77.5
&& 640 < p < 710
Mass (MeV/c^2)

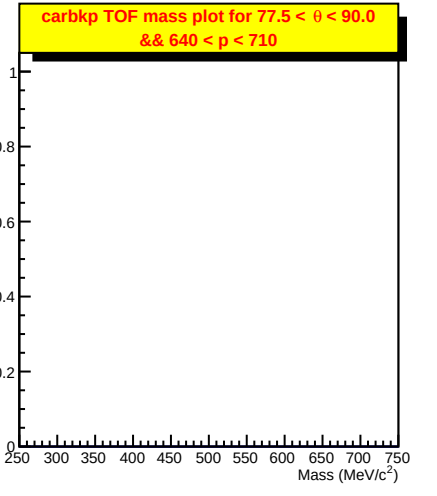
carbkp TOF mass plot for 77.5 < θ < 90.0
&& 640 < p < 710
Mass (MeV/c^2)

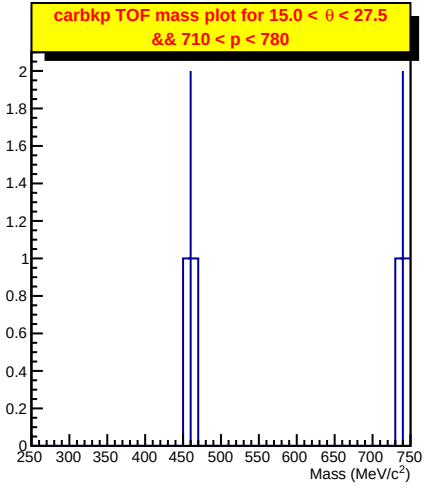
carbkp TOF mass plot for 15.0 < θ < 27.5
&& 710 < p < 780
Mass (MeV/c^2)

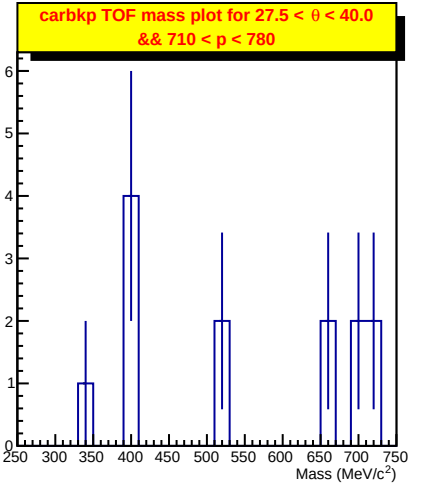
carbkp TOF mass plot for 27.5 < θ < 40.0
&& 710 < p < 780
Mass (MeV/c^2)

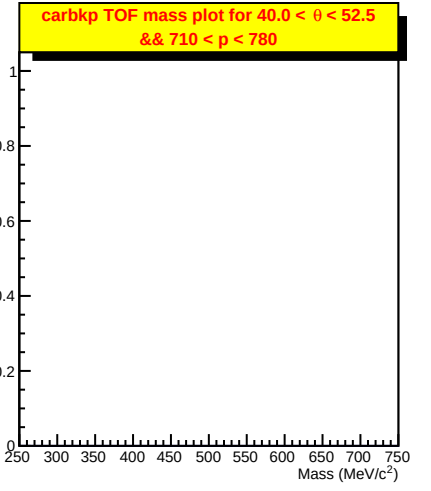
carbkp TOF mass plot for 40.0 < θ < 52.5
&& 710 < p < 780
Mass (MeV/c^2)

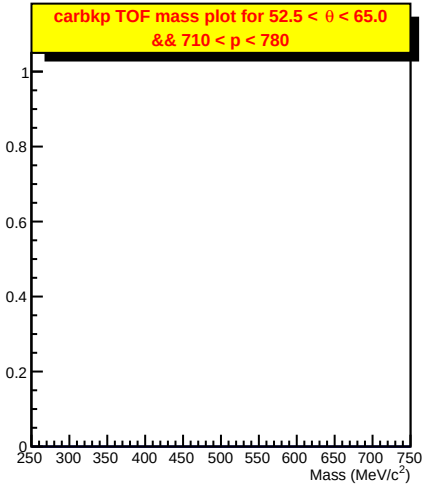
carbkp TOF mass plot for 52.5 < θ < 65.0
&& 710 < p < 780
Mass (MeV/c^2)

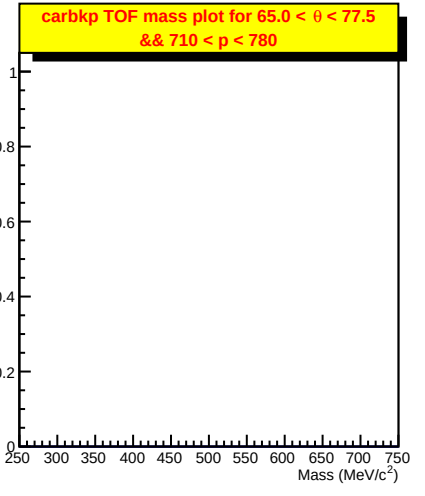
carbkp TOF mass plot for 65.0 < θ < 77.5
&& 710 < p < 780
Mass (MeV/c^2)

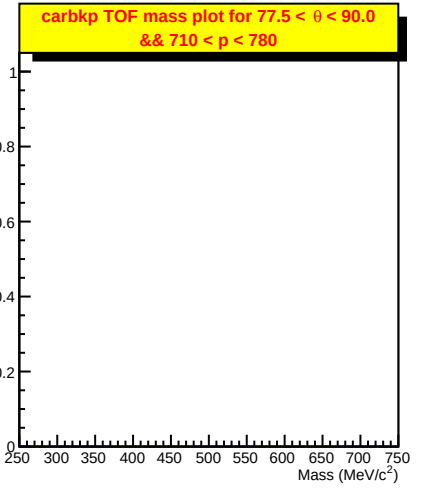
carbkp TOF mass plot for 77.5 < θ < 90.0
&& 710 < p < 780
Mass (MeV/c^2)

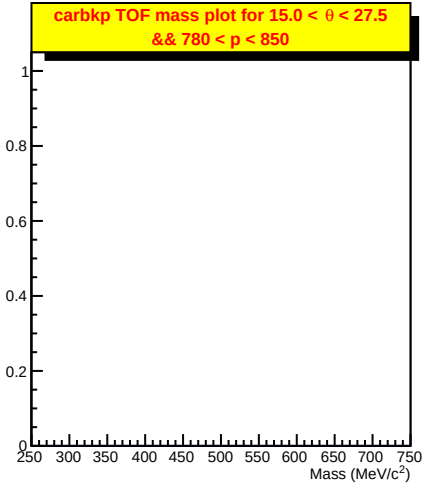
carbkp TOF mass plot for 15.0 < θ < 27.5
&& 780 < p < 850
Mass (MeV/c²)

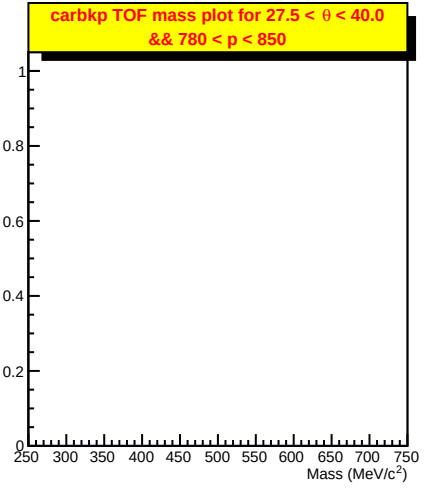
carbkp TOF mass plot for 27.5 < θ < 40.0
&& 780 < p < 850
Mass (MeV/c²)

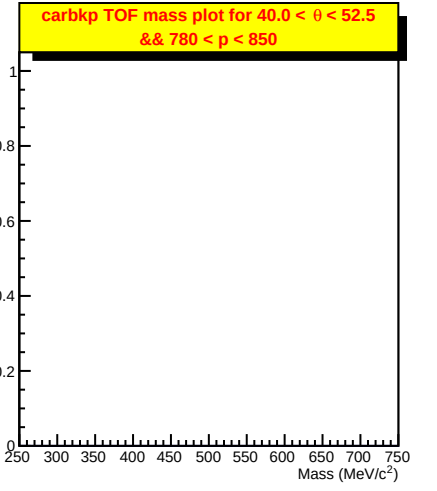
carbkp TOF mass plot for 40.0 < θ < 52.5
&& 780 < p < 850
Mass (MeV/c²)

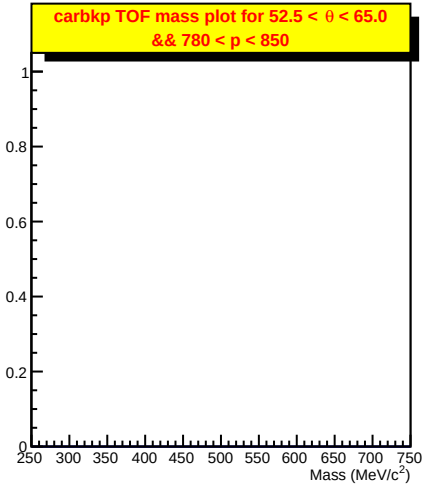
carbkp TOF mass plot for 52.5 < θ < 65.0
&& 780 < p < 850
Mass (MeV/c²)

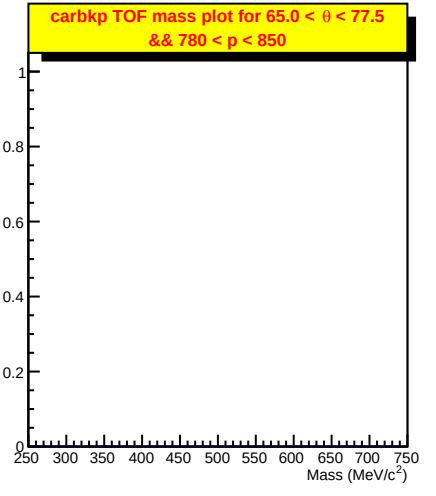
carbkp TOF mass plot for 65.0 < θ < 77.5
&& 780 < p < 850
Mass (MeV/c²)

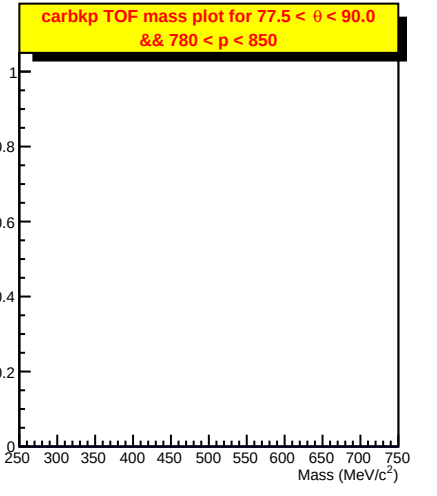
carbkp TOF mass plot for 77.5 < θ < 90.0
&& 780 < p < 850
Mass (MeV/c²)

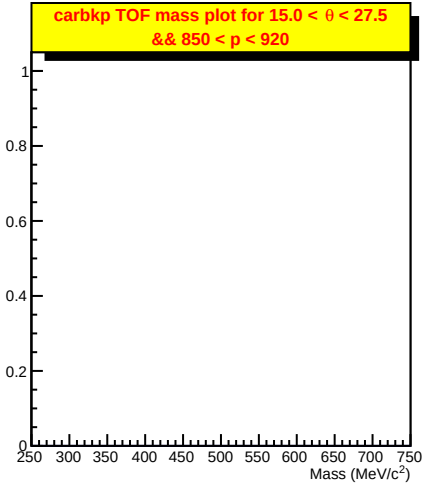
carbkp TOF mass plot for 15.0 < θ < 27.5
&& 850 < p < 920
Mass (MeV/c^2)

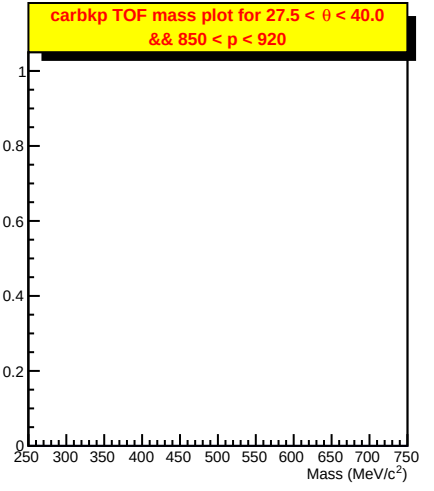
carbkp TOF mass plot for 27.5 < θ < 40.0
&& 850 < p < 920
Mass (MeV/c^2)

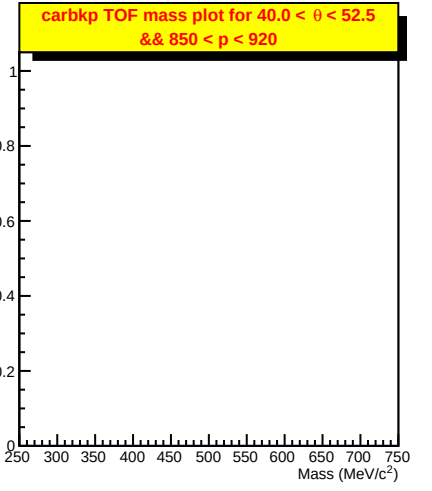
carbkp TOF mass plot for 40.0 < θ < 52.5
&& 850 < p < 920
Mass (MeV/c^2)

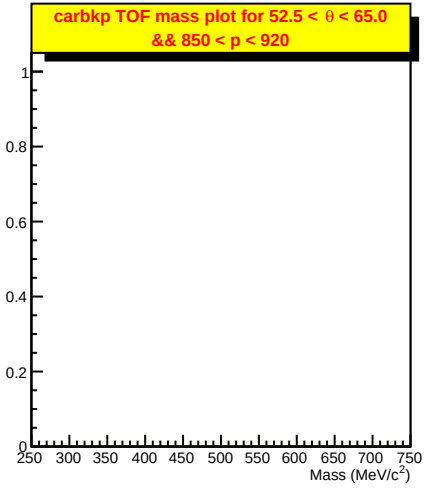
carbkp TOF mass plot for 52.5 < θ < 65.0
&& 850 < p < 920
Mass (MeV/c^2)

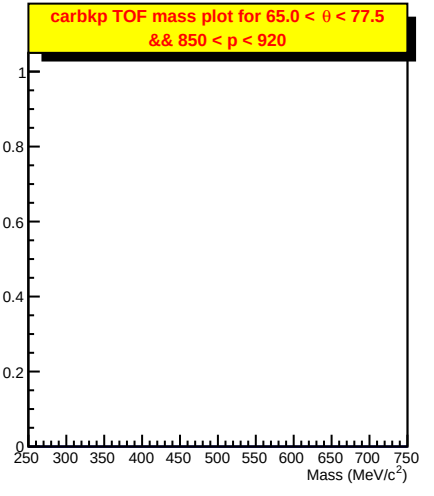
carbkp TOF mass plot for 65.0 < θ < 77.5
&& 850 < p < 920
Mass (MeV/c^2)

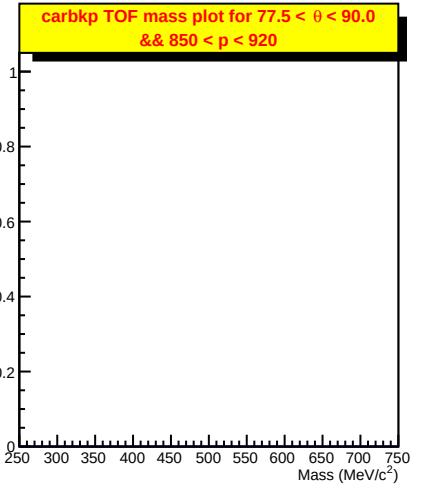
carbkp TOF mass plot for 77.5 < θ < 90.0
&& 850 < p < 920
Mass (MeV/c^2)

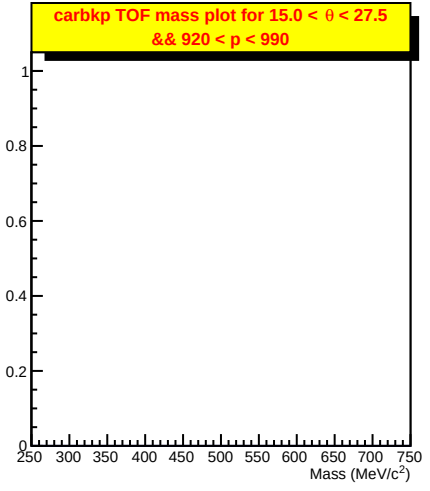
carbkp TOF mass plot for 15.0 < θ < 27.5
&& 920 < p < 990
Mass (MeV/c²)

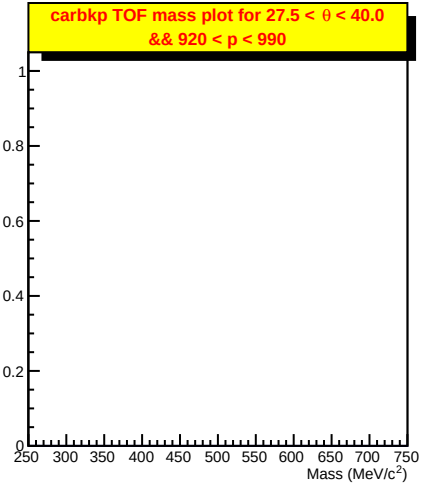
carbkp TOF mass plot for 27.5 < θ < 40.0
&& 920 < p < 990
Mass (MeV/c²)

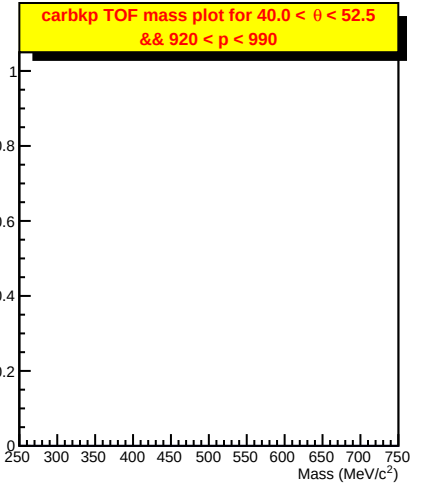
carbkp TOF mass plot for 40.0 < θ < 52.5
&& 920 < p < 990
Mass (MeV/c²)

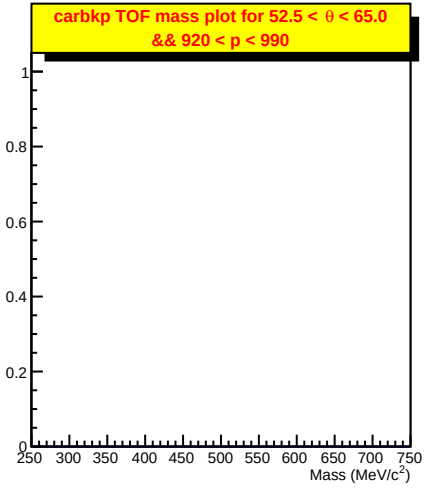
carbkp TOF mass plot for 52.5 < θ < 65.0
&& 920 < p < 990
Mass (MeV/c²)

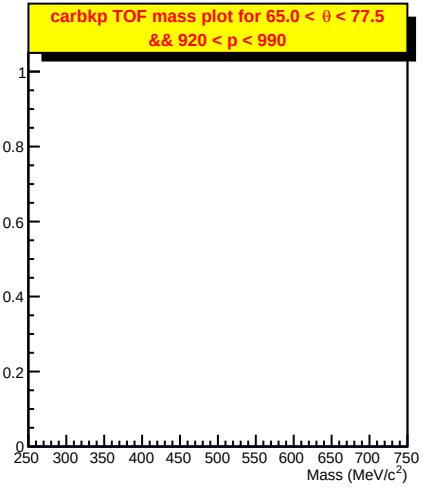
carbkp TOF mass plot for 65.0 < θ < 77.5
&& 920 < p < 990
Mass (MeV/c²)

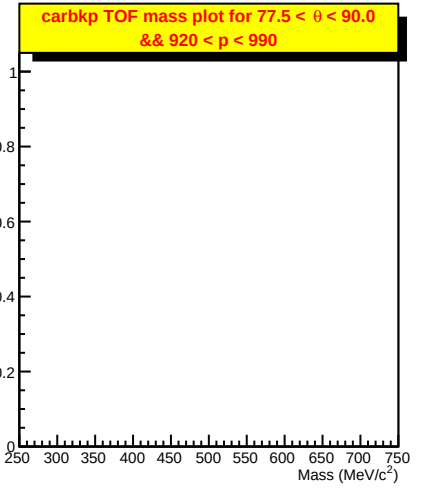
carbkp TOF mass plot for 77.5 < θ < 90.0
&& 920 < p < 990
Mass (MeV/c²)

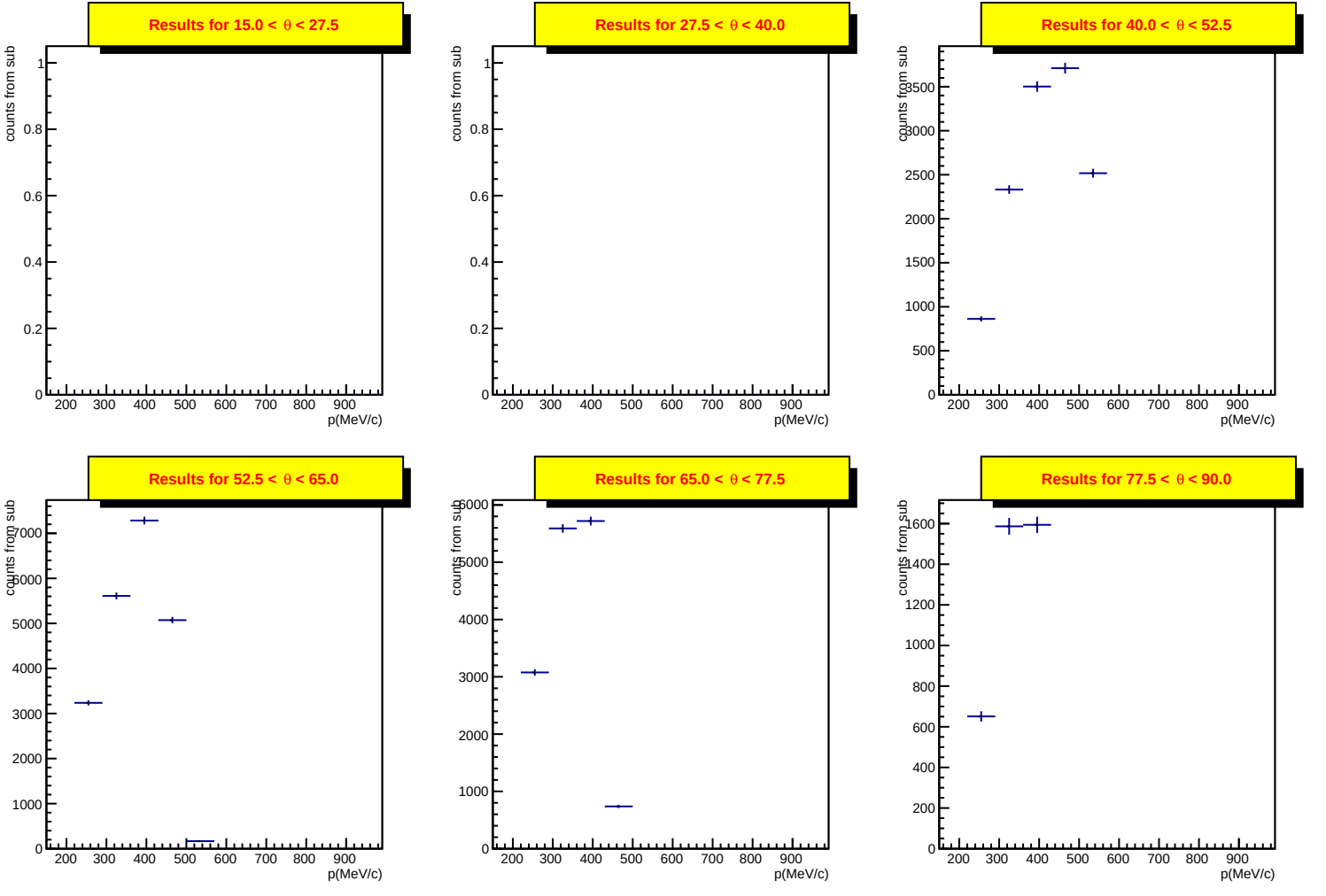
Results for 15.0 < θ < 27.5
Results for 27.5 < θ < 40.0
Results for 40.0 < θ < 52.5
Results for 52.5 < θ < 65.0
Results for 65.0 < θ < 77.5
Results for 77.5 < θ < 90.0
counts from sub
p(MeV/c)

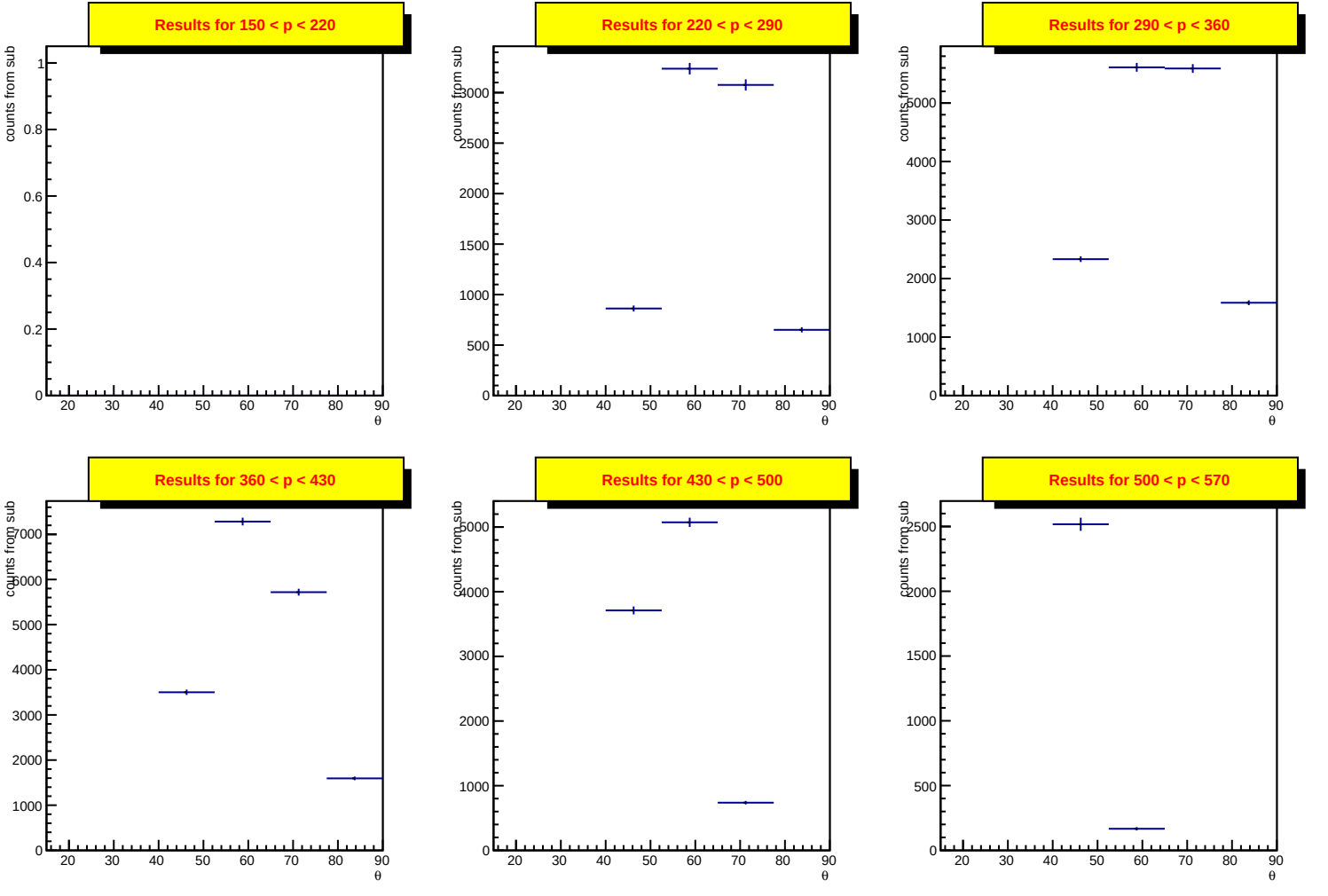
Results for 150 < p < 220
Results for 220 < p < 290
Results for 290 < p < 360
Results for 360 < p < 430
Results for 430 < p < 500
Results for 500 < p < 570
counts from sub
θ

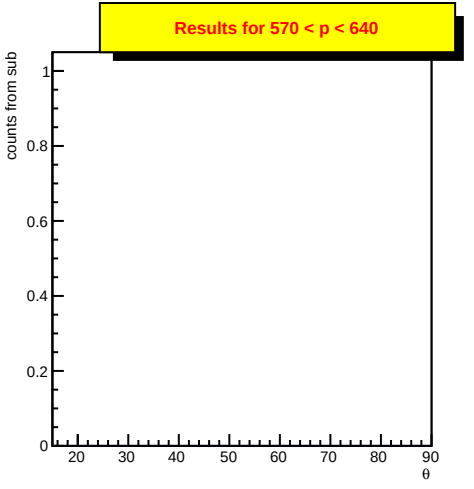
Results for 570 < p < 640
counts from sub
0
0.2
0.4
0.6
0.8
1
20
30
40
50
60
70
80
90
θ

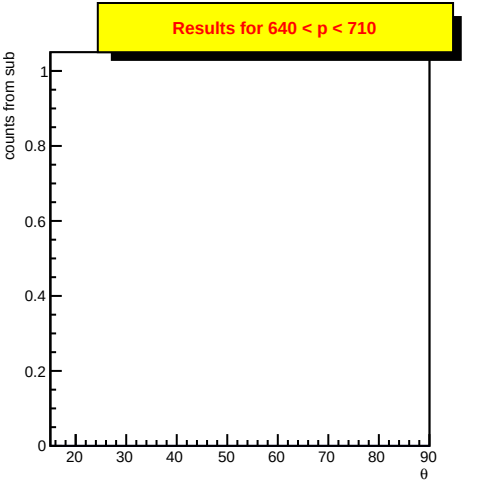
Results for 640 < p < 710
counts from sub
0
0.2
0.4
0.6
0.8
1
20
30
40
50
60
70
80
90
θ

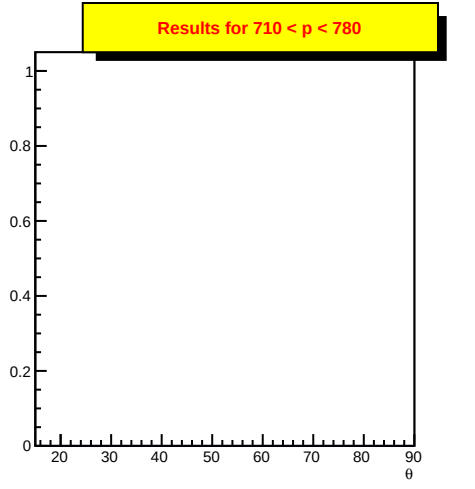
Results for 710 < p < 780
counts from sub
0
0.2
0.4
0.6
0.8
1
20
30
40
50
60
70
80
90
θ

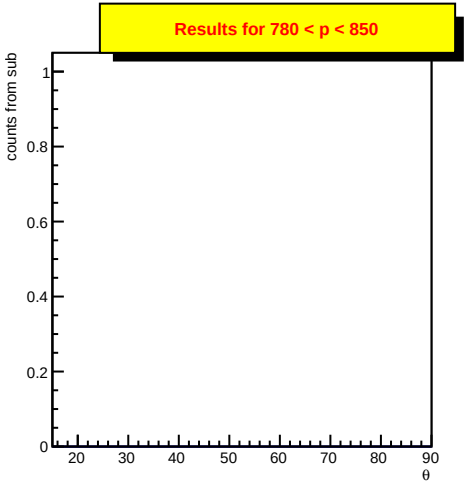
Results for 780 < p < 850
counts from sub
0
0.2
0.4
0.6
0.8
1
20
30
40
50
60
70
80
90
θ

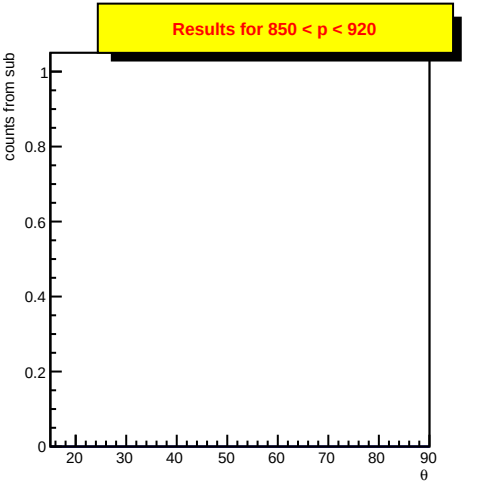
Results for 850 < p < 920
counts from sub
0
0.2
0.4
0.6
0.8
1
20
30
40
50
60
70
80
90
θ

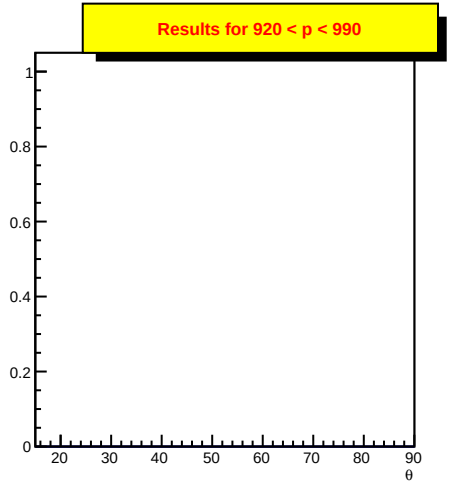
Results for 920 < p < 990
counts from sub
0
0.2
0.4
0.6
0.8
1
20
30
40
50
60
70
80
90
θ

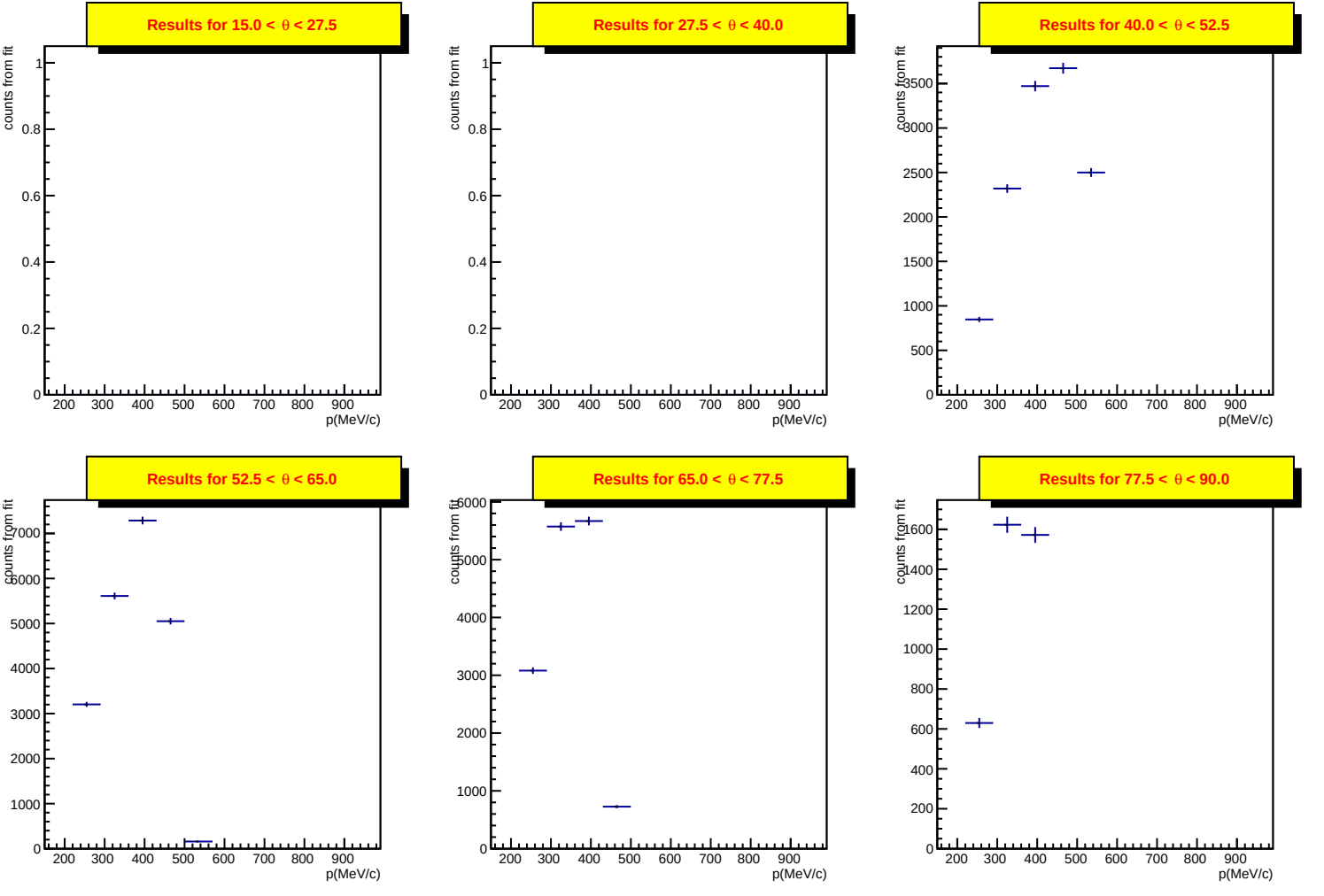
Results for 15.0 < θ < 27.5
Results for 27.5 < θ < 40.0
Results for 40.0 < θ < 52.5
Results for 52.5 < θ < 65.0
Results for 65.0 < θ < 77.5
Results for 77.5 < θ < 90.0
counts from fit
p(MeV/c)

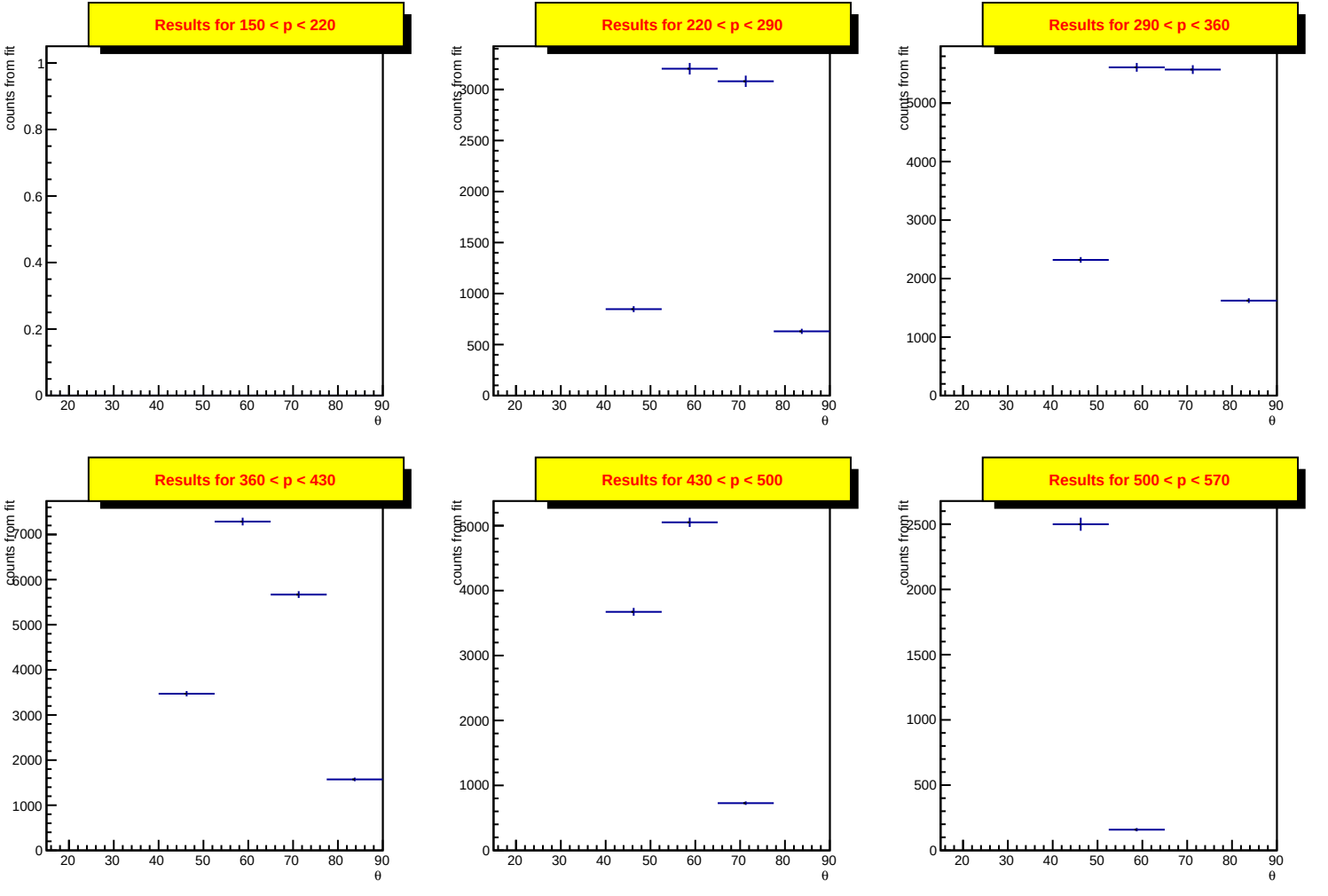
Results for 150 < p < 220
Results for 220 < p < 290
Results for 290 < p < 360
Results for 360 < p < 430
Results for 430 < p < 500
Results for 500 < p < 570
counts from fit
θ

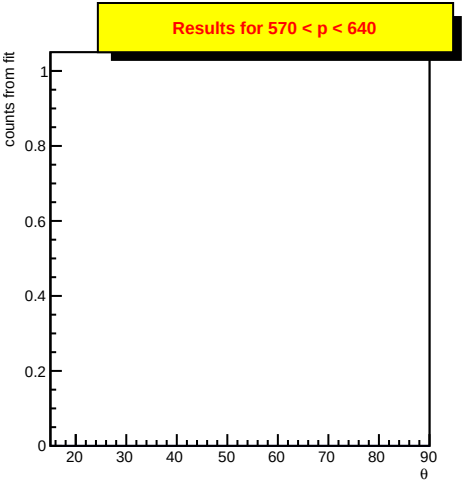
Results for 570 < p < 640
counts from fit
0
0.2
0.4
0.6
0.8
1
20
30
40
50
60
70
80
90
θ

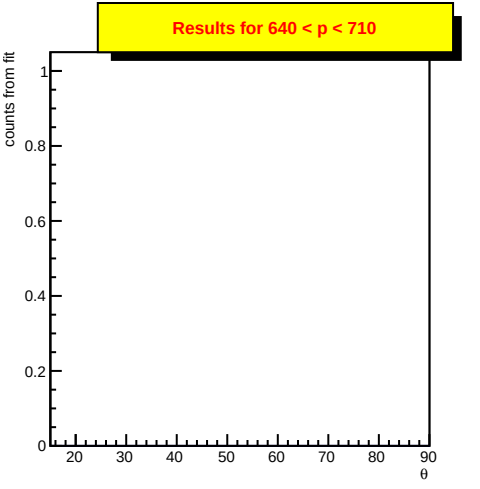
Results for 640 < p < 710
counts from fit
0
0.2
0.4
0.6
0.8
1
20
30
40
50
60
70
80
90
θ

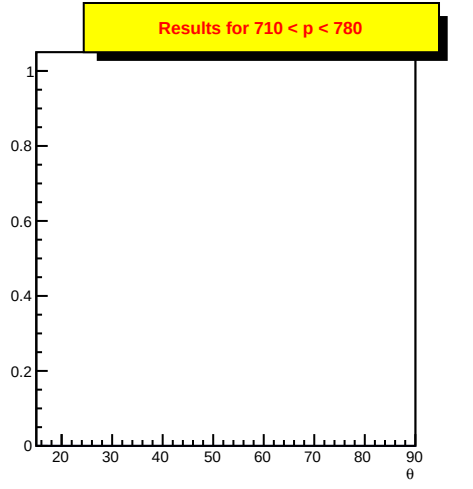
Results for 710 < p < 780
counts from fit
0
0.2
0.4
0.6
0.8
1
20
30
40
50
60
70
80
90
θ

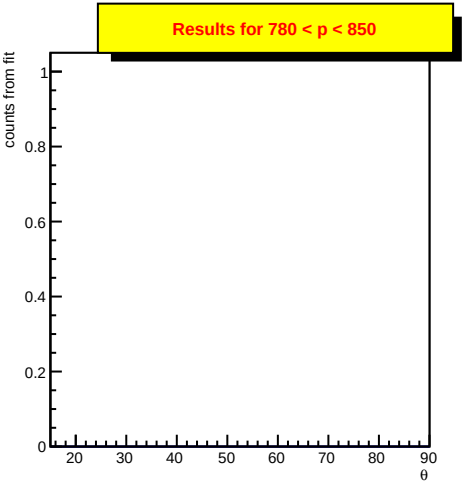
Results for 780 < p < 850
counts from fit
0
0.2
0.4
0.6
0.8
1
20
30
40
50
60
70
80
90
θ

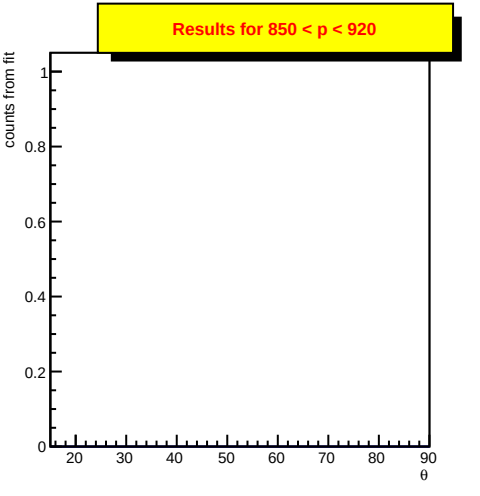
Results for 850 < p < 920
counts from fit
0
0.2
0.4
0.6
0.8
1
20
30
40
50
60
70
80
90
θ

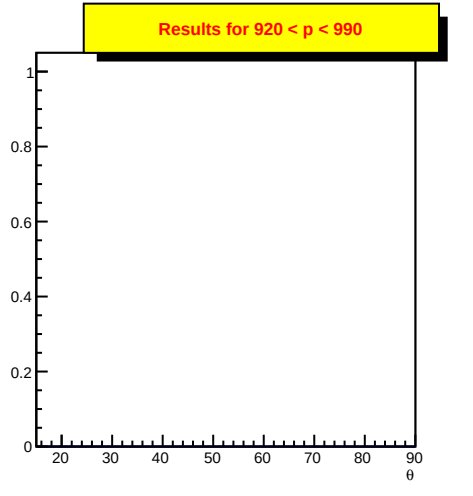
Results for 920 < p < 990
counts from fit
0
0.2
0.4
0.6
0.8
1
20
30
40
50
60
70
80
90
θ


Results for 15.0 < θ < 27.5

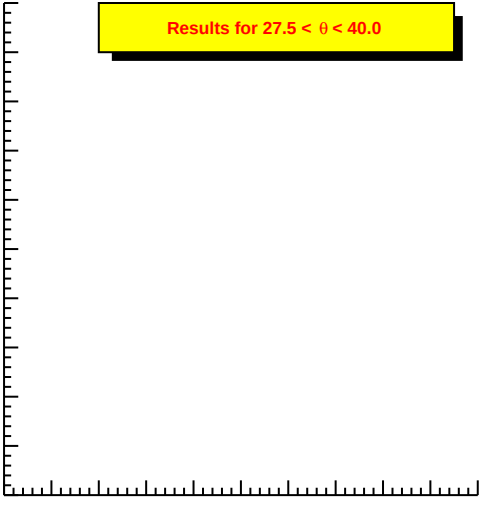
Results for 27.5 < θ < 40.0

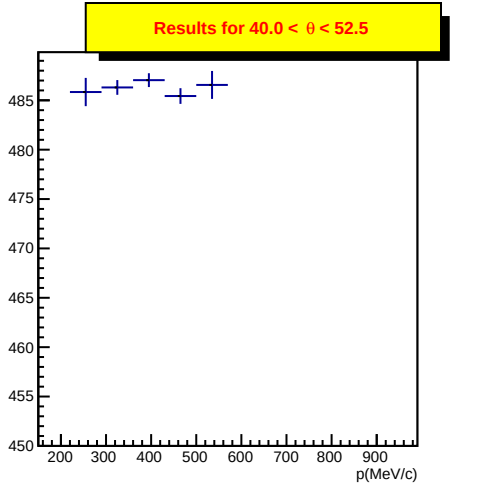
Results for 40.0 < θ < 52.5
mass
485
480
475
470
465
460
455
450
200 300 400 500 600 700 800 900
p(MeV/c)

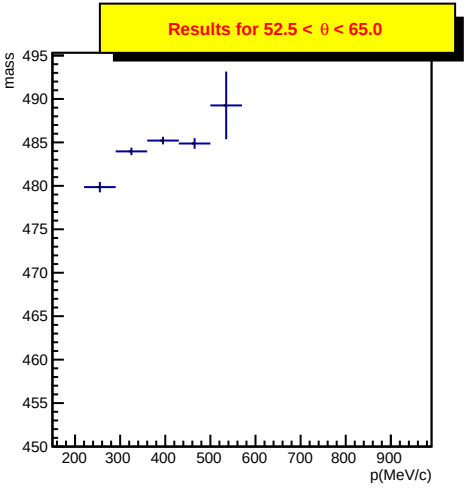
Results for 52.5 < θ < 65.0
mass
495
490
485
480
475
470
465
460
455
450
200 300 400 500 600 700 800 900
p(MeV/c)

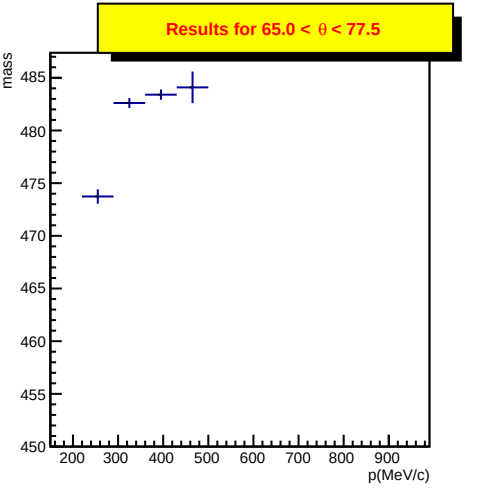
Results for 65.0 < θ < 77.5
mass
485
480
475
470
465
460
455
450
200 300 400 500 600 700 800 900
p(MeV/c)

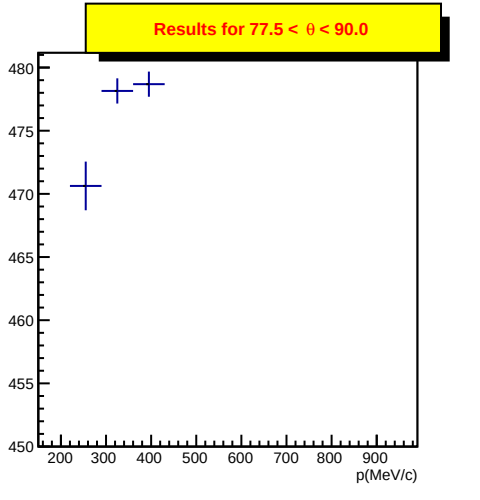
Results for 77.5 < θ < 90.0
mass
480
475
470
465
460
455
450
200 300 400 500 600 700 800 900
p(MeV/c)


Results for 15.0 < θ < 27.5

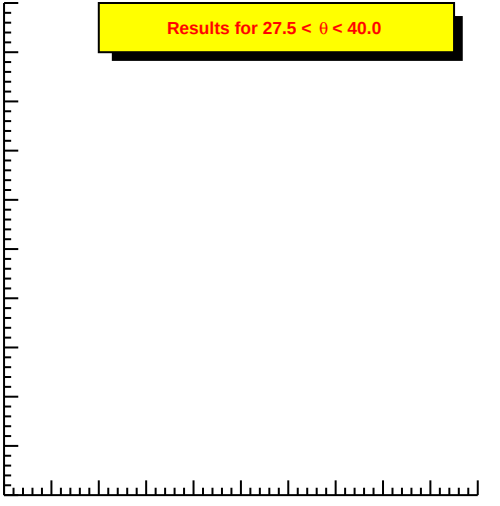
Results for 27.5 < θ < 40.0

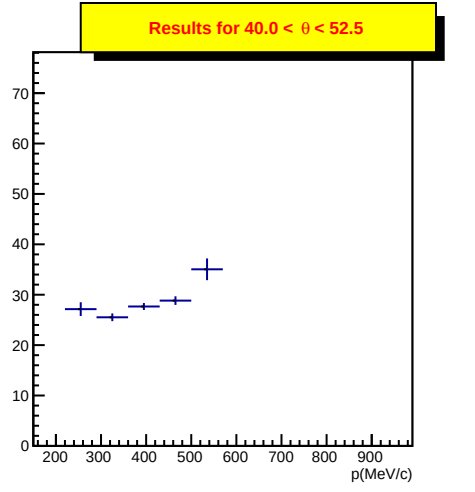
Results for 40.0 < θ < 52.5
σ
0
10
20
30
40
50
60
70
200
300
400
500
600
700
800
900
p(MeV/c)

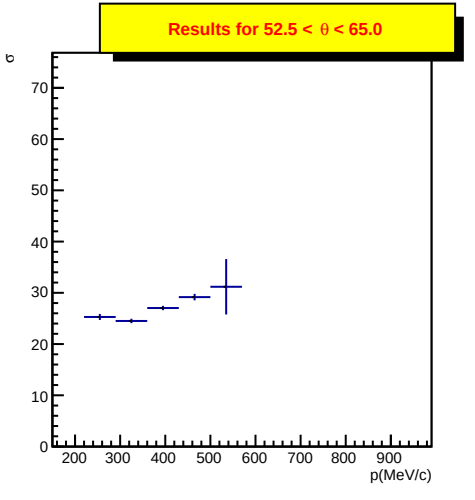
Results for 52.5 < θ < 65.0
σ
0
10
20
30
40
50
60
70
200
300
400
500
600
700
800
900
p(MeV/c)

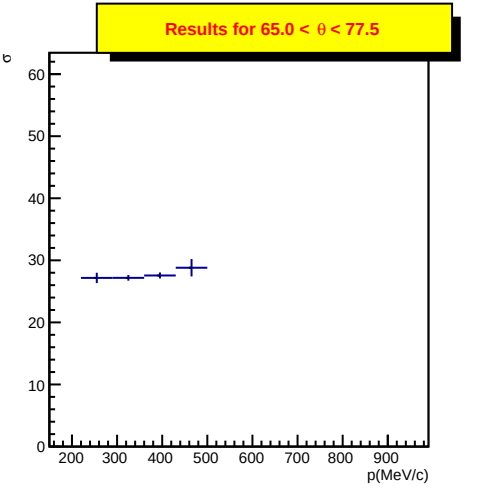
Results for 65.0 < θ < 77.5
σ
0
10
20
30
40
50
60
200
300
400
500
600
700
800
900
p(MeV/c)

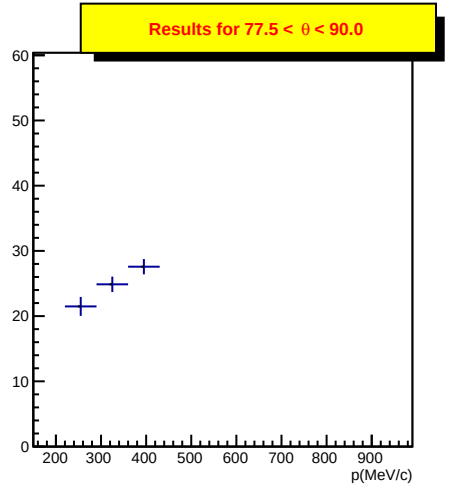
Results for 77.5 < θ < 90.0
σ
0
10
20
30
40
50
60
200
300
400
500
600
700
800
900
p(MeV/c)

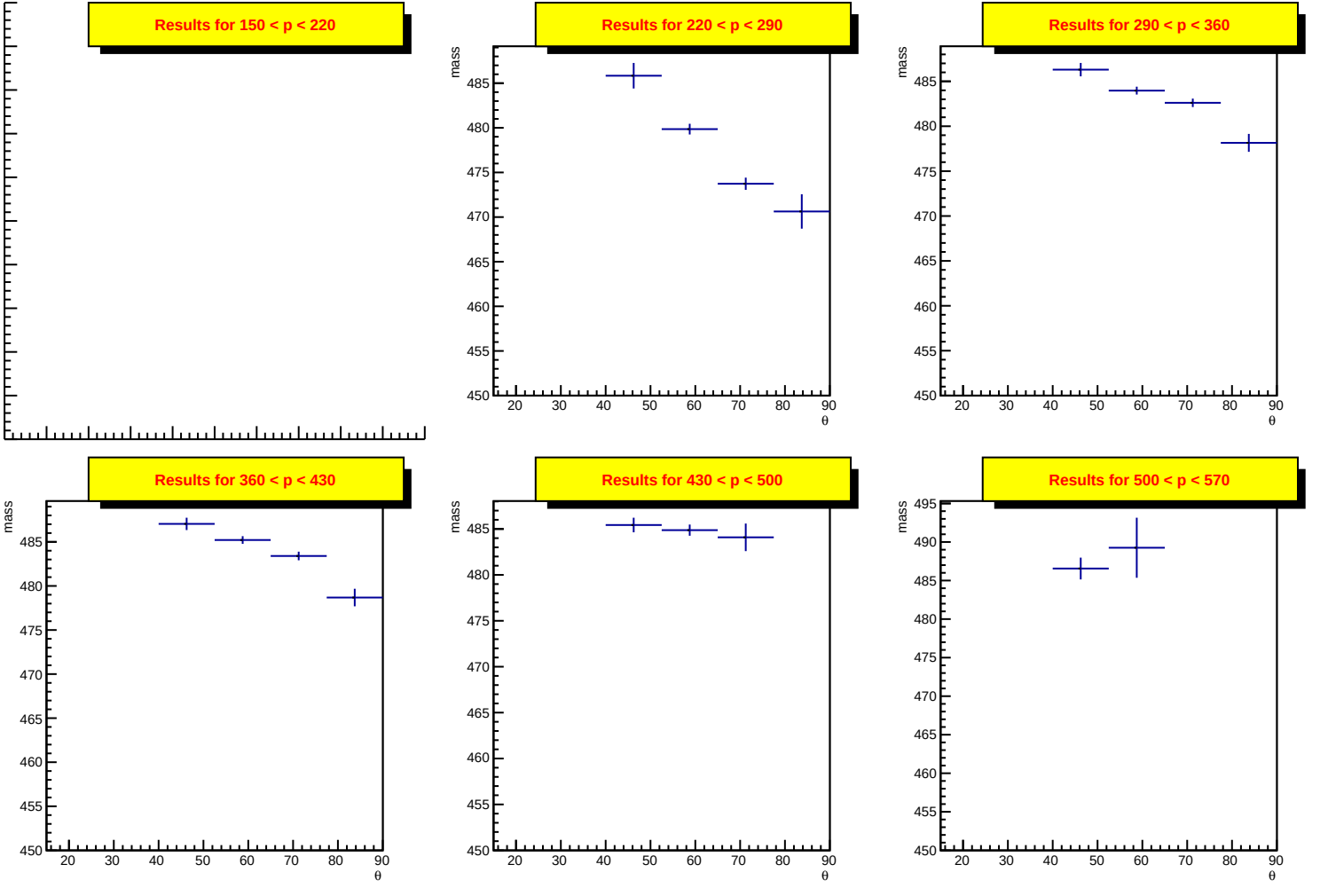
Results for 150 < p < 220
Results for 220 < p < 290
Results for 290 < p < 360
Results for 360 < p < 430
Results for 430 < p < 500
Results for 500 < p < 570
mass
θ

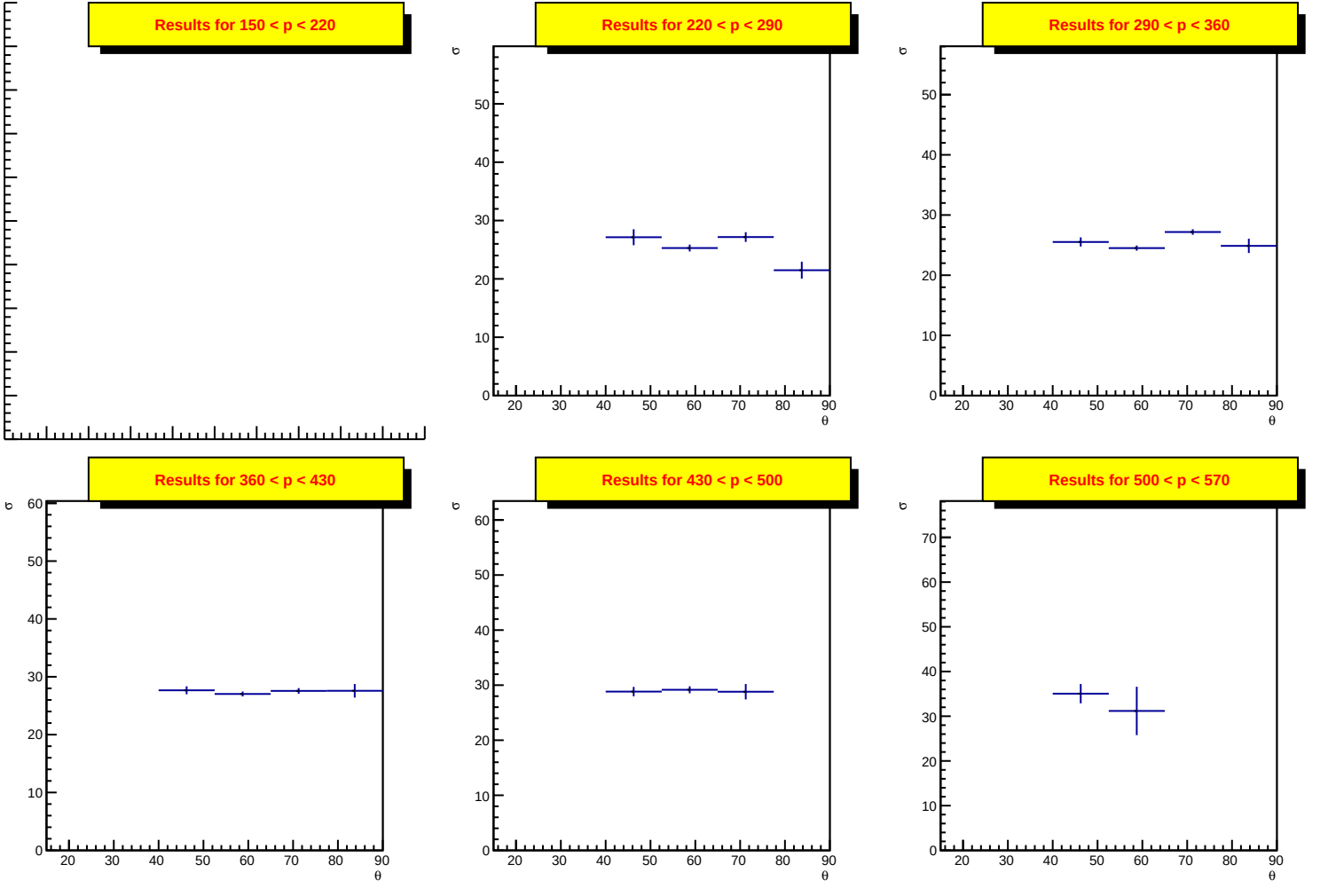
Results for 150 < p < 220
Results for 220 < p < 290
Results for 290 < p < 360
Results for 360 < p < 430
Results for 430 < p < 500
Results for 500 < p < 570
σ
θ


Results for 570 < p < 640

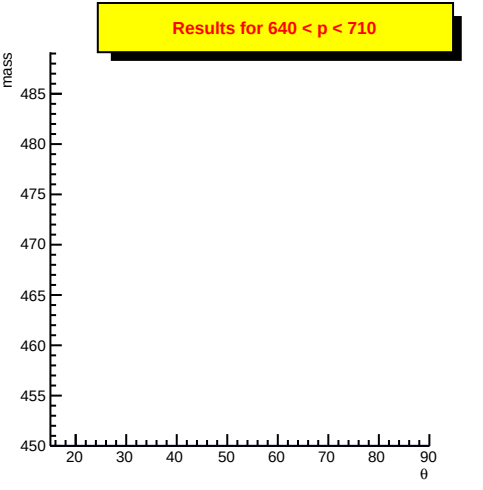
Results for 640 < p < 710
mass
485
480
475
470
465
460
455
450
20
30
40
50
60
70
80
90
θ

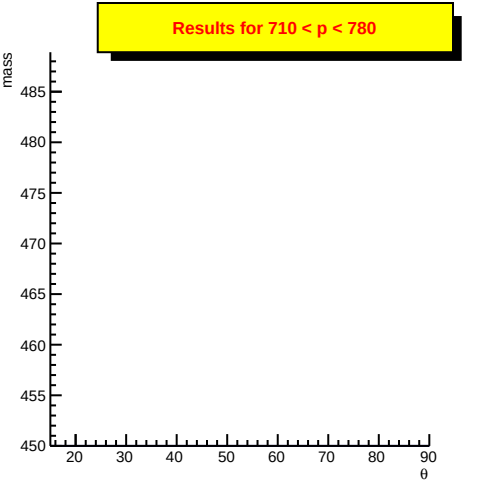
Results for 710 < p < 780
mass
485
480
475
470
465
460
455
450
20
30
40
50
60
70
80
90
θ

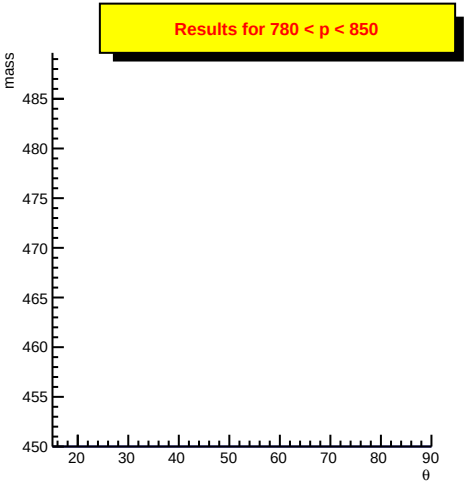
Results for 780 < p < 850
mass
485
480
475
470
465
460
455
450
20
30
40
50
60
70
80
90
θ

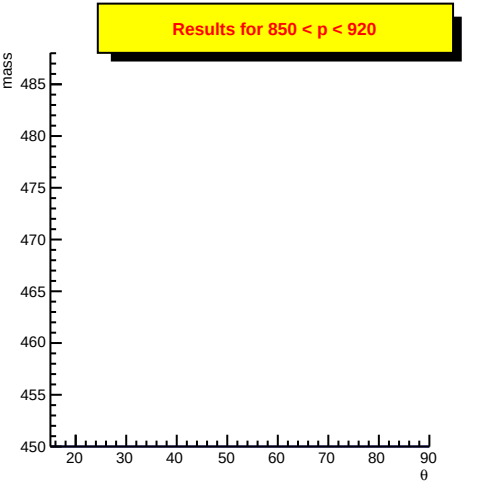
Results for 850 < p < 920
mass
485
480
475
470
465
460
455
450
20
30
40
50
60
70
80
90
θ

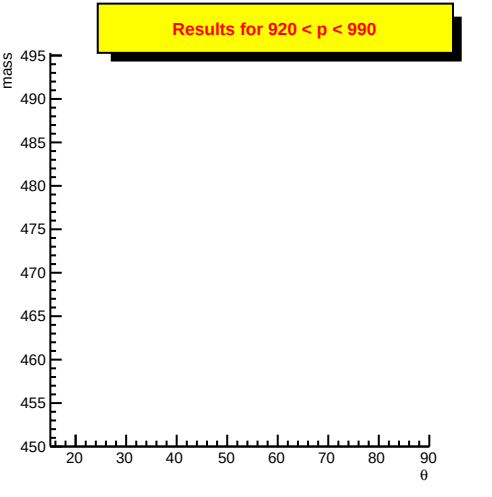
Results for 920 < p < 990
mass
495
490
485
480
475
470
465
460
455
450
20
30
40
50
60
70
80
90
θ


Results for 570 < p < 640

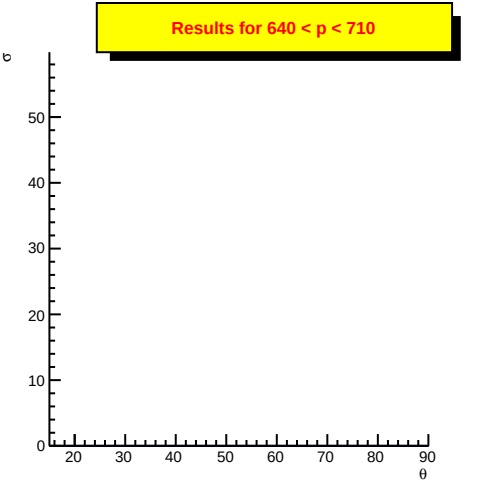
Results for 640 < p < 710
σ
0
10
20
30
40
50
20
30
40
50
60
70
80
90
θ

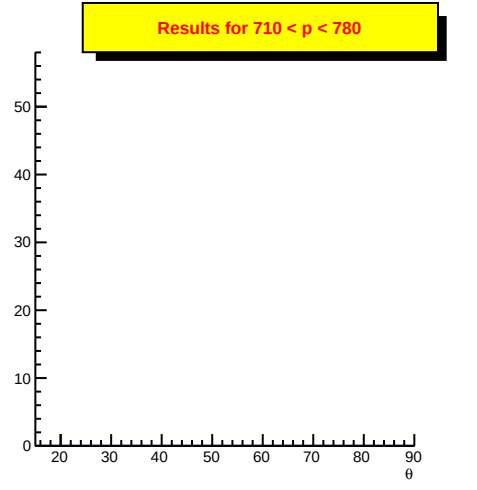
Results for 710 < p < 780
σ
0
10
20
30
40
50
20
30
40
50
60
70
80
90
θ

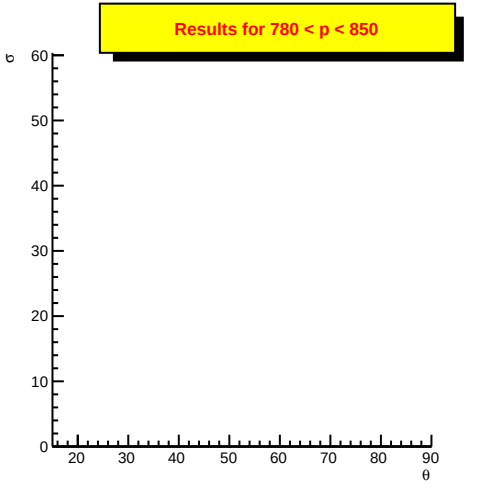
Results for 780 < p < 850
σ
0
10
20
30
40
50
60
20
30
40
50
60
70
80
90
θ

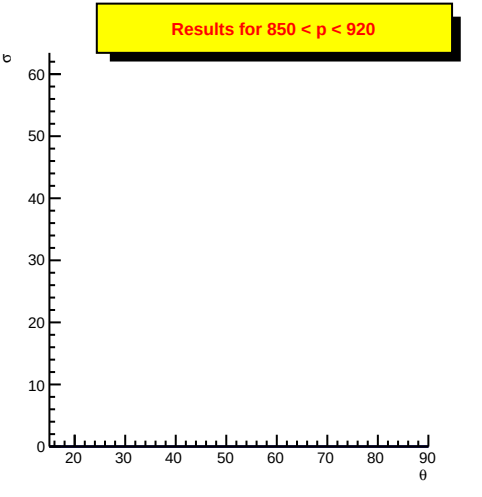
Results for 850 < p < 920
σ
0
10
20
30
40
50
60
20
30
40
50
60
70
80
90
θ

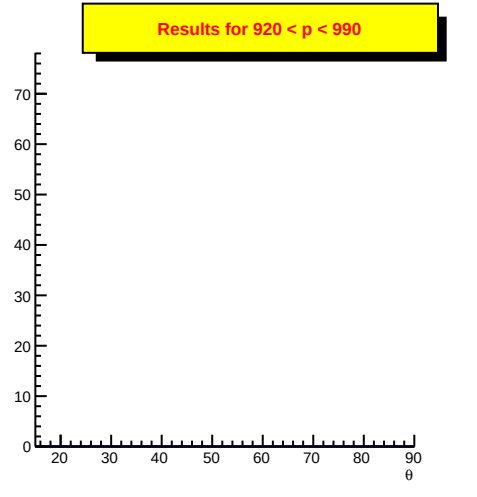
Results for 920 < p < 990
σ
0
10
20
30
40
50
60
70
20
30
40
50
60
70
80
90
θ

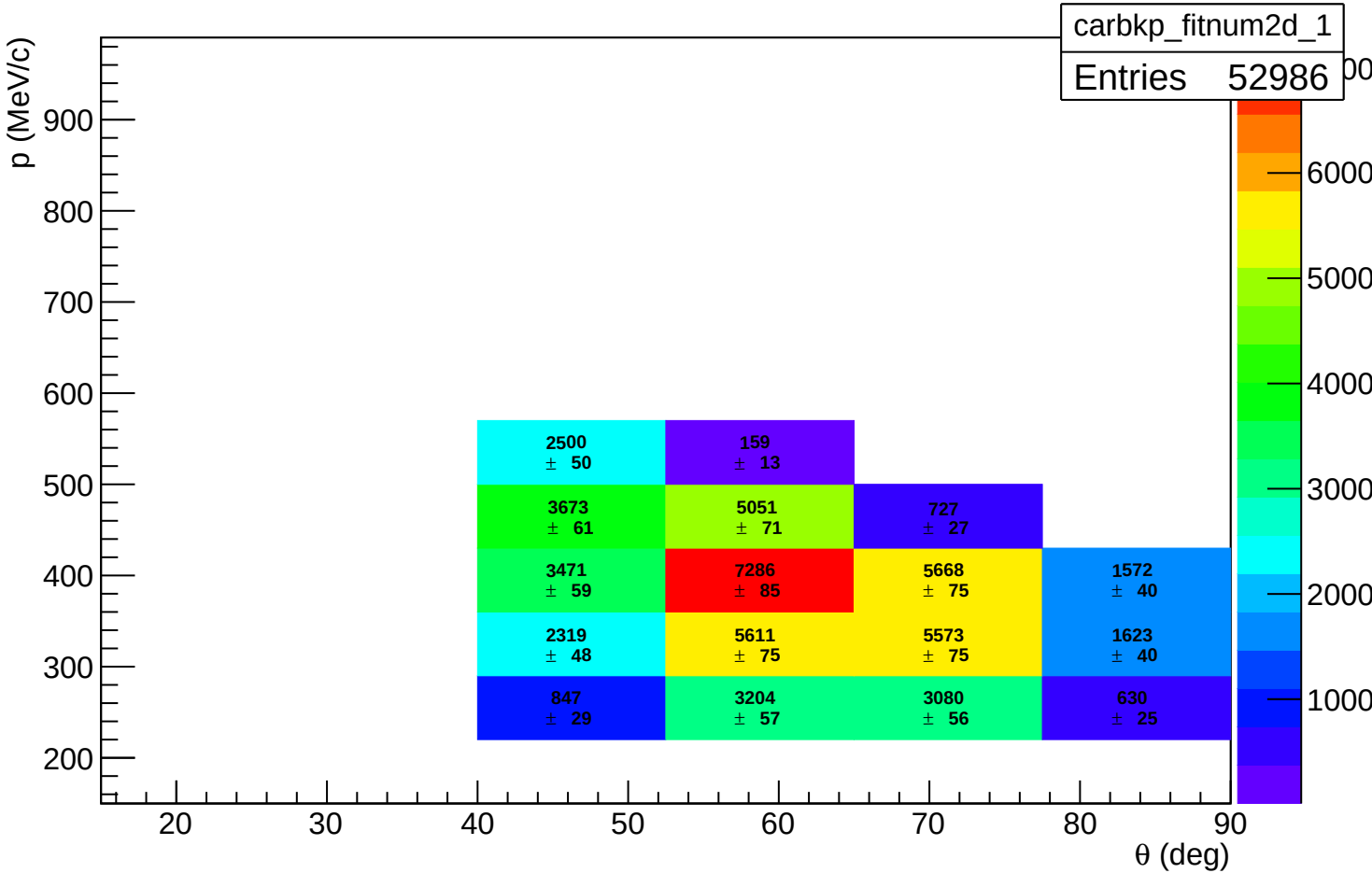
carbkp_fitnum2d_1
Entries 52986
p (MeV/c)
θ (deg)
2500 ± 50
159 ± 13
3673 ± 61
5051 ± 71
727 ± 27
3471 ± 59
7286 ± 85
5668 ± 75
1572 ± 40
2319 ± 48
5611 ± 75
5573 ± 75
1623 ± 40
847 ± 29
3204 ± 57
3080 ± 56
630 ± 25

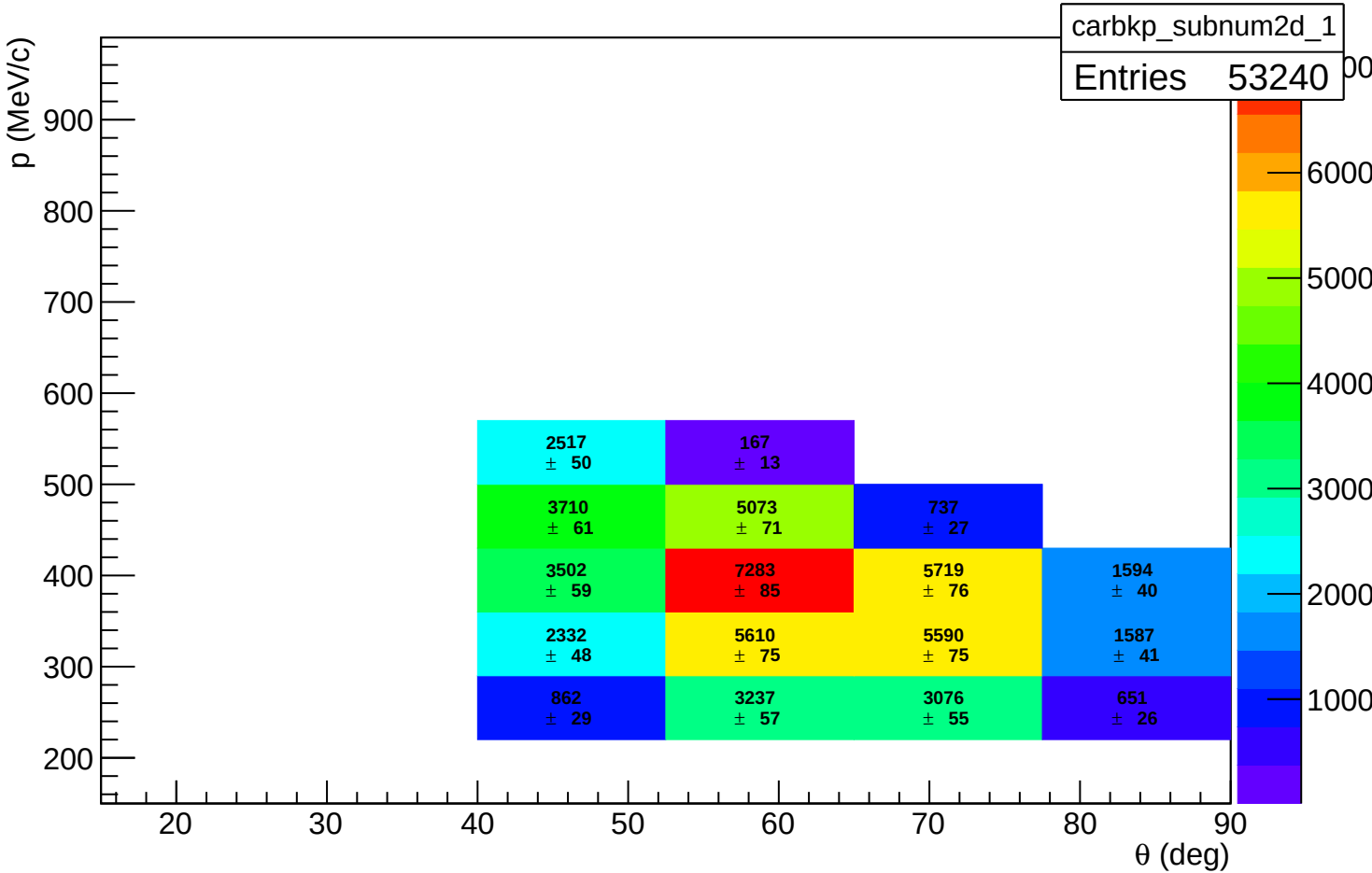
carbkp_subnum2d_1
Entries 53240
p (MeV/c)
θ (deg)
2517 ± 50
167 ± 13
3710 ± 61
5073 ± 71
737 ± 27
3502 ± 59
7283 ± 85
5719 ± 76
1594 ± 40
2332 ± 48
5610 ± 75
5590 ± 75
1587 ± 41
862 ± 29
3237 ± 57
3076 ± 55
651 ± 26

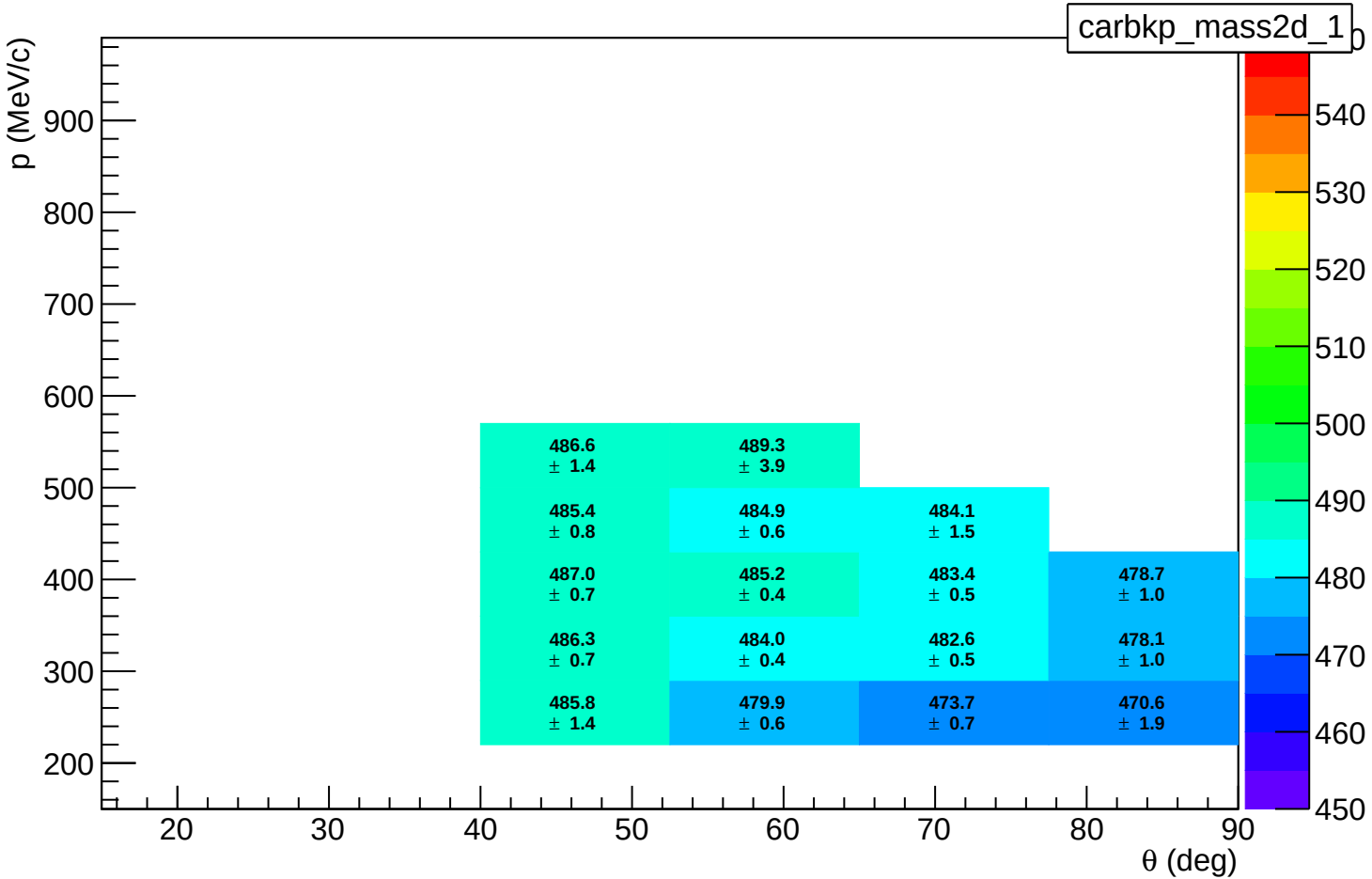
carbkp_mass2d_1
p (MeV/c)
θ (deg)
486.6 ± 1.4
489.3 ± 3.9
485.4 ± 0.8
484.9 ± 0.6
484.1 ± 1.5
487.0 ± 0.7
485.2 ± 0.4
483.4 ± 0.5
478.7 ± 1.0
486.3 ± 0.7
484.0 ± 0.4
482.6 ± 0.5
478.1 ± 1.0
485.8 ± 1.4
479.9 ± 0.6
473.7 ± 0.7
470.6 ± 1.9

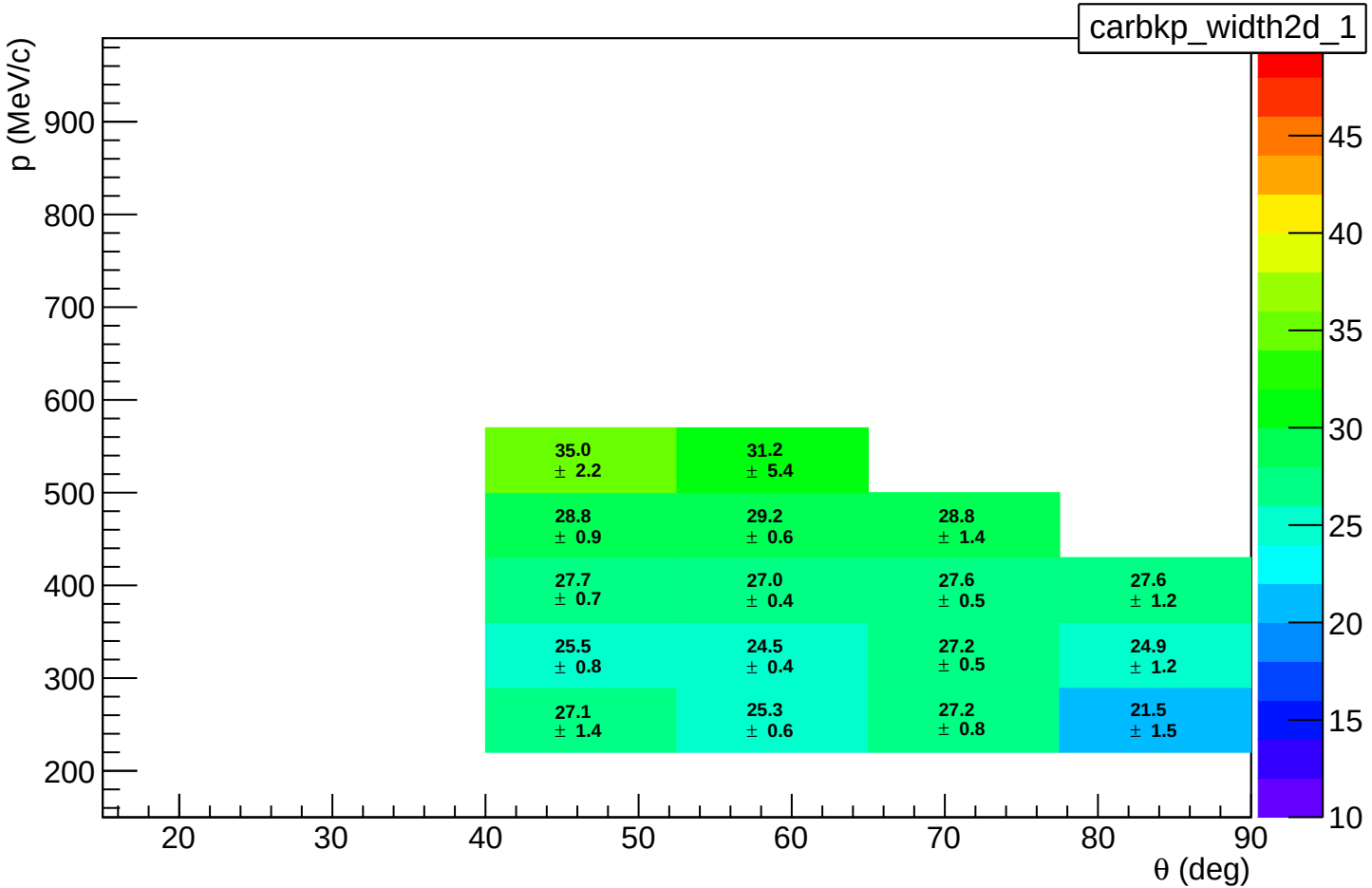
carbkp_width2d_1
p (MeV/c)
θ (deg)
35.0 ± 2.2
31.2 ± 5.4
28.8 ± 0.9
29.2 ± 0.6
28.8 ± 1.4
27.7 ± 0.7
27.0 ± 0.4
27.6 ± 0.5
27.6 ± 1.2
25.5 ± 0.8
24.5 ± 0.4
27.2 ± 0.5
24.9 ± 1.2
27.1 ± 1.4
25.3 ± 0.6
27.2 ± 0.8
21.5 ± 1.5