# A New Electronic Readout for the Multiwire Drift Chambers in the HADES Experiment at GSI

Attilio Tarantola

Work supported by BMBF, GSI, EU, FP6.

XLVI International Winter Meeting on Nuclear Physics, Bormio (Italy) January, 20-26 2008

# OUTLINE

- The HADES Experiment, Motivation for the Project Upgrade.
- The Multiwire Drift Chamber (MDC) Electronics Upgrade:
  - The Common Readout Platform: *T*DC *R*eadout *B*oard (TRB).
  - MDC Add On Board.
  - Further Improvement: Data Transmission over Plastic Optical Fiber (POF).
- Summary.

# The HADES Experiment, Motivation for the Project Upgrade

Geometry:
Full azimuth, polar angles 18° - 85°

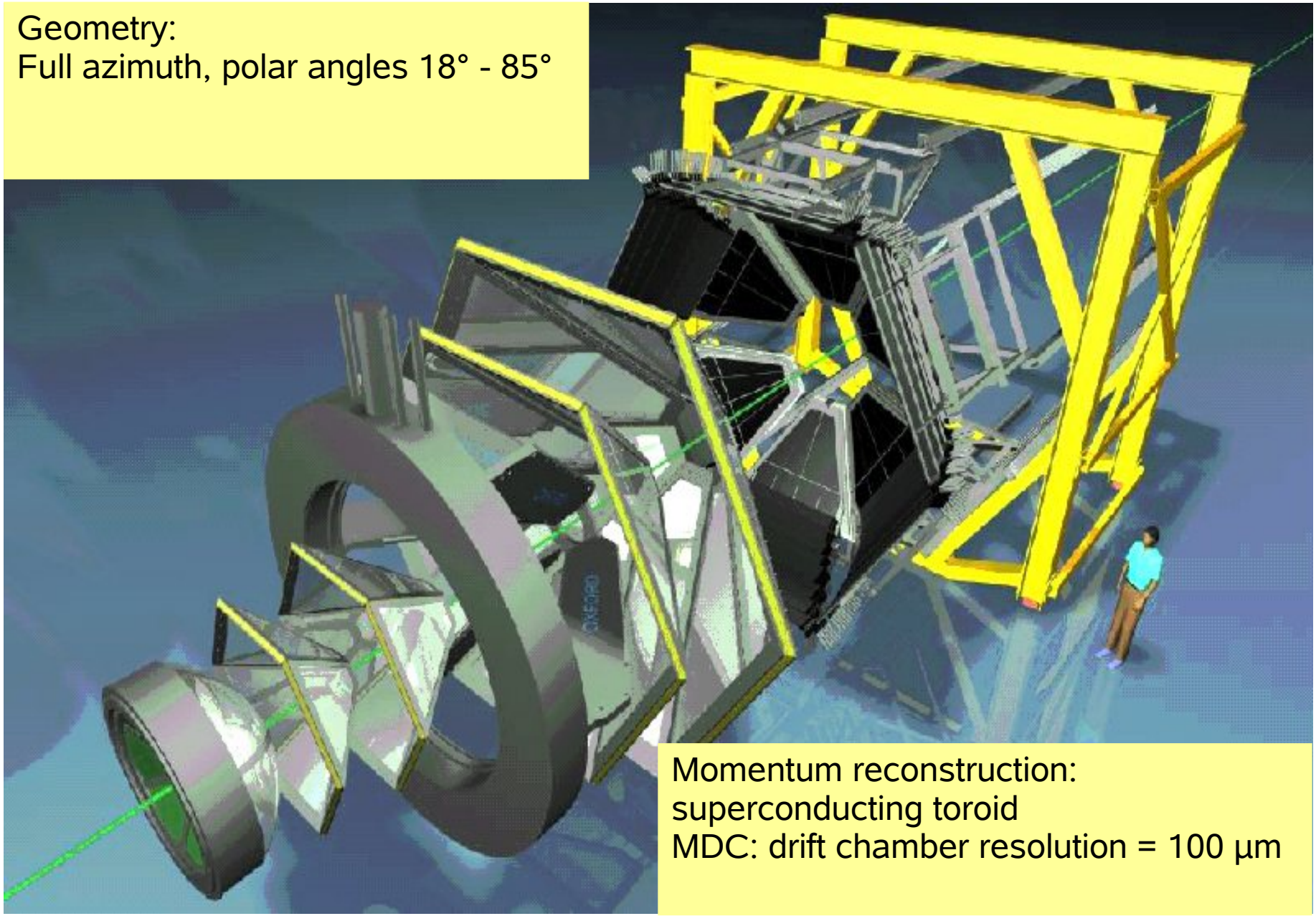

Momentum reconstruction:
superconducting toroid
MDC: drift chamber resolution = 100 µm

# The HADES Experiment, Motivation for the Project Upgrade

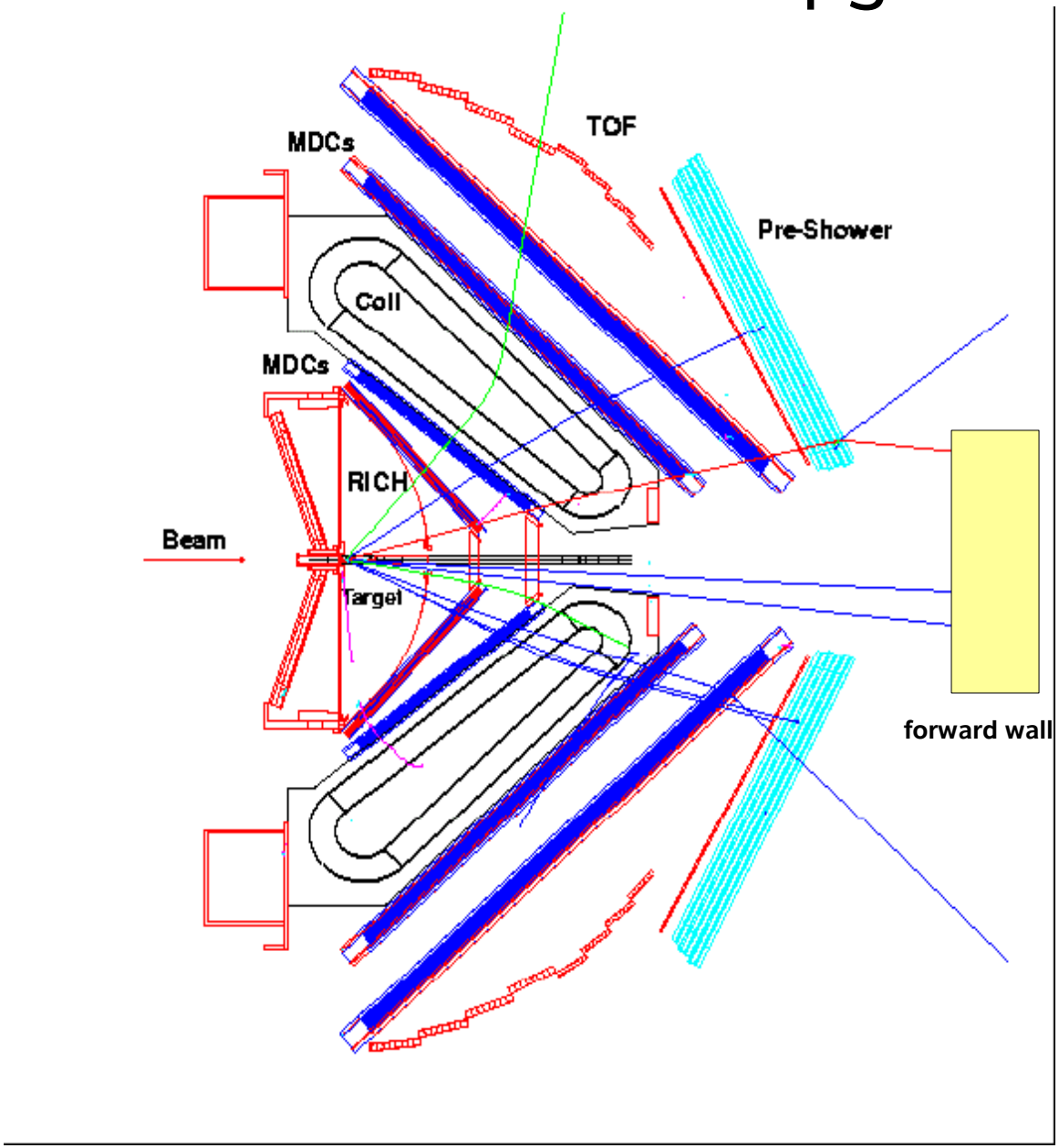


- Lepton ID
  RICH+TOF+SHOWER
- Tracking
  MDC+MAGNET
- *Dielectron spectrometer*
  *(C + C up to Au + Au)*
- *Detector and electronic upgrade is needed to cope with high multiplicities in heavy collisions system*

# The Common Readout Board: *T*DC *R*eadout *B*oard (TRB)

CONNECTORS to Front End Electronics

x 4 TDCs

PROCESSORs (preprocessing data)

CONNECTORS to Add On (back side)




TRB size: 20.0 cm x 23.0 cm

ETHERNET CONNECTOR (data transfer/remote control)

ETRAX PROCESSOR (Linux kernel)

POWER SUPPLY 48 V

*Successfully used in two beam times in 2007!*

*Readout of*

*- hodoscope/RPC*

*- forward wall*

*-scintillation detector*

*-diamond detector*

# The Common Readout Board: *T*DC *R*eadout *B*oard (TRB)

*TTL*: Transistor-Transistor logic

*LVDS*: Low Voltage Differential Signaling

*EtraxFS*: chip with DAQ functionality (Linux single chip computer)

*Virtex4 FPGA*: Field Programmable Gate Array. Device programmed with Very High speed integrated circuit Hardware Language (VHDL)

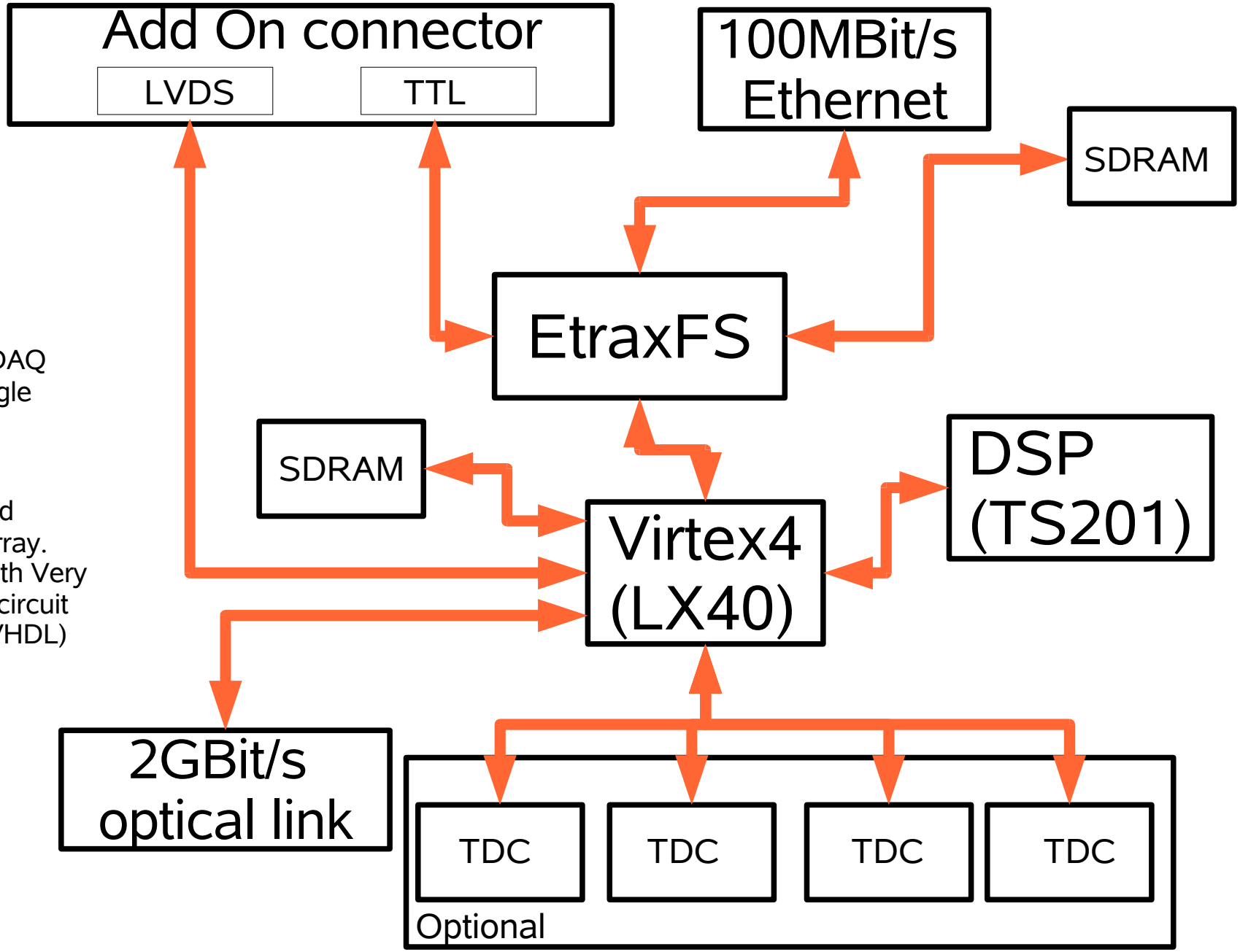

# The MDC AddOn Board




- 24 Boards will read out all HADES Chambers
- ~30.000 TDC channels
- Parallel readout of ten buses within one Processor
- Possible platform to implement “on line” tracking or RICH ring/MDC segment correlation
- The Processor code is highly reusable!

# The MDC AddOn Board




10 flat copper cables



MDC AddOn reads out 1 Chamber
(10 FEE modules)

The Front End Electronic (FEE) is
squeezed between MDCs!
=> induces noise!

# Further Improvement: the New Driver Card



Driver Card size: 4.0 cm x 4.5 cm

**Advantages:**

- Plastic Optical Fiber (POF) are easy to maintain and do not induce noise conducted or irradiated!
- Fast data transmission: 250 Mbits/sec
- Cheap optical fiber and transmitter

I/O:16 optical fibers




MDC AddOn with optical receiver:
20.0 cm x 23.0 cm

# Summary

- Success of the TRB concept: flexible system, usable by many detectors and different experiment!

- MDC AddOn, as “an example of a *TRB-detector interface*” is working as designed.

- “*A big project in a small board*”: Data AcQuisition functionalities as close as possible to the FEE:
  - Optical transmission: small, cheap and fast devices are now on the market (not available few years ago!)
  - All this integrated to the TRB

# Literature

***- A General Purpose Trigger and Readout Board (TRB), for HADES and FAIR-Experiments, GSI Scientific report GSI 2006.***
M. Traxler, I. Froehlich, M. Kajetanowicz, K. Korcyl, W. Krzemien, M. Palka, P. Salabura,C. Schrader, H. Stroebele, J. Stroth, P. Skott,
A. Tarantola, R. Trebacz

***- 128 channel high resolution TDC with integrated DAQ-system, GSI Scientific report GSI 2005.***
M. Traxler, D.Gil, M. Kajetanowicz, K. Korcyl, M. Palka, P. Salabura, P. Skott, R. Trebacz

***- ETRAX, Axis www.axis.com***