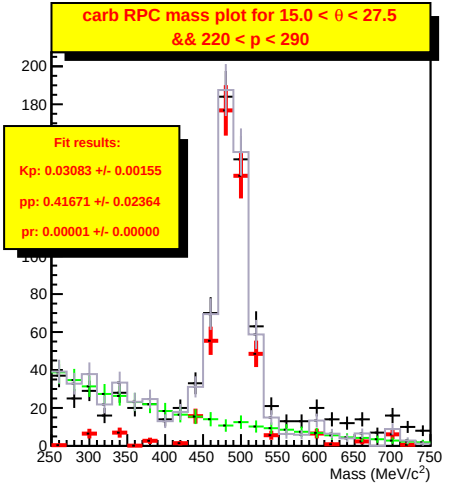
carb RPC mass plot for 15.0 < θ < 27.5
&& 220 < p < 290
Fit results:
Kp: 0.03083 +/- 0.00155
pp: 0.41671 +/- 0.02364
pr: 0.00001 +/- 0.00000
Mass (MeV/c^2)

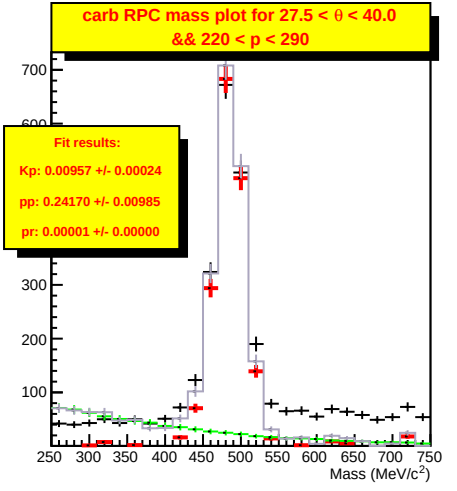
carb RPC mass plot for 27.5 < θ < 40.0
&& 220 < p < 290
Fit results:
Kp: 0.00957 +/- 0.00024
pp: 0.24170 +/- 0.00985
pr: 0.00001 +/- 0.00000
Mass (MeV/c^2)

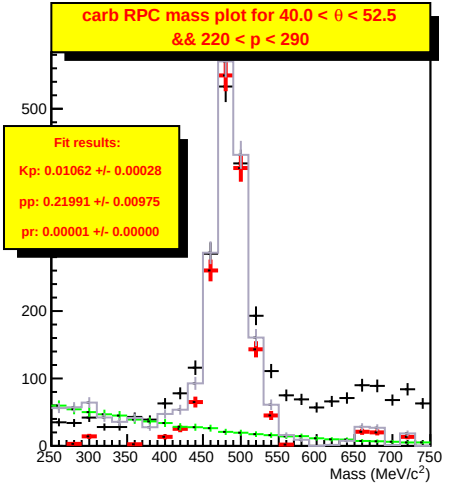
carb RPC mass plot for 40.0 < θ < 52.5
&& 220 < p < 290
Fit results:
Kp: 0.01062 +/- 0.00028
pp: 0.21991 +/- 0.00975
pr: 0.00001 +/- 0.00000
Mass (MeV/c^2)

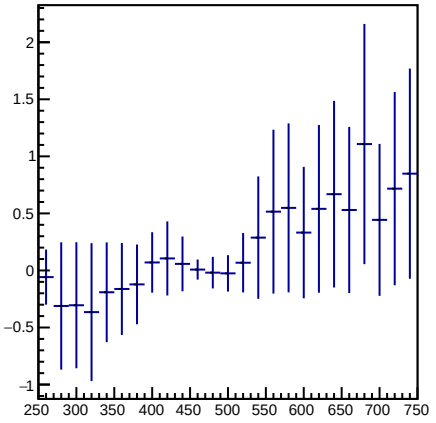
2
1.5
1
0.5
0
−0.5
−1
250 300 350 400 450 500 550 600 650 700 750

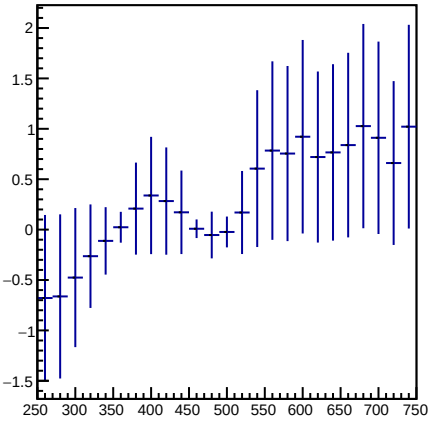
2
1.5
1
0.5
0
−0.5
−1
−1.5
250 300 350 400 450 500 550 600 650 700 750

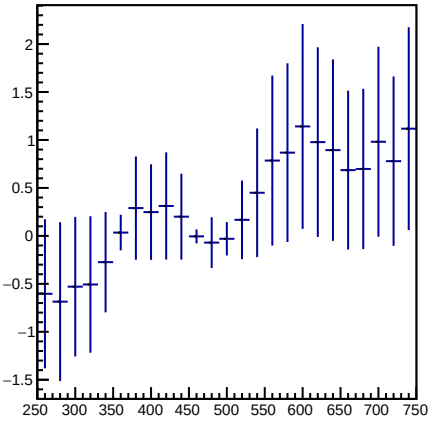
2
1.5
1
0.5
0
−0.5
−1
−1.5
250 300 350 400 450 500 550 600 650 700 750

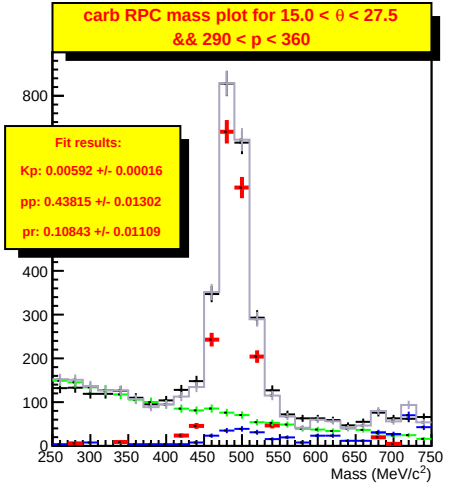
carb RPC mass plot for 15.0 < θ < 27.5
&& 290 < p < 360
Fit results:
Kp: 0.00592 +/- 0.00016
pp: 0.43815 +/- 0.01302
pr: 0.10843 +/- 0.01109
Mass (MeV/c^2)

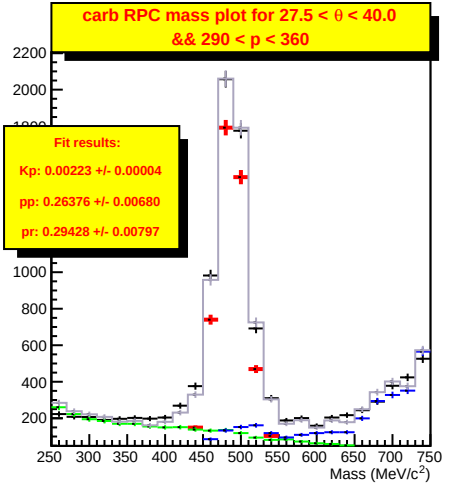
carb RPC mass plot for 27.5 < θ < 40.0
&& 290 < p < 360
Fit results:
Kp: 0.00223 +/- 0.00004
pp: 0.26376 +/- 0.00680
pr: 0.29428 +/- 0.00797
Mass (MeV/c^2)

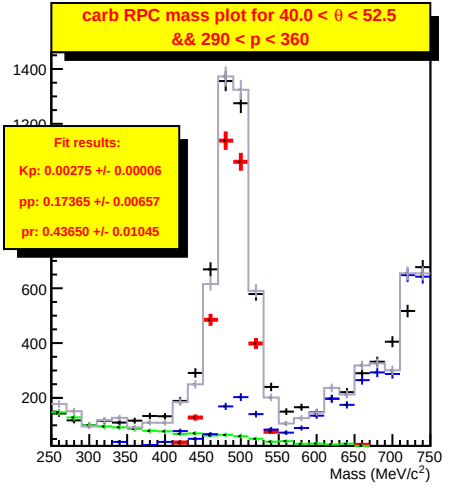
carb RPC mass plot for 40.0 < θ < 52.5
&& 290 < p < 360
Fit results:
Kp: 0.00275 +/- 0.00006
pp: 0.17365 +/- 0.00657
pr: 0.43650 +/- 0.01045
Mass (MeV/c^2)

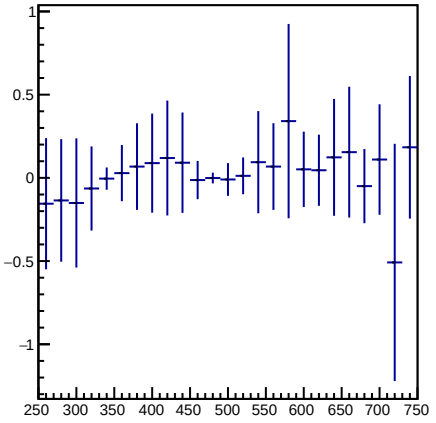
1
0.5
0
−0.5
−1
250 300 350 400 450 500 550 600 650 700 750

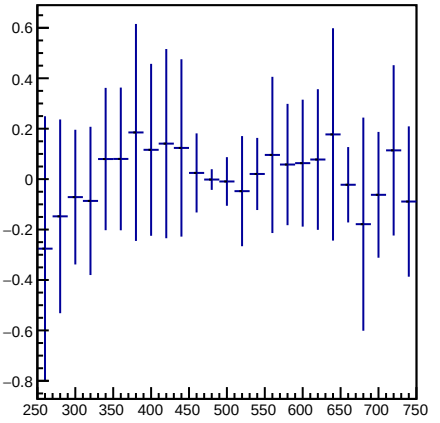
0.6
0.4
0.2
0
−0.2
−0.4
−0.6
−0.8
250 300 350 400 450 500 550 600 650 700 750

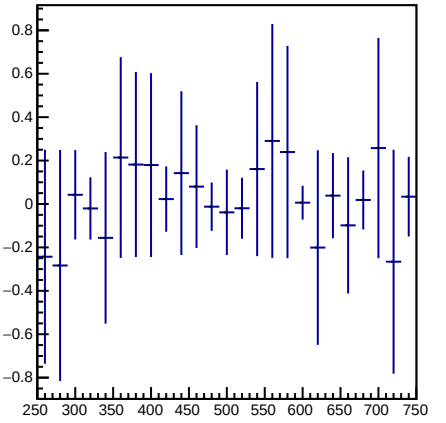
0.8
0.6
0.4
0.2
0
−0.2
−0.4
−0.6
−0.8
250 300 350 400 450 500 550 600 650 700 750

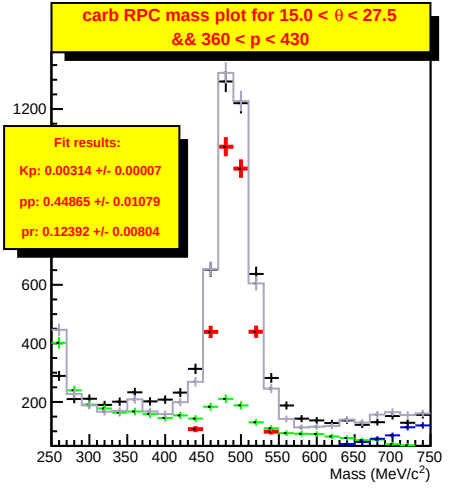
carb RPC mass plot for 15.0 < θ < 27.5
&& 360 < p < 430
Fit results:
Kp: 0.00314 +/- 0.00007
pp: 0.44865 +/- 0.01079
pr: 0.12392 +/- 0.00804
Mass (MeV/c^2)

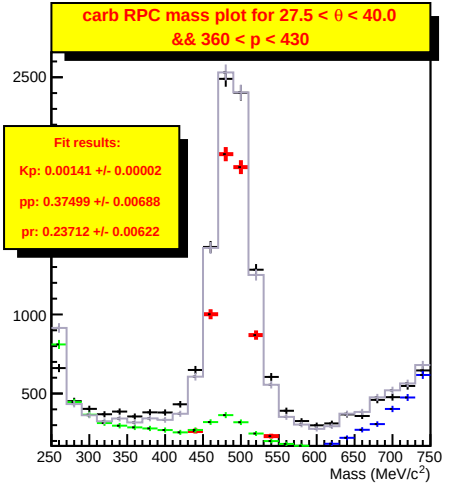
carb RPC mass plot for 27.5 < θ < 40.0
&& 360 < p < 430
Fit results:
Kp: 0.00141 +/- 0.00002
pp: 0.37499 +/- 0.00688
pr: 0.23712 +/- 0.00622
Mass (MeV/c^2)

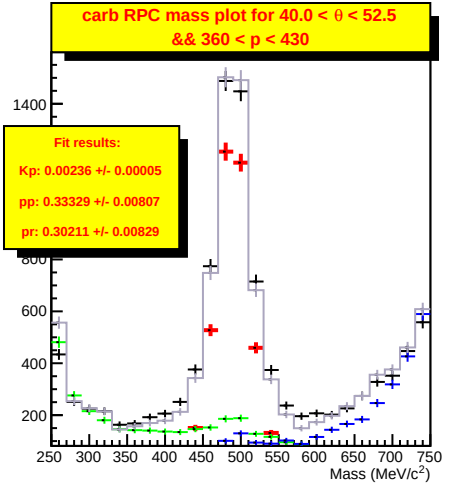
carb RPC mass plot for 40.0 < θ < 52.5
&& 360 < p < 430
Fit results:
Kp: 0.00236 +/- 0.00005
pp: 0.33329 +/- 0.00807
pr: 0.30211 +/- 0.00829
Mass (MeV/c^2)

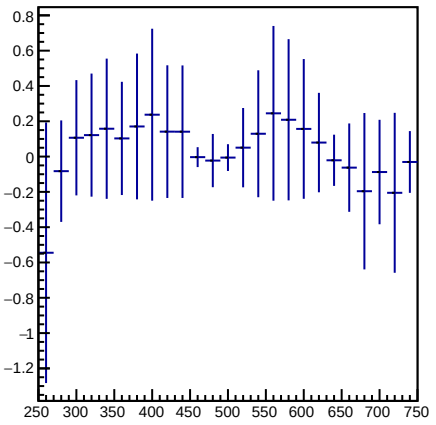
0.8
0.6
0.4
0.2
0
−0.2
−0.4
−0.6
−0.8
−1
−1.2
250 300 350 400 450 500 550 600 650 700 750

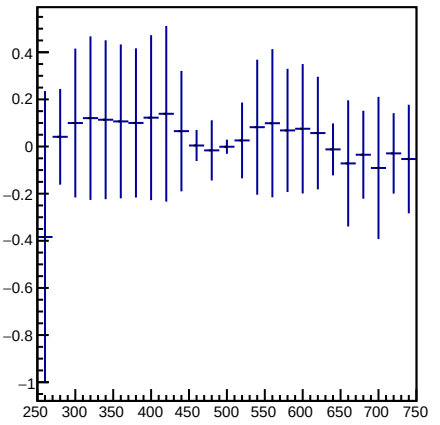
0.4
0.2
0
−0.2
−0.4
−0.6
−0.8
−1
250 300 350 400 450 500 550 600 650 700 750

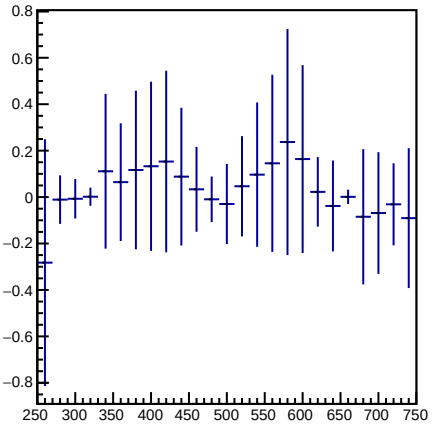
0.8
0.6
0.4
0.2
0
−0.2
−0.4
−0.6
−0.8
250 300 350 400 450 500 550 600 650 700 750

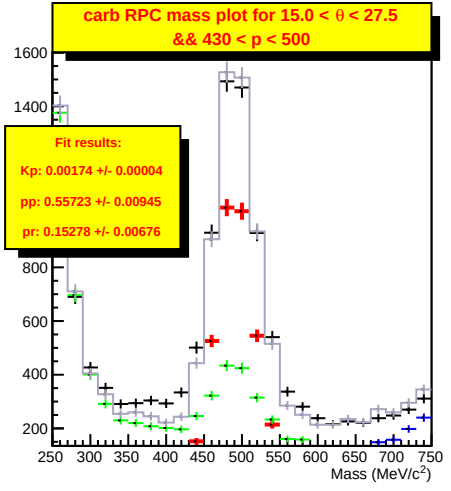
carb RPC mass plot for 15.0 < θ < 27.5
&& 430 < p < 500
Fit results:
Kp: 0.00174 +/- 0.00004
pp: 0.55723 +/- 0.00945
pr: 0.15278 +/- 0.00676
Mass (MeV/c^2)

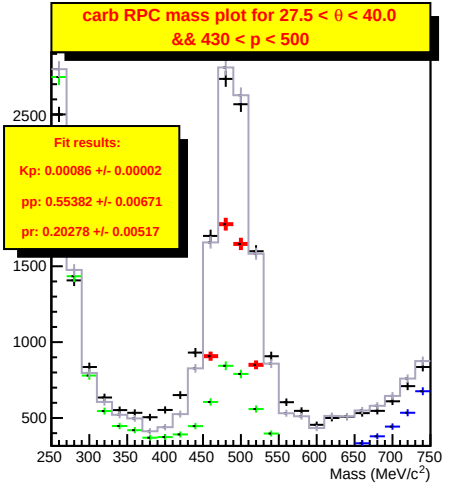
carb RPC mass plot for 27.5 < θ < 40.0
&& 430 < p < 500
Fit results:
Kp: 0.00086 +/- 0.00002
pp: 0.55382 +/- 0.00671
pr: 0.20278 +/- 0.00517
Mass (MeV/c^2)

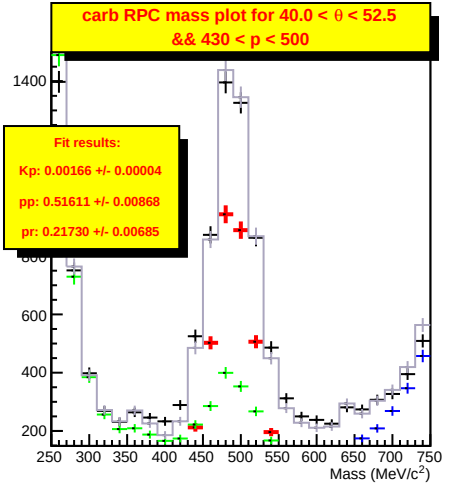
carb RPC mass plot for 40.0 < θ < 52.5
&& 430 < p < 500
Fit results:
Kp: 0.00166 +/- 0.00004
pp: 0.51611 +/- 0.00868
pr: 0.21730 +/- 0.00685
Mass (MeV/c^2)

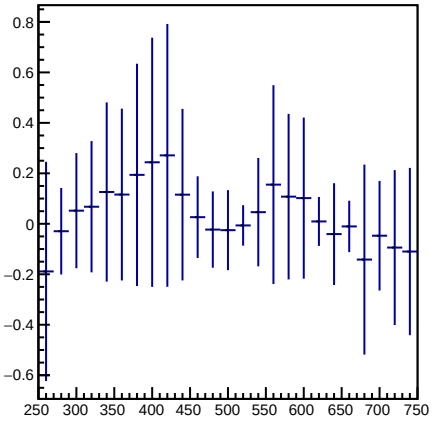
0.8
0.6
0.4
0.2
0
−0.2
−0.4
−0.6
250 300 350 400 450 500 550 600 650 700 750

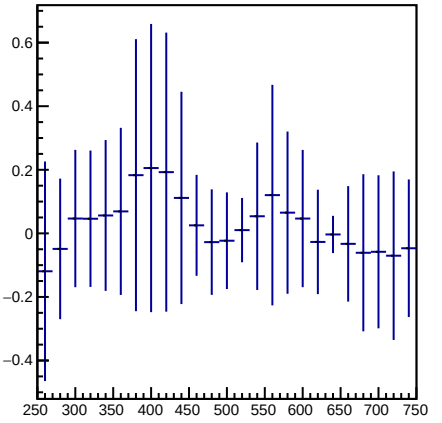
0.6
0.4
0.2
0
−0.2
−0.4
250 300 350 400 450 500 550 600 650 700 750

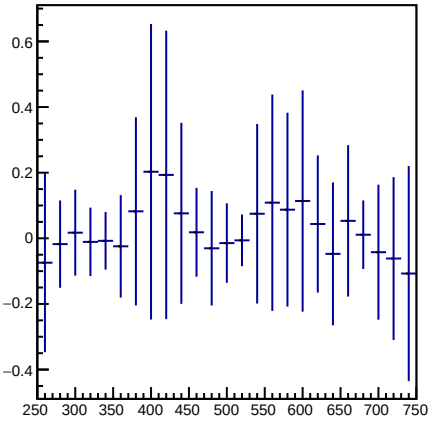
0.6
0.4
0.2
0
−0.2
−0.4
250 300 350 400 450 500 550 600 650 700 750

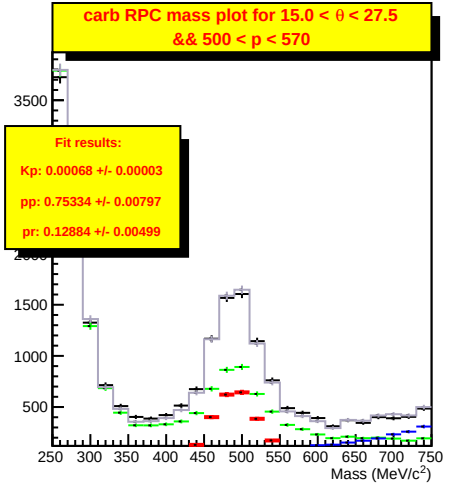
carb RPC mass plot for 15.0 < θ < 27.5
&& 500 < p < 570
Fit results:
Kp: 0.00068 +/- 0.00003
pp: 0.75334 +/- 0.00797
pr: 0.12884 +/- 0.00499
Mass (MeV/c^2)

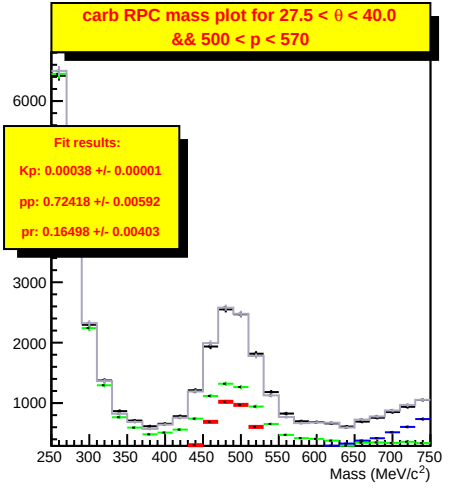
carb RPC mass plot for 27.5 < θ < 40.0
&& 500 < p < 570
Fit results:
Kp: 0.00038 +/- 0.00001
pp: 0.72418 +/- 0.00592
pr: 0.16498 +/- 0.00403
Mass (MeV/c^2)

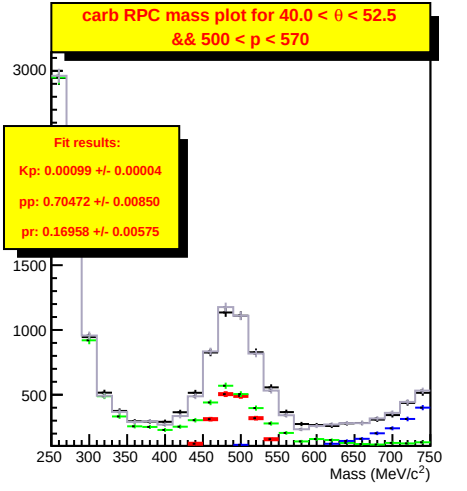
carb RPC mass plot for 40.0 < θ < 52.5
&& 500 < p < 570
Fit results:
Kp: 0.00099 +/- 0.00004
pp: 0.70472 +/- 0.00850
pr: 0.16958 +/- 0.00575
Mass (MeV/c^2)

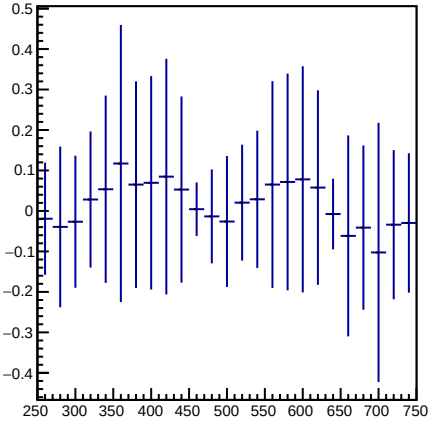
0.5
0.4
0.3
0.2
0.1
0
−0.1
−0.2
−0.3
−0.4
250 300 350 400 450 500 550 600 650 700 750

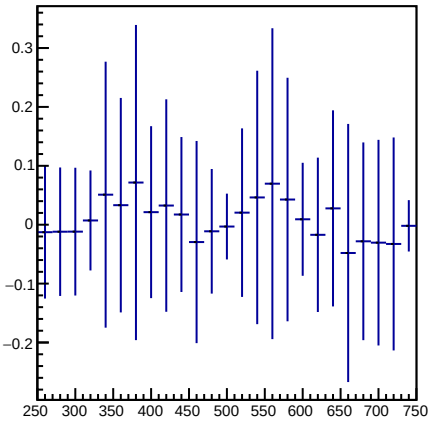
0.3
0.2
0.1
0
−0.1
−0.2
250 300 350 400 450 500 550 600 650 700 750

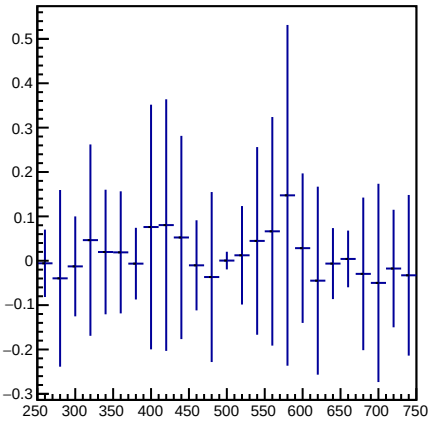
0.5
0.4
0.3
0.2
0.1
0
−0.1
−0.2
−0.3
250 300 350 400 450 500 550 600 650 700 750

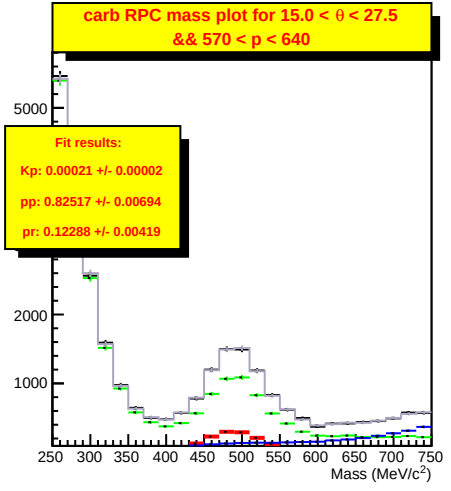
carb RPC mass plot for 15.0 < θ < 27.5
&& 570 < p < 640
Fit results:
Kp: 0.00021 +/- 0.00002
pp: 0.82517 +/- 0.00694
pr: 0.12288 +/- 0.00419
5000
2000
1000
250 300 350 400 450 500 550 600 650 700 750
Mass (MeV/c^2)

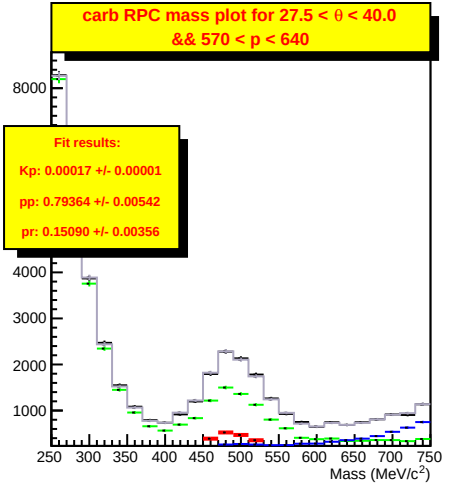
carb RPC mass plot for 27.5 < θ < 40.0
&& 570 < p < 640
Fit results:
Kp: 0.00017 +/- 0.00001
pp: 0.79364 +/- 0.00542
pr: 0.15090 +/- 0.00356
8000
4000
3000
2000
1000
250 300 350 400 450 500 550 600 650 700 750
Mass (MeV/c^2)

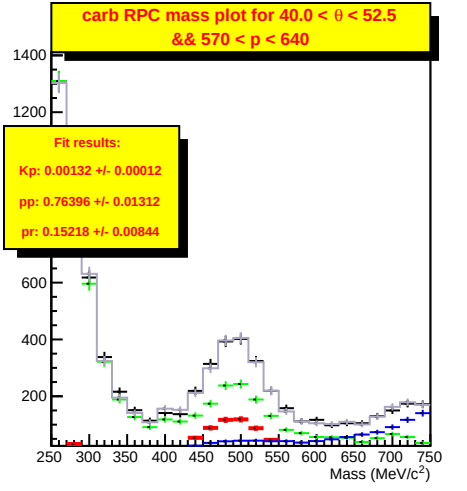
carb RPC mass plot for 40.0 < θ < 52.5
&& 570 < p < 640
Fit results:
Kp: 0.00132 +/- 0.00012
pp: 0.76396 +/- 0.01312
pr: 0.15218 +/- 0.00844
1400
1200
600
400
200
250 300 350 400 450 500 550 600 650 700 750
Mass (MeV/c^2)

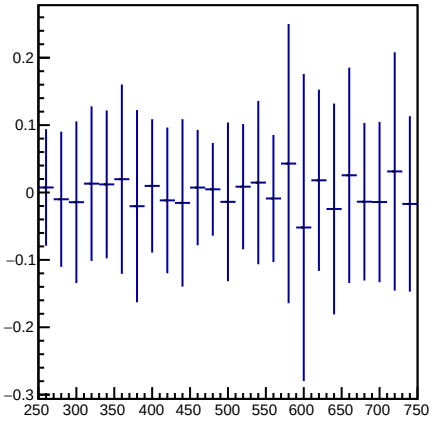
0.2
0.1
0
−0.1
−0.2
−0.3
250 300 350 400 450 500 550 600 650 700 750

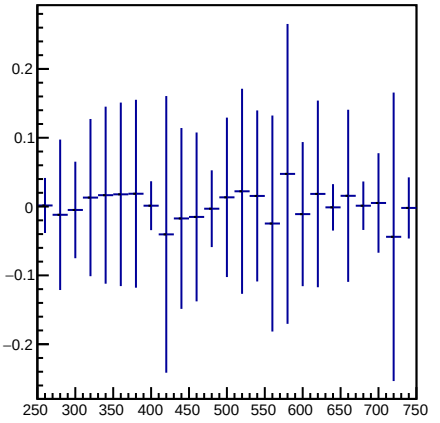
0.2
0.1
0
−0.1
−0.2
250 300 350 400 450 500 550 600 650 700 750

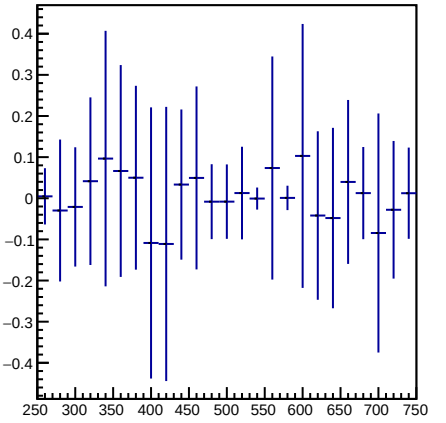
0.4
0.3
0.2
0.1
0
−0.1
−0.2
−0.3
−0.4
250 300 350 400 450 500 550 600 650 700 750

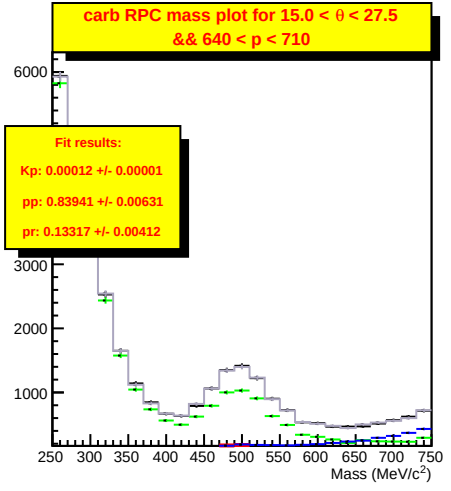
carb RPC mass plot for 15.0 < θ < 27.5
&& 640 < p < 710
Fit results:
Kp: 0.00012 +/- 0.00001
pp: 0.83941 +/- 0.00631
pr: 0.13317 +/- 0.00412
6000
3000
2000
1000
250 300 350 400 450 500 550 600 650 700 750
Mass (MeV/c2)

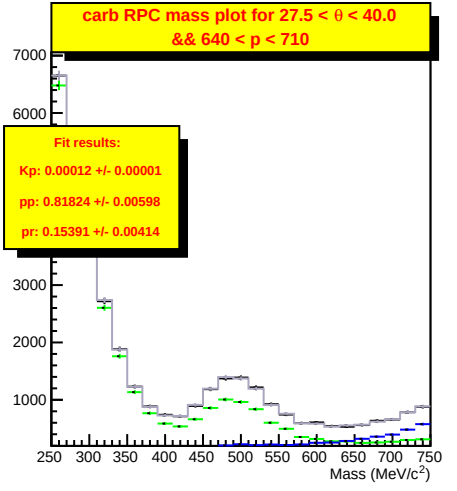
carb RPC mass plot for 27.5 < θ < 40.0
&& 640 < p < 710
Fit results:
Kp: 0.00012 +/- 0.00001
pp: 0.81824 +/- 0.00598
pr: 0.15391 +/- 0.00414
7000
6000
3000
2000
1000
250 300 350 400 450 500 550 600 650 700 750
Mass (MeV/c2)

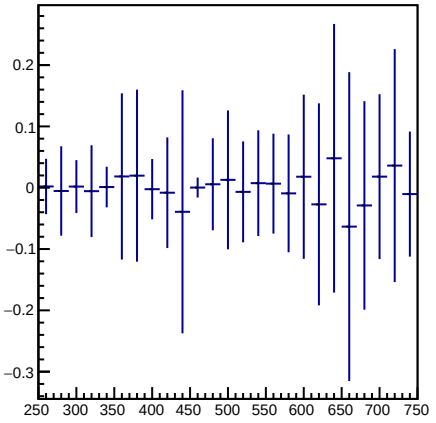
0.2
0.1
0
−0.1
−0.2
−0.3
250 300 350 400 450 500 550 600 650 700 750

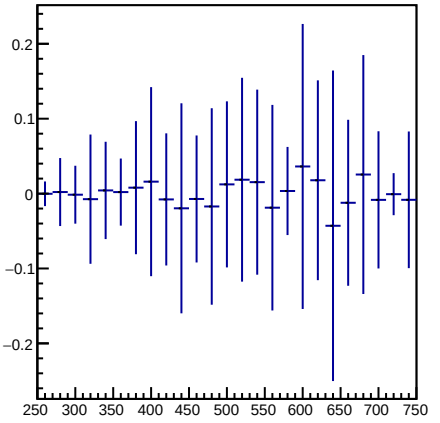
0.2
0.1
0
−0.1
−0.2
250 300 350 400 450 500 550 600 650 700 750

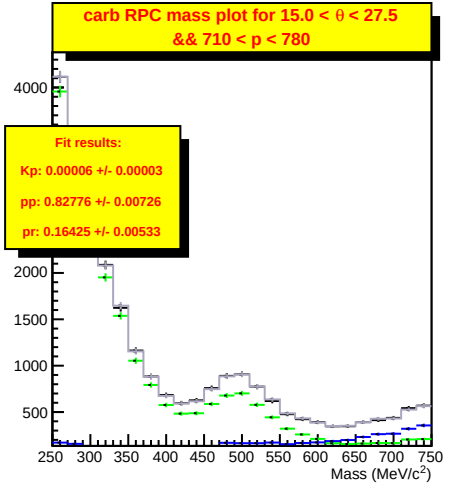
carb RPC mass plot for 15.0 < θ < 27.5
&& 710 < p < 780
Fit results:
Kp: 0.00006 +/- 0.00003
pp: 0.82776 +/- 0.00726
pr: 0.16425 +/- 0.00533
4000
2000
1500
1000
500
250 300 350 400 450 500 550 600 650 700 750
Mass (MeV/c2)

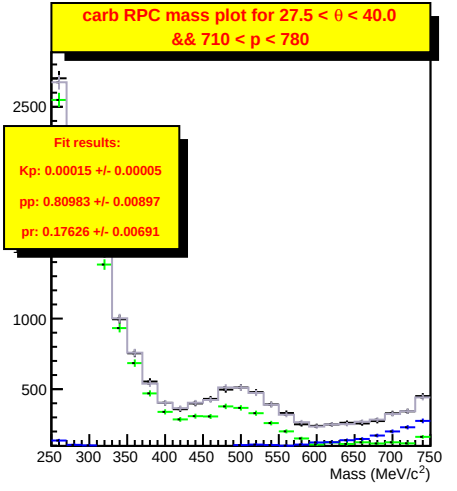
carb RPC mass plot for 27.5 < θ < 40.0
&& 710 < p < 780
Fit results:
Kp: 0.00015 +/- 0.00005
pp: 0.80983 +/- 0.00897
pr: 0.17626 +/- 0.00691
2500
1000
500
250 300 350 400 450 500 550 600 650 700 750
Mass (MeV/c2)

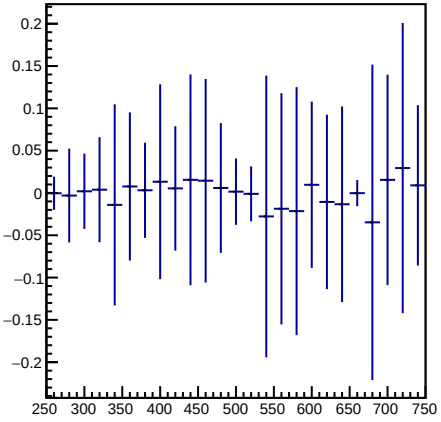
0.2
0.15
0.1
0.05
0
−0.05
−0.1
−0.15
−0.2
250 300 350 400 450 500 550 600 650 700 750

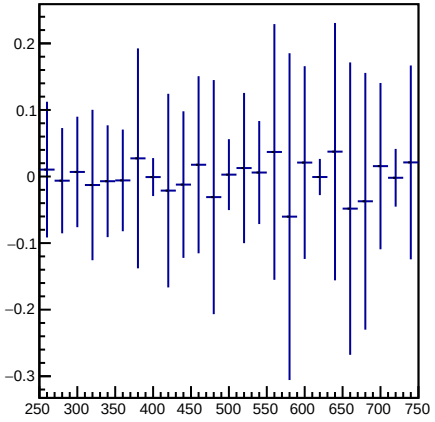
0.2
0.1
0
−0.1
−0.2
−0.3
250 300 350 400 450 500 550 600 650 700 750

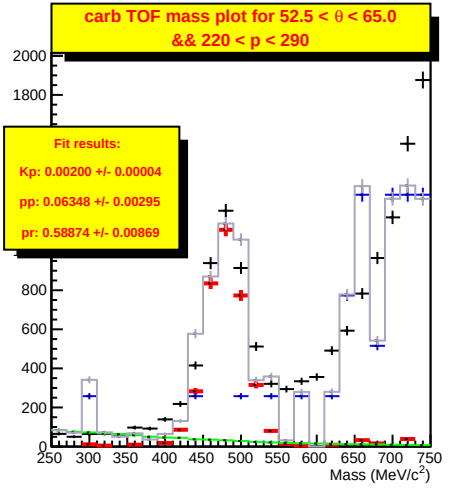
carb TOF mass plot for 52.5 < θ < 65.0
&& 220 < p < 290
Fit results:
Kp: 0.00200 +/- 0.00004
pp: 0.06348 +/- 0.00295
pr: 0.58874 +/- 0.00869
Mass (MeV/c^2)

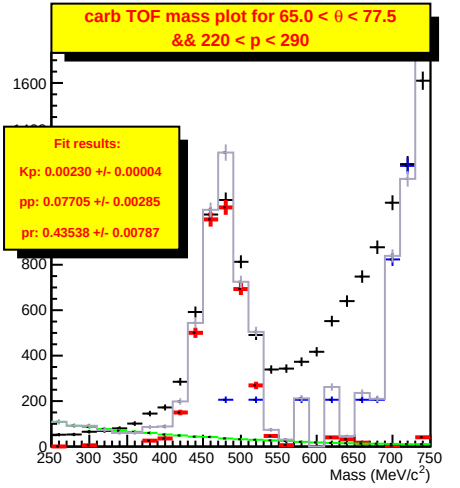
carb TOF mass plot for 65.0 < θ < 77.5
&& 220 < p < 290
Fit results:
Kp: 0.00230 +/- 0.00004
pp: 0.07705 +/- 0.00285
pr: 0.43538 +/- 0.00787
Mass (MeV/c^2)

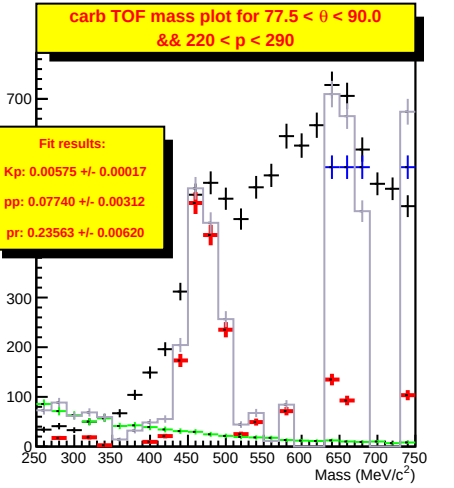
carb TOF mass plot for 77.5 < θ < 90.0
&& 220 < p < 290
Fit results:
Kp: 0.00575 +/- 0.00017
pp: 0.07740 +/- 0.00312
pr: 0.23563 +/- 0.00620
Mass (MeV/c^2)

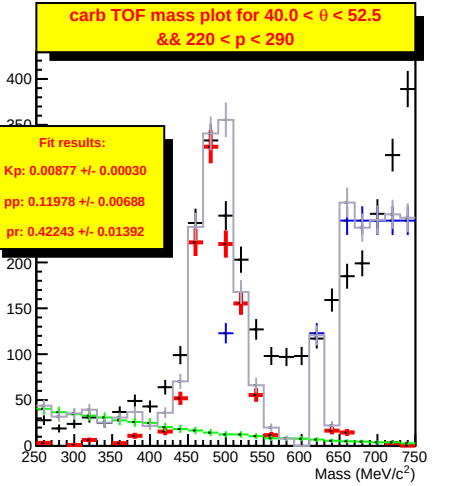
carb TOF mass plot for 40.0 < θ < 52.5
&& 220 < p < 290
Fit results:
Kp: 0.00877 +/- 0.00030
pp: 0.11978 +/- 0.00688
pr: 0.42243 +/- 0.01392
Mass (MeV/c^2)

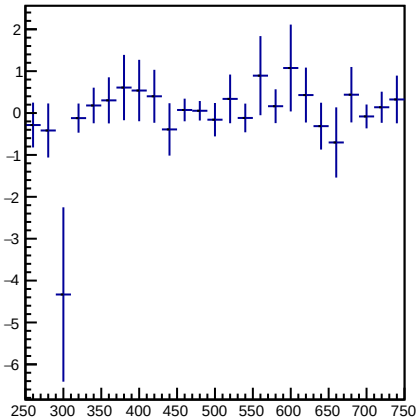
2
1
0
−1
−2
−3
−4
−5
−6
250 300 350 400 450 500 550 600 650 700 750

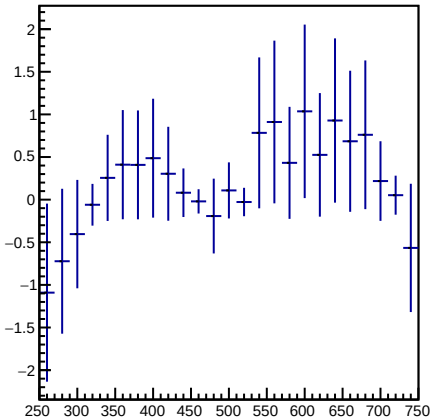
2
1.5
1
0.5
0
−0.5
−1
−1.5
−2
250 300 350 400 450 500 550 600 650 700 750

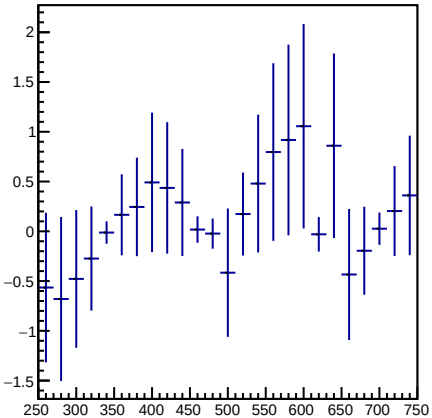
2
1.5
1
0.5
0
−0.5
−1
−1.5
250 300 350 400 450 500 550 600 650 700 750

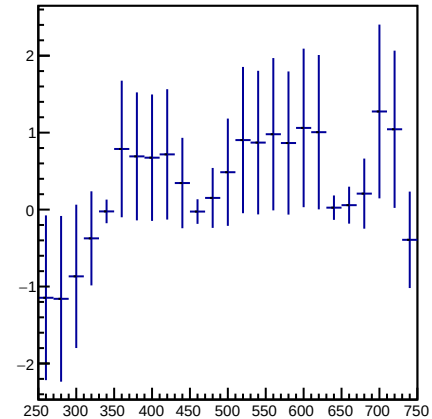
2
1
0
−1
−2
250 300 350 400 450 500 550 600 650 700 750

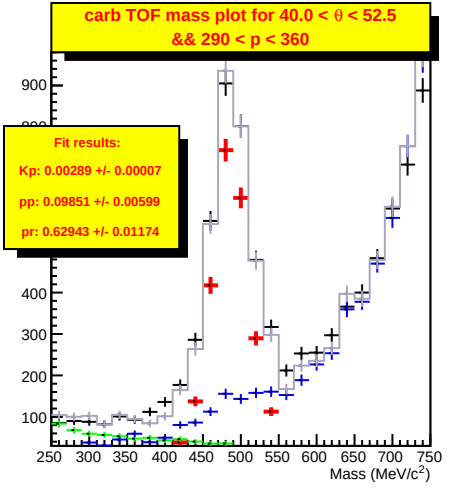
carb TOF mass plot for 40.0 < θ < 52.5
&& 290 < p < 360
Fit results:
Kp: 0.00289 +/- 0.00007
pp: 0.09851 +/- 0.00599
pr: 0.62943 +/- 0.01174
Mass (MeV/c^2)

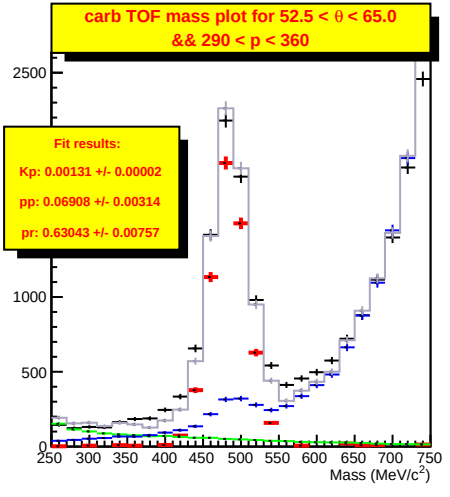
carb TOF mass plot for 52.5 < θ < 65.0
&& 290 < p < 360
Fit results:
Kp: 0.00131 +/- 0.00002
pp: 0.06908 +/- 0.00314
pr: 0.63043 +/- 0.00757
Mass (MeV/c^2)

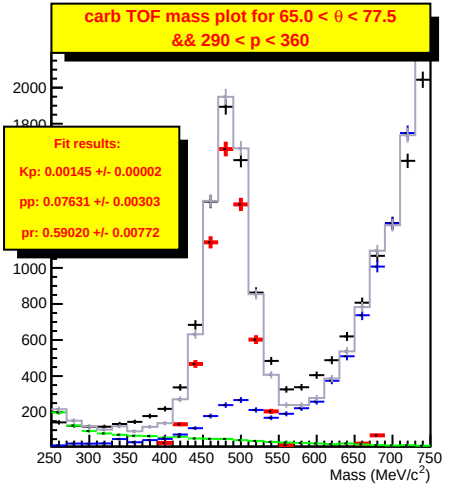
carb TOF mass plot for 65.0 < θ < 77.5
&& 290 < p < 360
Fit results:
Kp: 0.00145 +/- 0.00002
pp: 0.07631 +/- 0.00303
pr: 0.59020 +/- 0.00772
Mass (MeV/c^2)

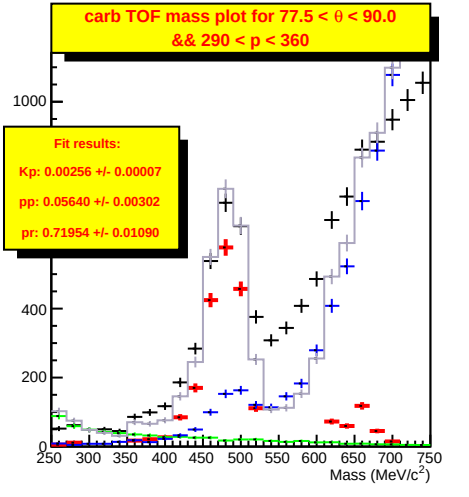
carb TOF mass plot for 77.5 < θ < 90.0
&& 290 < p < 360
Fit results:
Kp: 0.00256 +/- 0.00007
pp: 0.05640 +/- 0.00302
pr: 0.71954 +/- 0.01090
Mass (MeV/c^2)

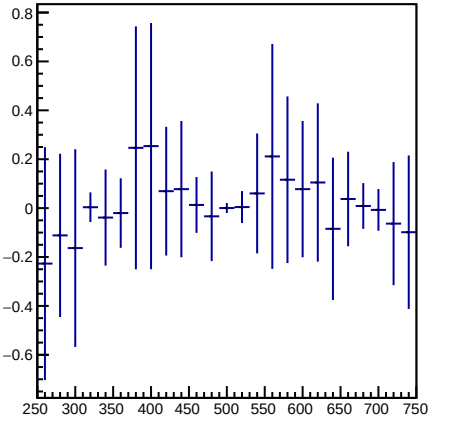
0.8
0.6
0.4
0.2
0
−0.2
−0.4
−0.6
250 300 350 400 450 500 550 600 650 700 750

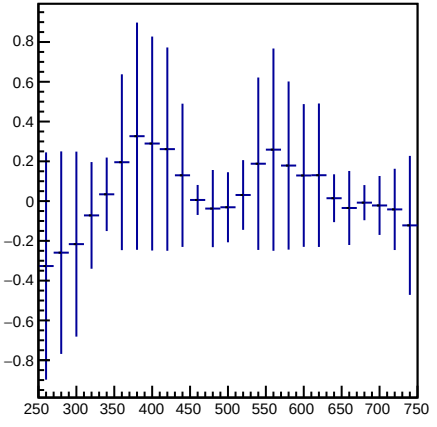
0.8
0.6
0.4
0.2
0
−0.2
−0.4
−0.6
−0.8
250 300 350 400 450 500 550 600 650 700 750

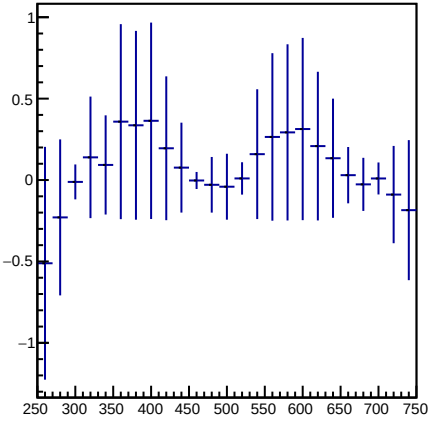
1
0.5
0
−0.5
−1
250 300 350 400 450 500 550 600 650 700 750

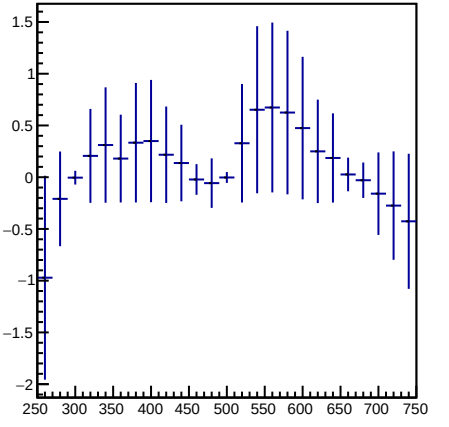
1.5
1
0.5
0
−0.5
−1
−1.5
−2
250 300 350 400 450 500 550 600 650 700 750

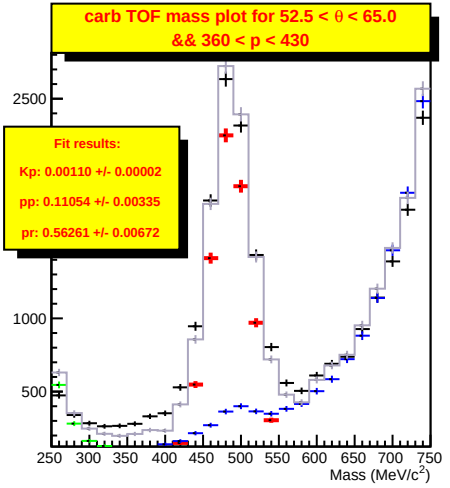
carb TOF mass plot for 52.5 < θ < 65.0
&& 360 < p < 430
Fit results:
Kp: 0.00110 +/- 0.00002
pp: 0.11054 +/- 0.00335
pr: 0.56261 +/- 0.00672
Mass (MeV/c^2)

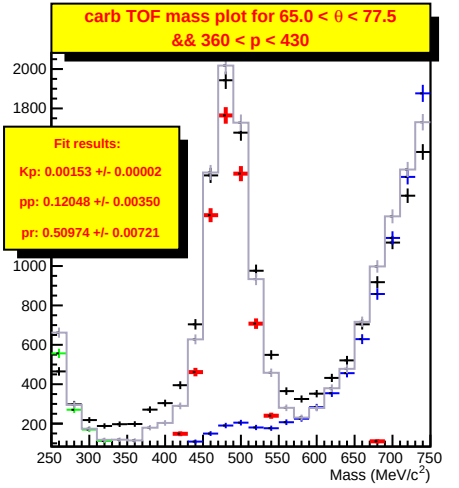
carb TOF mass plot for 65.0 < θ < 77.5
&& 360 < p < 430
Fit results:
Kp: 0.00153 +/- 0.00002
pp: 0.12048 +/- 0.00350
pr: 0.50974 +/- 0.00721
Mass (MeV/c^2)

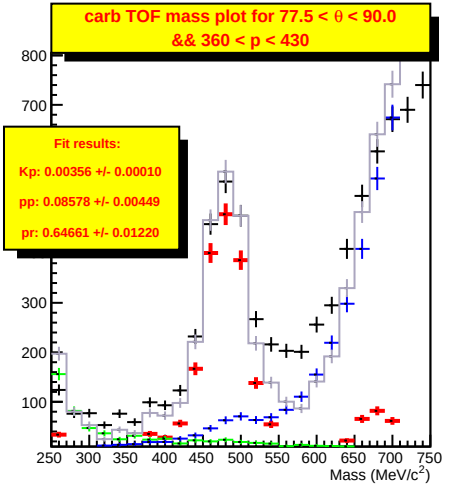
carb TOF mass plot for 77.5 < θ < 90.0
&& 360 < p < 430
Fit results:
Kp: 0.00356 +/- 0.00010
pp: 0.08578 +/- 0.00449
pr: 0.64661 +/- 0.01220
Mass (MeV/c^2)

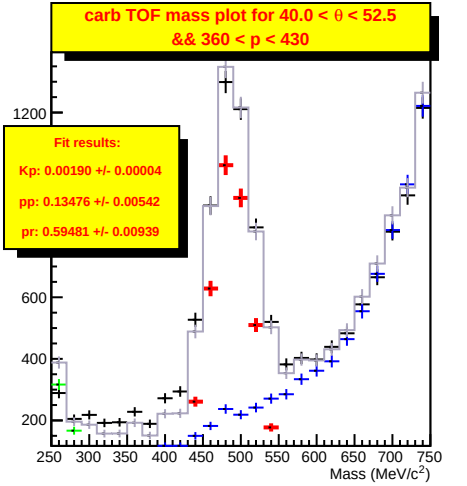
carb TOF mass plot for 40.0 < θ < 52.5
&& 360 < p < 430
Fit results:
Kp: 0.00190 +/- 0.00004
pp: 0.13476 +/- 0.00542
pr: 0.59481 +/- 0.00939
Mass (MeV/c^2)

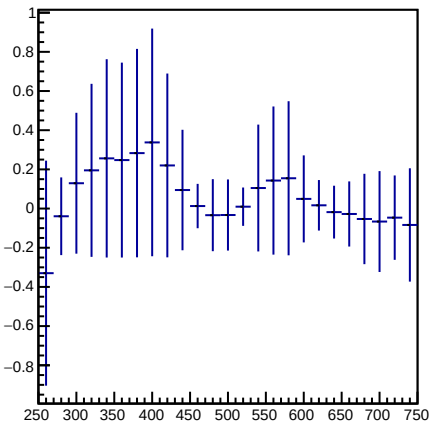
1
0.8
0.6
0.4
0.2
0
−0.2
−0.4
−0.6
−0.8
250 300 350 400 450 500 550 600 650 700 750

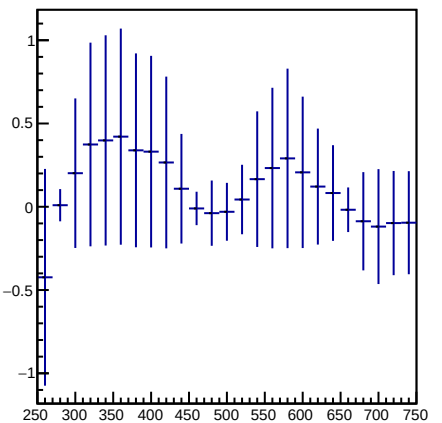
1
0.5
0
−0.5
−1
250 300 350 400 450 500 550 600 650 700 750

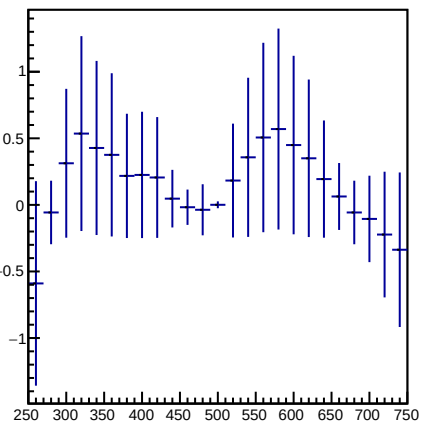
1
0.5
0
−0.5
−1
250 300 350 400 450 500 550 600 650 700 750

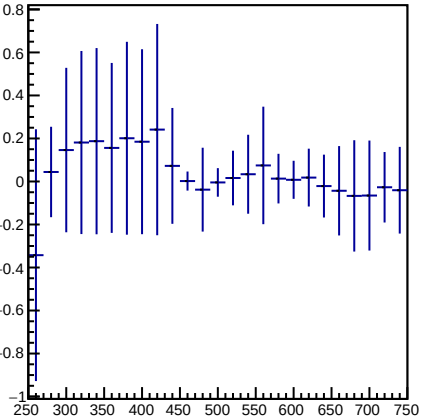
0.8
0.6
0.4
0.2
0
−0.2
−0.4
−0.6
−0.8
−1
250 300 350 400 450 500 550 600 650 700 750

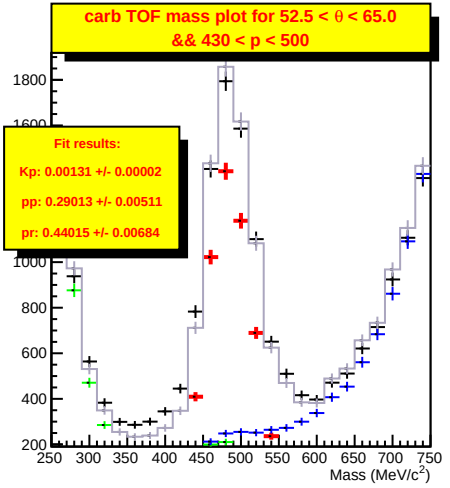
carb TOF mass plot for 52.5 < θ < 65.0
&& 430 < p < 500
Fit results:
Kp: 0.00131 +/- 0.00002
pp: 0.29013 +/- 0.00511
pr: 0.44015 +/- 0.00684
Mass (MeV/c^2)

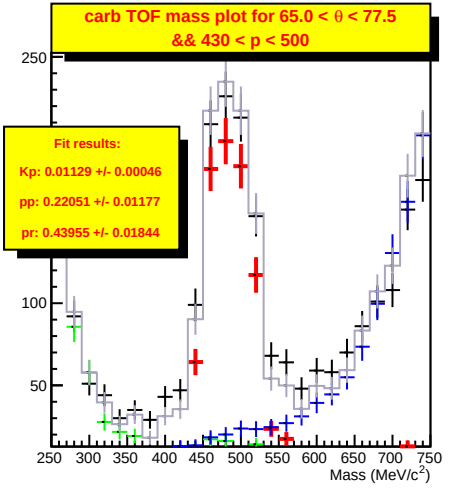
carb TOF mass plot for 65.0 < θ < 77.5
&& 430 < p < 500
Fit results:
Kp: 0.01129 +/- 0.00046
pp: 0.22051 +/- 0.01177
pr: 0.43955 +/- 0.01844
Mass (MeV/c^2)

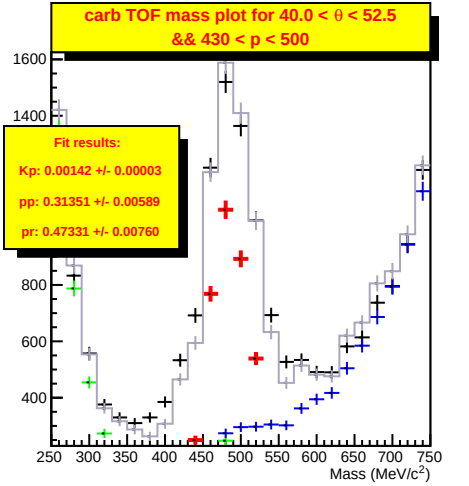
carb TOF mass plot for 40.0 < θ < 52.5
&& 430 < p < 500
Fit results:
Kp: 0.00142 +/- 0.00003
pp: 0.31351 +/- 0.00589
pr: 0.47331 +/- 0.00760
Mass (MeV/c^2)

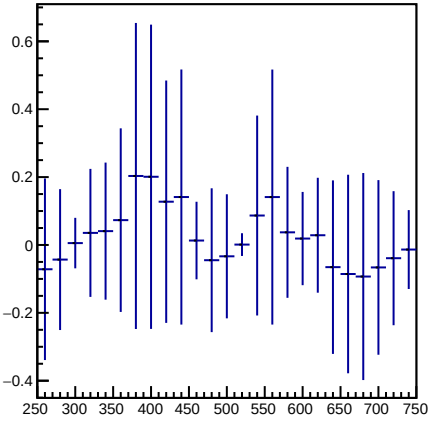
0.6
0.4
0.2
0
−0.2
−0.4
250 300 350 400 450 500 550 600 650 700 750

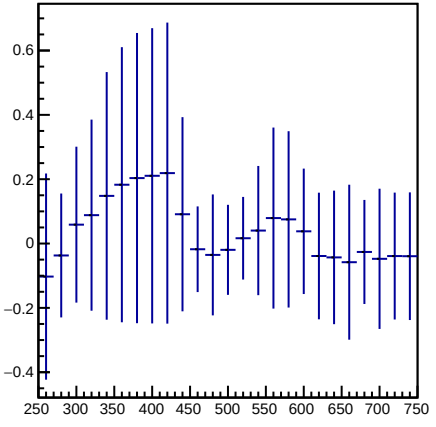
0.6
0.4
0.2
0
−0.2
−0.4
250 300 350 400 450 500 550 600 650 700 750

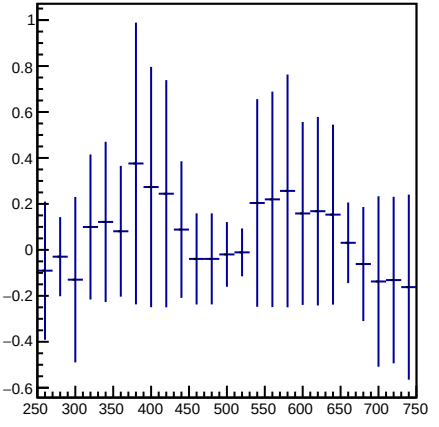
1
0.8
0.6
0.4
0.2
0
−0.2
−0.4
−0.6
250 300 350 400 450 500 550 600 650 700 750

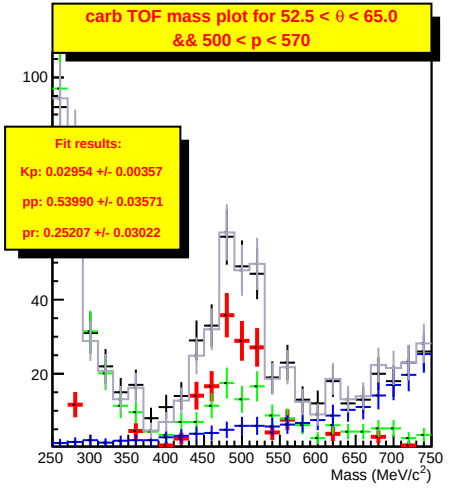
carb TOF mass plot for 52.5 < θ < 65.0
&& 500 < p < 570
Fit results:
Kp: 0.02954 +/- 0.00357
pp: 0.53990 +/- 0.03571
pr: 0.25207 +/- 0.03022
100
40
20
250 300 350 400 450 500 550 600 650 700 750
Mass (MeV/c^2)

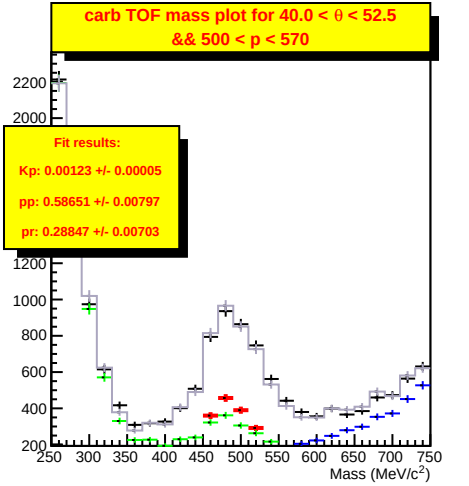
carb TOF mass plot for 40.0 < θ < 52.5
&& 500 < p < 570
Fit results:
Kp: 0.00123 +/- 0.00005
pp: 0.58651 +/- 0.00797
pr: 0.28847 +/- 0.00703
2200
2000
1200
1000
800
600
400
200
250 300 350 400 450 500 550 600 650 700 750
Mass (MeV/c^2)

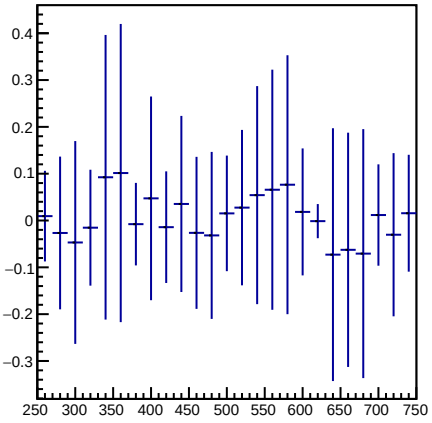
0.4
0.3
0.2
0.1
0
−0.1
−0.2
−0.3
250 300 350 400 450 500 550 600 650 700 750

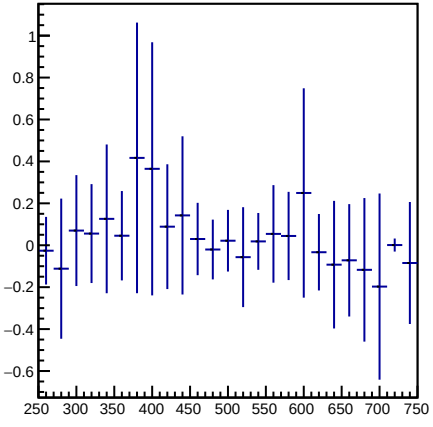
1
0.8
0.6
0.4
0.2
0
−0.2
−0.4
−0.6
250 300 350 400 450 500 550 600 650 700 750