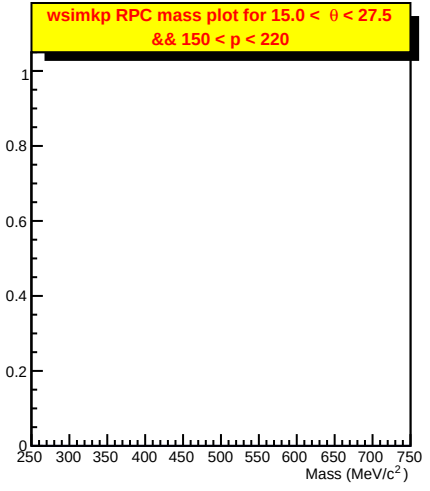
wsimkp RPC mass plot for 15.0 < θ < 27.5
&& 150 < p < 220
Mass (MeV/c²)

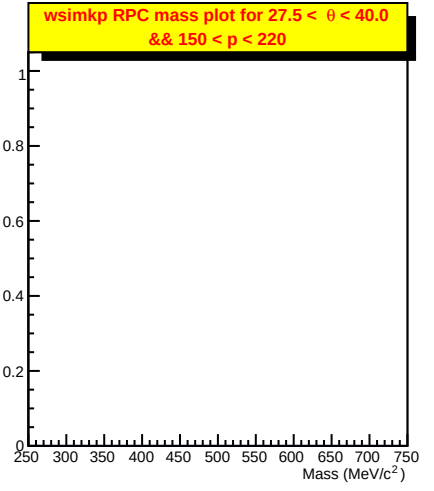
wsimkp RPC mass plot for 27.5 < θ < 40.0
&& 150 < p < 220
Mass (MeV/c²)

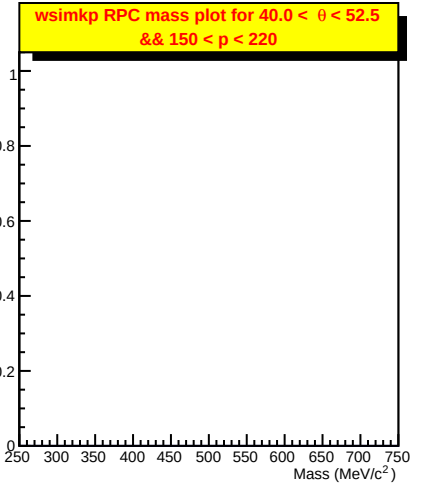
wsimkp RPC mass plot for 40.0 < θ < 52.5
&& 150 < p < 220
Mass (MeV/c²)

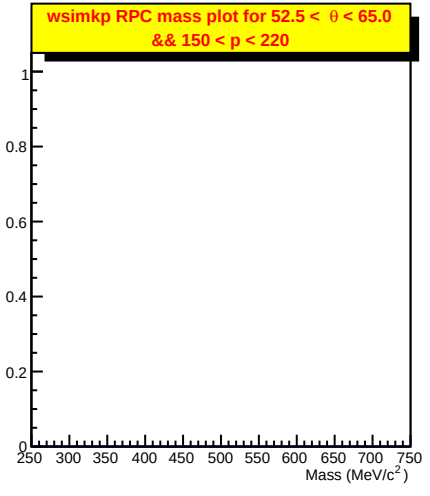
wsimkp RPC mass plot for 52.5 < θ < 65.0
&& 150 < p < 220
Mass (MeV/c²)

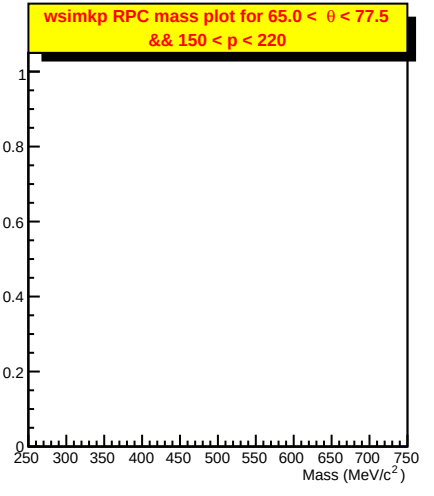
wsimkp RPC mass plot for 65.0 < θ < 77.5
&& 150 < p < 220
Mass (MeV/c²)

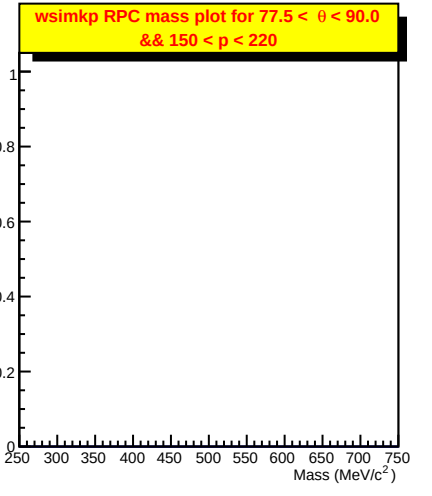
wsimkp RPC mass plot for 77.5 < θ < 90.0
&& 150 < p < 220
Mass (MeV/c²)

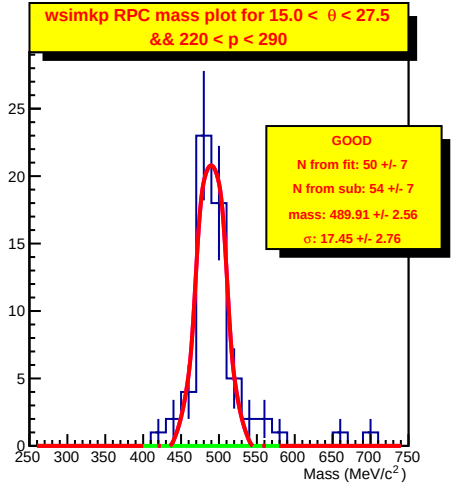
wsimkp RPC mass plot for 15.0 < θ < 27.5
&& 220 < p < 290
GOOD
N from fit: 50 +/- 7
N from sub: 54 +/- 7
mass: 489.91 +/- 2.56
σ: 17.45 +/- 2.76
Mass (MeV/c²)

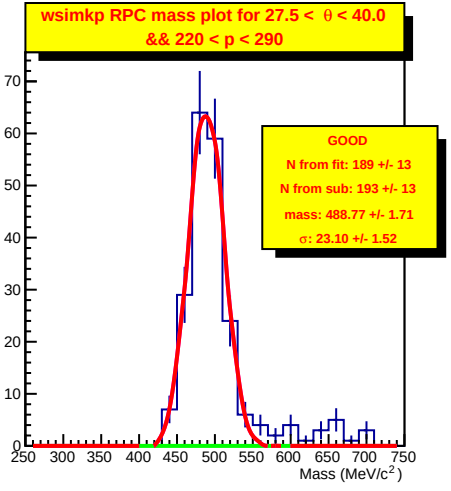
wsimkp RPC mass plot for 27.5 < θ < 40.0
&& 220 < p < 290
GOOD
N from fit: 189 +/- 13
N from sub: 193 +/- 13
mass: 488.77 +/- 1.71
σ: 23.10 +/- 1.52
Mass (MeV/c²)

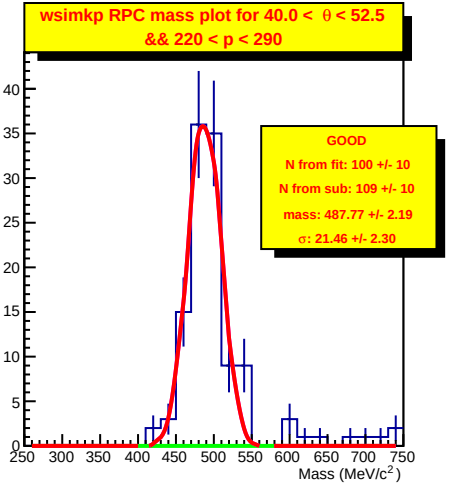
wsimkp RPC mass plot for 40.0 < θ < 52.5
&& 220 < p < 290
GOOD
N from fit: 100 +/- 10
N from sub: 109 +/- 10
mass: 487.77 +/- 2.19
σ: 21.46 +/- 2.30
Mass (MeV/c²)

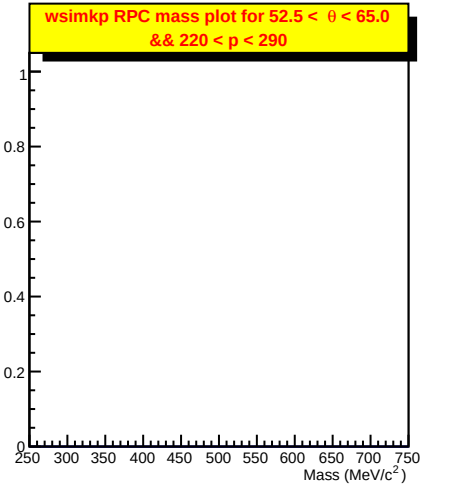
wsimkp RPC mass plot for 52.5 < θ < 65.0
&& 220 < p < 290
Mass (MeV/c²)

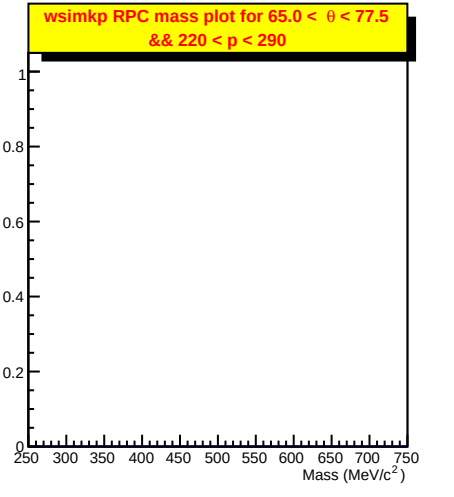
wsimkp RPC mass plot for 65.0 < θ < 77.5
&& 220 < p < 290
Mass (MeV/c²)

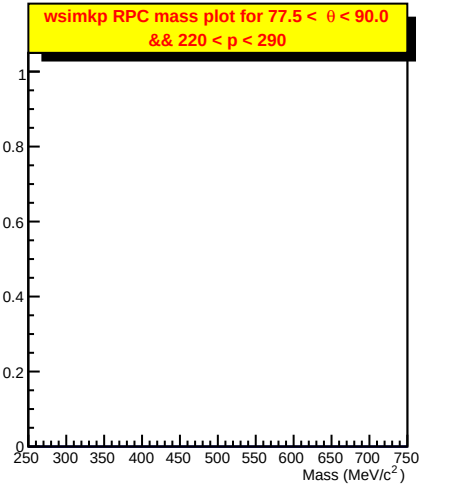
wsimkp RPC mass plot for 77.5 < θ < 90.0
&& 220 < p < 290
Mass (MeV/c²)

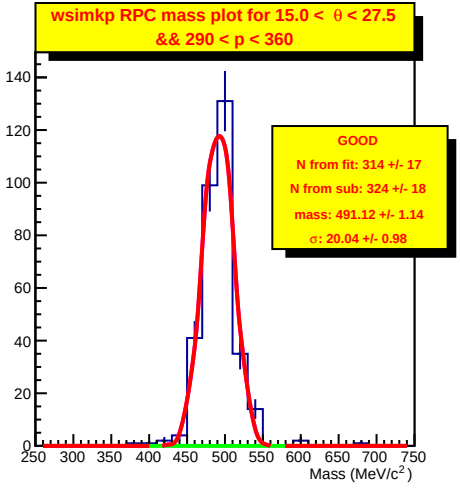
wsimkp RPC mass plot for 15.0 < θ < 27.5
&& 290 < p < 360
GOOD
N from fit: 314 +/- 17
N from sub: 324 +/- 18
mass: 491.12 +/- 1.14
σ: 20.04 +/- 0.98
Mass (MeV/c²)

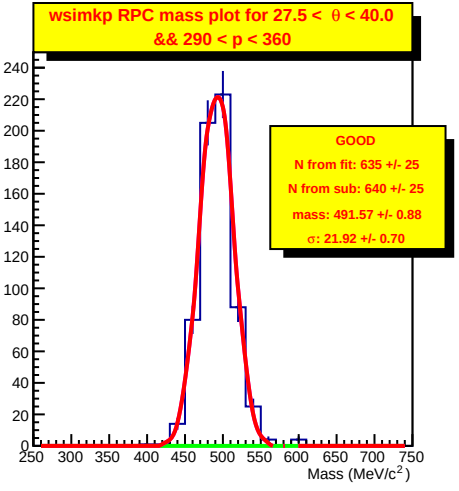
wsimkp RPC mass plot for 27.5 < θ < 40.0
&& 290 < p < 360
GOOD
N from fit: 635 +/- 25
N from sub: 640 +/- 25
mass: 491.57 +/- 0.88
σ: 21.92 +/- 0.70
Mass (MeV/c²)

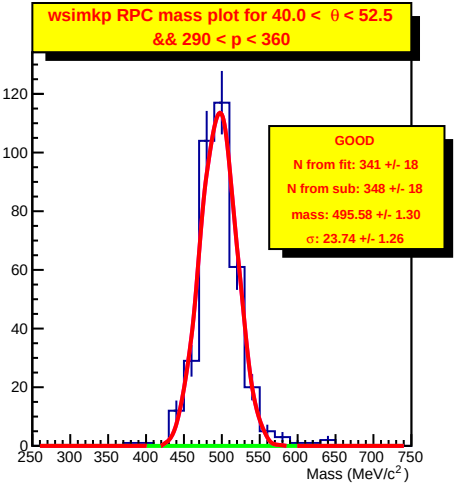
wsimkp RPC mass plot for 40.0 < θ < 52.5
&& 290 < p < 360
GOOD
N from fit: 341 +/- 18
N from sub: 348 +/- 18
mass: 495.58 +/- 1.30
σ: 23.74 +/- 1.26
Mass (MeV/c²)

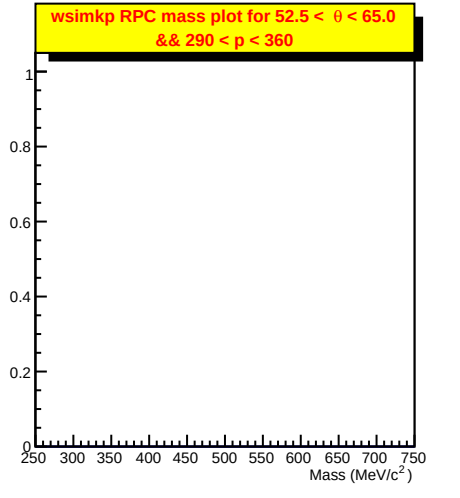
wsimkp RPC mass plot for 52.5 < θ < 65.0
&& 290 < p < 360
Mass (MeV/c²)

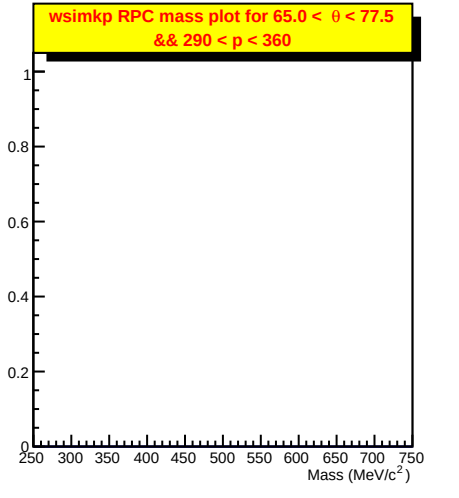
wsimkp RPC mass plot for 65.0 < θ < 77.5
&& 290 < p < 360
Mass (MeV/c²)

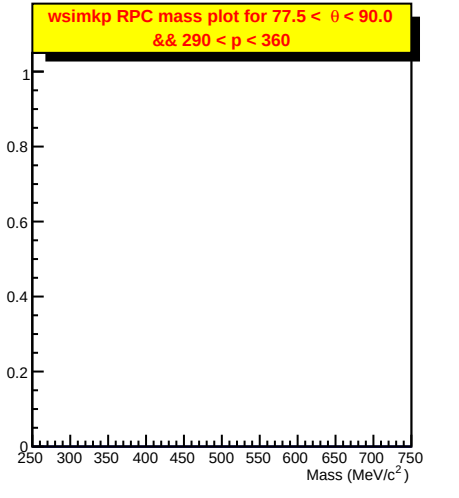
wsimkp RPC mass plot for 77.5 < θ < 90.0
&& 290 < p < 360
Mass (MeV/c²)

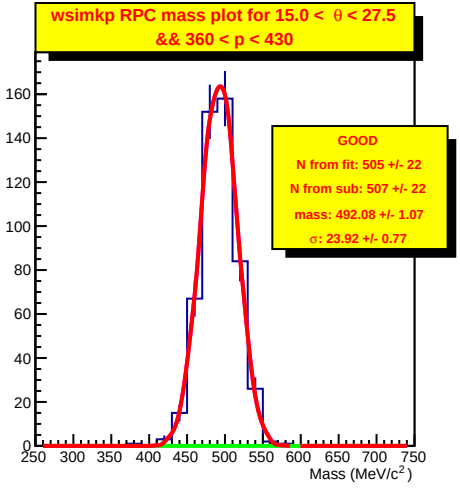
wsimkp RPC mass plot for 15.0 < θ < 27.5
&& 360 < p < 430
GOOD
N from fit: 505 +/- 22
N from sub: 507 +/- 22
mass: 492.08 +/- 1.07
σ: 23.92 +/- 0.77
Mass (MeV/c²)

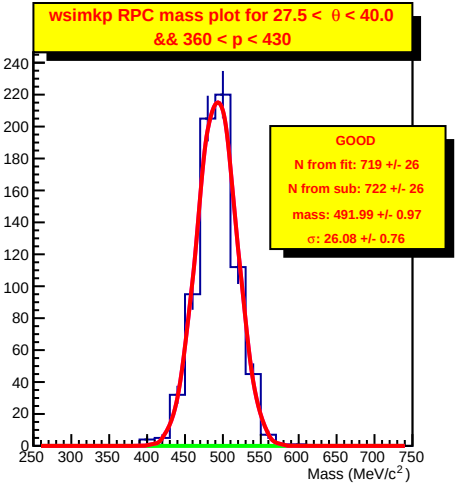
wsimkp RPC mass plot for 27.5 < θ < 40.0
&& 360 < p < 430
GOOD
N from fit: 719 +/- 26
N from sub: 722 +/- 26
mass: 491.99 +/- 0.97
σ: 26.08 +/- 0.76
Mass (MeV/c²)

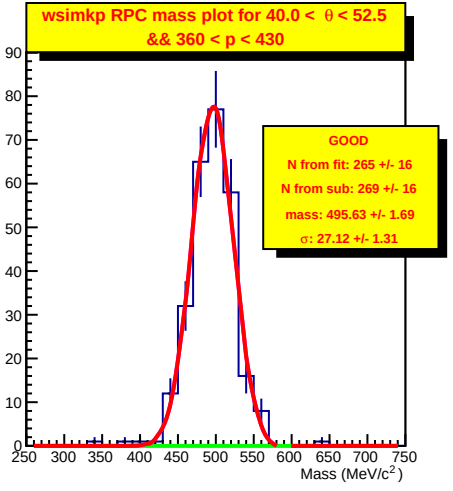
wsimkp RPC mass plot for 40.0 < θ < 52.5
&& 360 < p < 430
GOOD
N from fit: 265 +/- 16
N from sub: 269 +/- 16
mass: 495.63 +/- 1.69
σ: 27.12 +/- 1.31
Mass (MeV/c²)

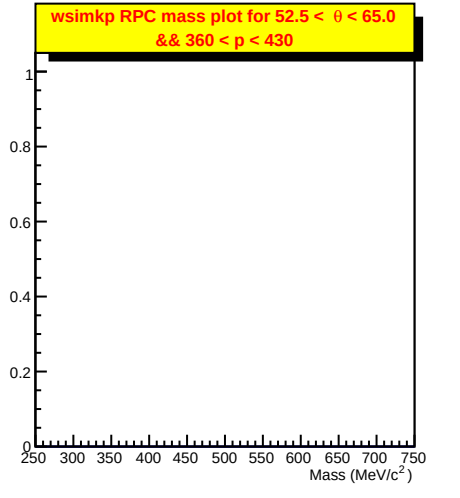
wsimkp RPC mass plot for 52.5 < θ < 65.0
&& 360 < p < 430
Mass (MeV/c²)

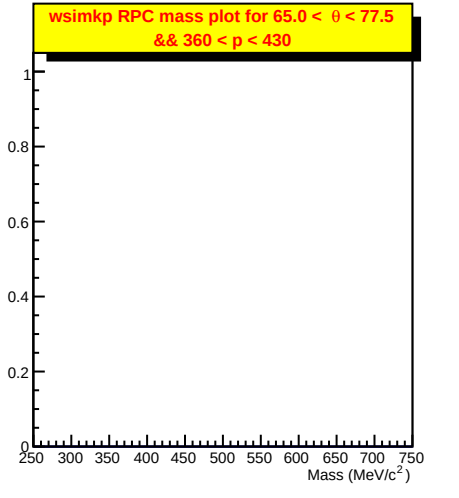
wsimkp RPC mass plot for 65.0 < θ < 77.5
&& 360 < p < 430
Mass (MeV/c²)

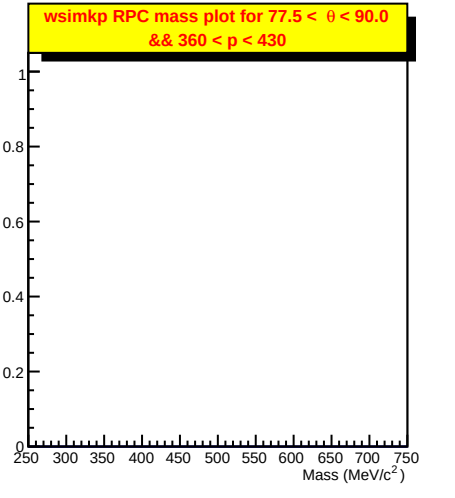
wsimkp RPC mass plot for 77.5 < θ < 90.0
&& 360 < p < 430
Mass (MeV/c²)

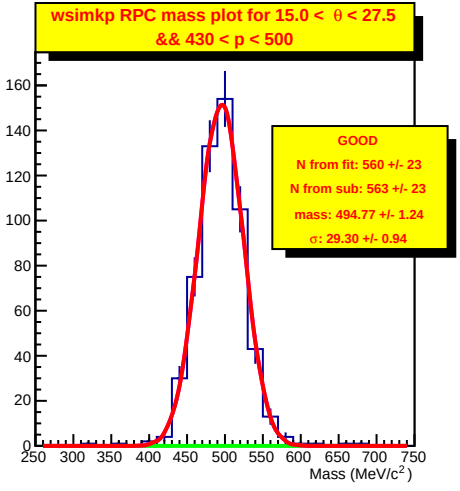
wsimkp RPC mass plot for 15.0 < θ < 27.5
&& 430 < p < 500
GOOD
N from fit: 560 +/- 23
N from sub: 563 +/- 23
mass: 494.77 +/- 1.24
σ: 29.30 +/- 0.94
Mass (MeV/c²)

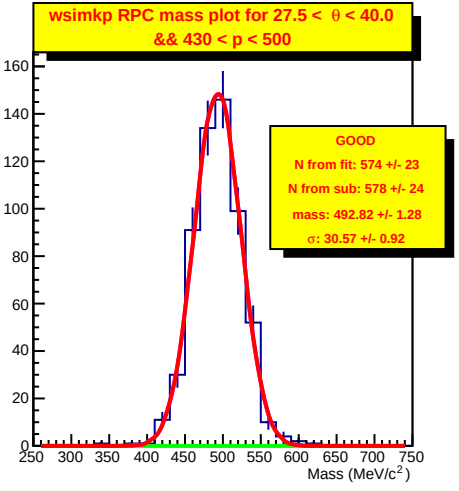
wsimkp RPC mass plot for 27.5 < θ < 40.0
&& 430 < p < 500
GOOD
N from fit: 574 +/- 23
N from sub: 578 +/- 24
mass: 492.82 +/- 1.28
σ: 30.57 +/- 0.92
Mass (MeV/c²)

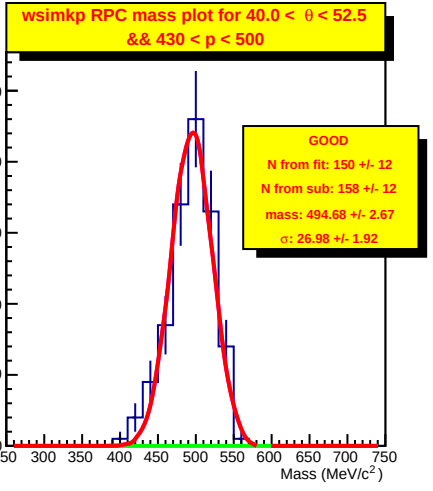
wsimkp RPC mass plot for 40.0 < θ < 52.5
&& 430 < p < 500
GOOD
N from fit: 150 +/- 12
N from sub: 158 +/- 12
mass: 494.68 +/- 2.67
σ: 26.98 +/- 1.92
Mass (MeV/c²)

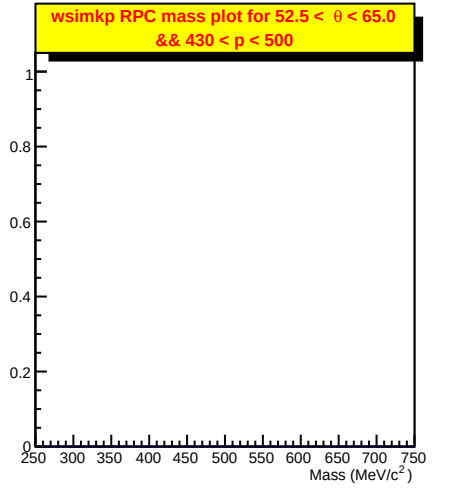
wsimkp RPC mass plot for 52.5 < θ < 65.0
&& 430 < p < 500
Mass (MeV/c²)

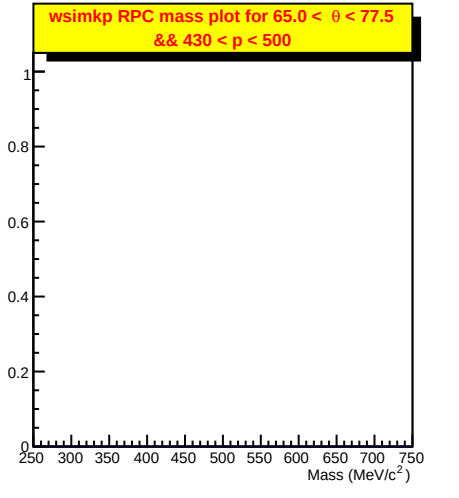
wsimkp RPC mass plot for 65.0 < θ < 77.5
&& 430 < p < 500
Mass (MeV/c²)

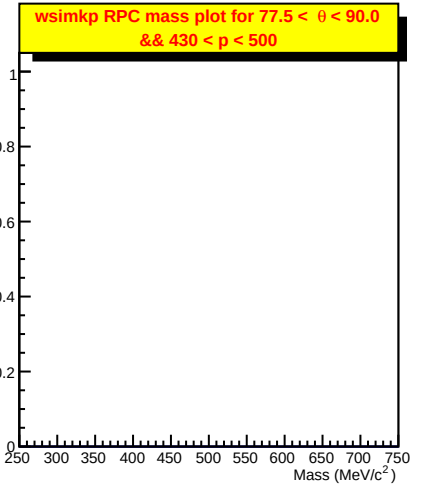
wsimkp RPC mass plot for 77.5 < θ < 90.0
&& 430 < p < 500
Mass (MeV/c²)

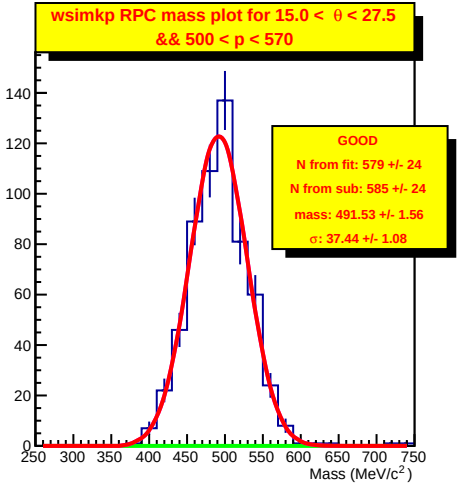
wsimkp RPC mass plot for 15.0 < θ < 27.5
&& 500 < p < 570
GOOD
N from fit: 579 +/- 24
N from sub: 585 +/- 24
mass: 491.53 +/- 1.56
σ: 37.44 +/- 1.08
Mass (MeV/c²)

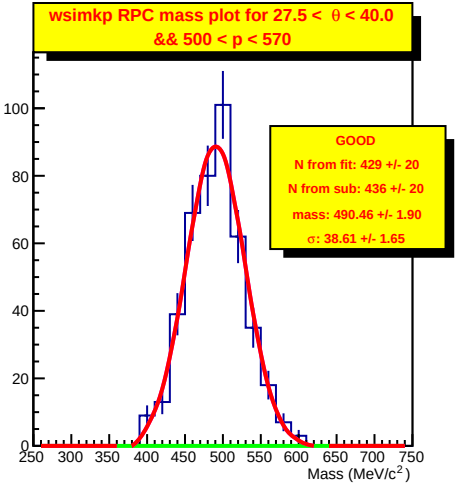
wsimkp RPC mass plot for 27.5 < θ < 40.0
&& 500 < p < 570
GOOD
N from fit: 429 +/- 20
N from sub: 436 +/- 20
mass: 490.46 +/- 1.90
σ: 38.61 +/- 1.65
Mass (MeV/c²)

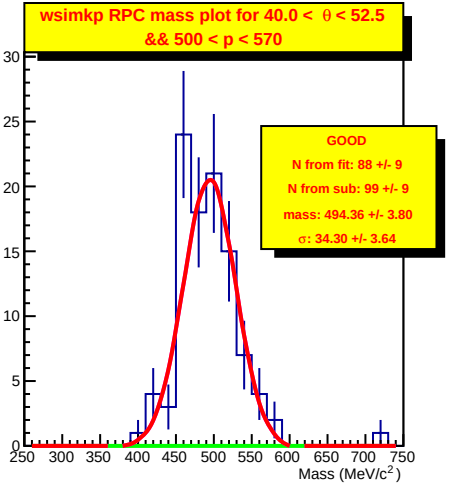
wsimkp RPC mass plot for 40.0 < θ < 52.5
&& 500 < p < 570
GOOD
N from fit: 88 +/- 9
N from sub: 99 +/- 9
mass: 494.36 +/- 3.80
σ: 34.30 +/- 3.64
Mass (MeV/c²)

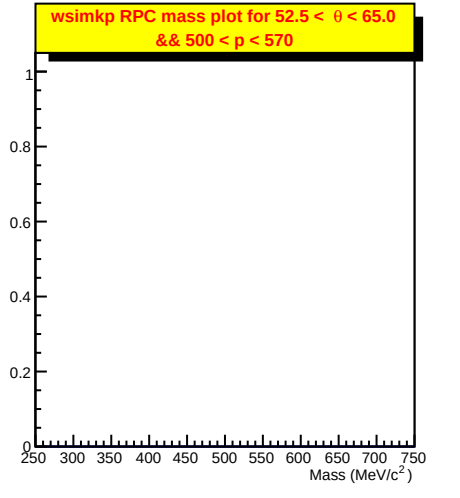
wsimkp RPC mass plot for 52.5 < θ < 65.0
&& 500 < p < 570
Mass (MeV/c²)

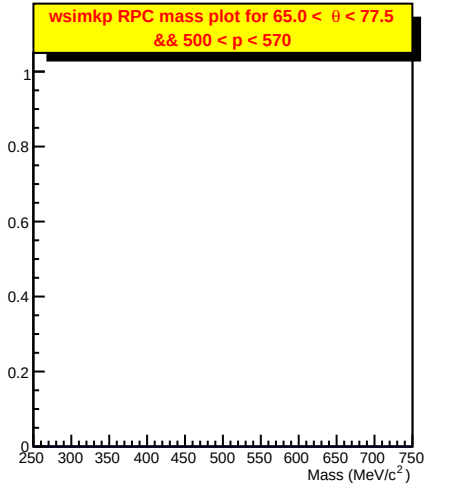
wsimkp RPC mass plot for 65.0 < θ < 77.5
&& 500 < p < 570
Mass (MeV/c²)

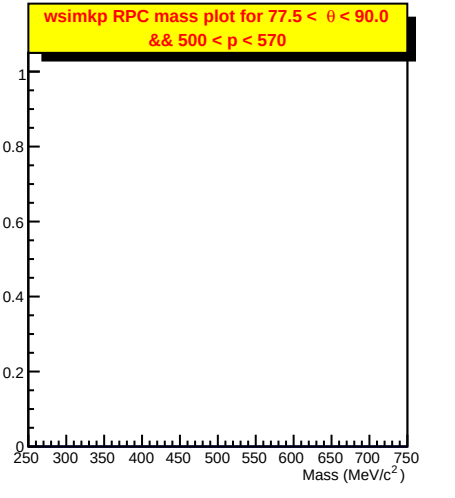
wsimkp RPC mass plot for 77.5 < θ < 90.0
&& 500 < p < 570
Mass (MeV/c²)

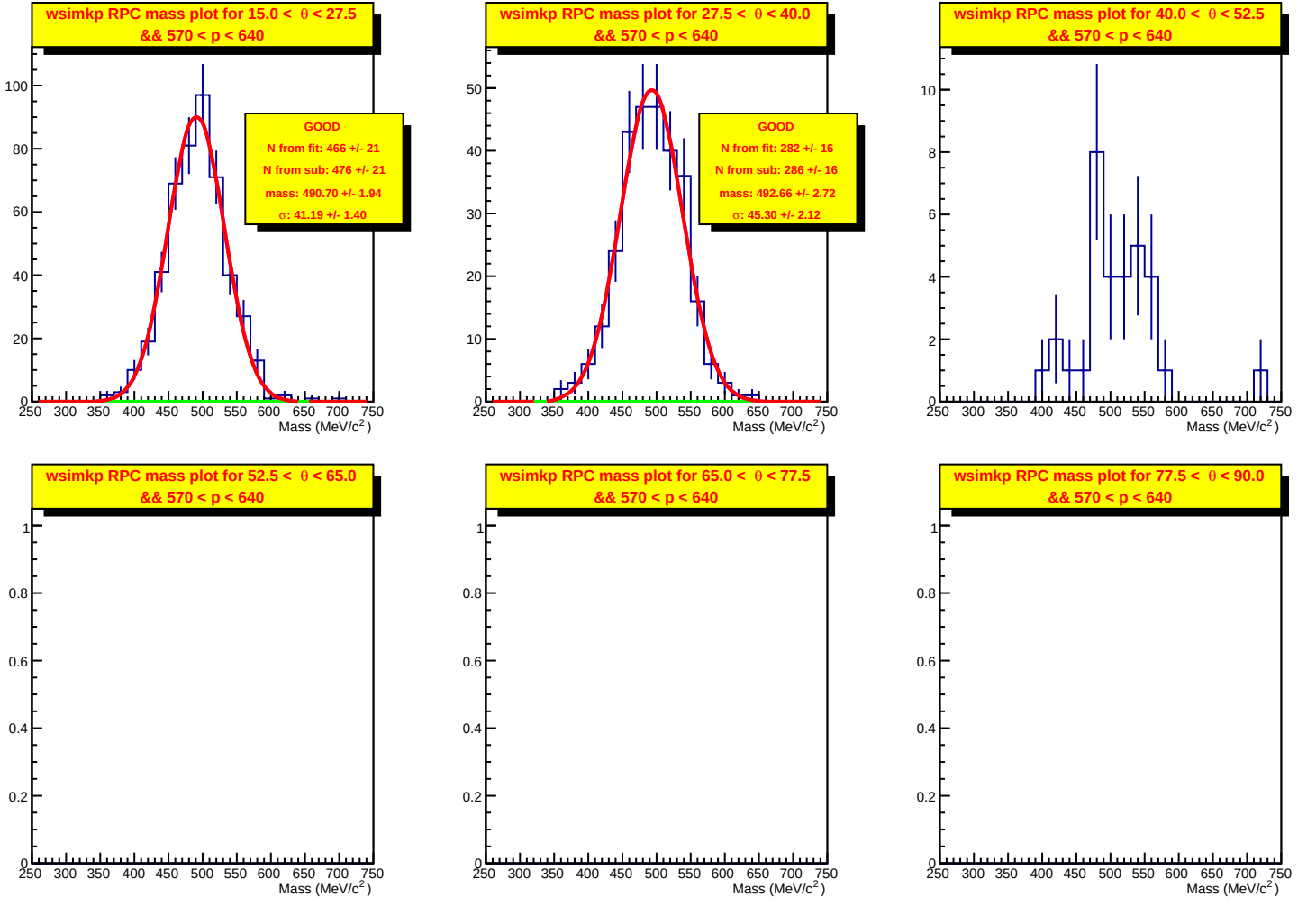
wsimkp RPC mass plot for 15.0 < θ < 27.5
&& 570 < p < 640
GOOD
N from fit: 466 +/- 21
N from sub: 476 +/- 21
mass: 490.70 +/- 1.94
σ: 41.19 +/- 1.40
Mass (MeV/c²)
wsimkp RPC mass plot for 27.5 < θ < 40.0
&& 570 < p < 640
GOOD
N from fit: 282 +/- 16
N from sub: 286 +/- 16
mass: 492.66 +/- 2.72
σ: 45.30 +/- 2.12
Mass (MeV/c²)
wsimkp RPC mass plot for 40.0 < θ < 52.5
&& 570 < p < 640
Mass (MeV/c²)
wsimkp RPC mass plot for 52.5 < θ < 65.0
&& 570 < p < 640
Mass (MeV/c²)
wsimkp RPC mass plot for 65.0 < θ < 77.5
&& 570 < p < 640
Mass (MeV/c²)
wsimkp RPC mass plot for 77.5 < θ < 90.0
&& 570 < p < 640
Mass (MeV/c²)

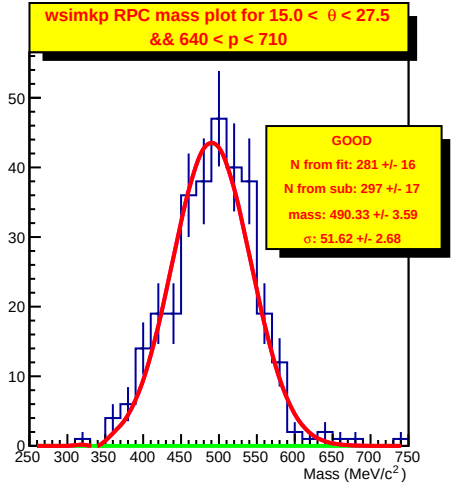
wsimkp RPC mass plot for 15.0 < θ < 27.5
&& 640 < p < 710
GOOD
N from fit: 281 +/- 16
N from sub: 297 +/- 17
mass: 490.33 +/- 3.59
σ: 51.62 +/- 2.68
Mass (MeV/c²)

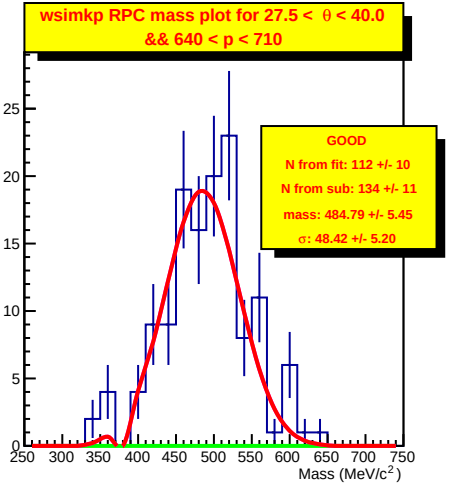
wsimkp RPC mass plot for 27.5 < θ < 40.0
&& 640 < p < 710
GOOD
N from fit: 112 +/- 10
N from sub: 134 +/- 11
mass: 484.79 +/- 5.45
σ: 48.42 +/- 5.20
Mass (MeV/c²)

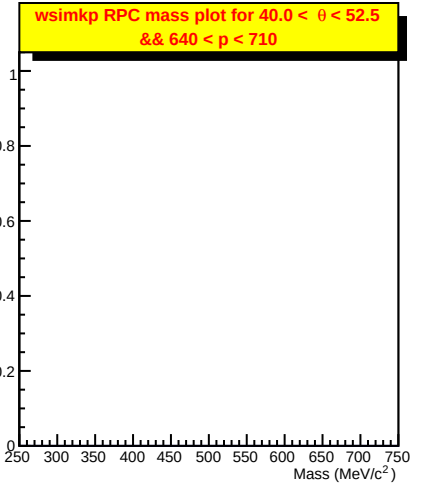
wsimkp RPC mass plot for 40.0 < θ < 52.5
&& 640 < p < 710
Mass (MeV/c²)

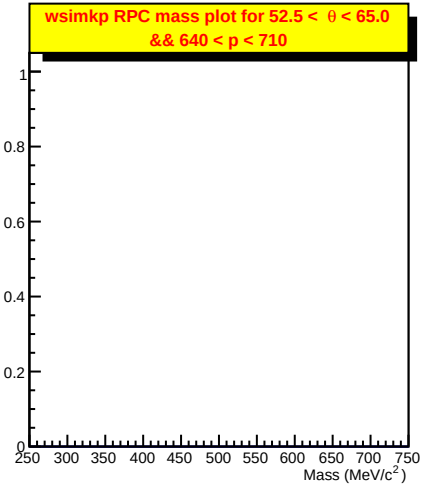
wsimkp RPC mass plot for 52.5 < θ < 65.0
&& 640 < p < 710
Mass (MeV/c²)

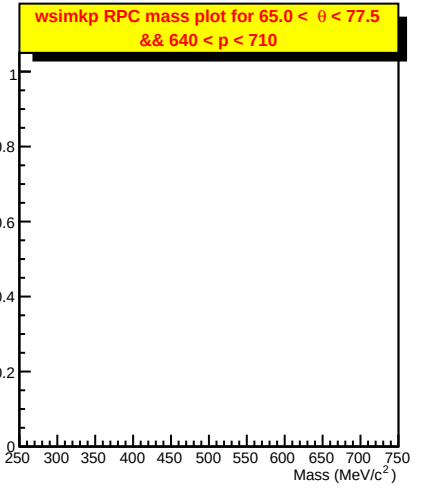
wsimkp RPC mass plot for 65.0 < θ < 77.5
&& 640 < p < 710
Mass (MeV/c²)

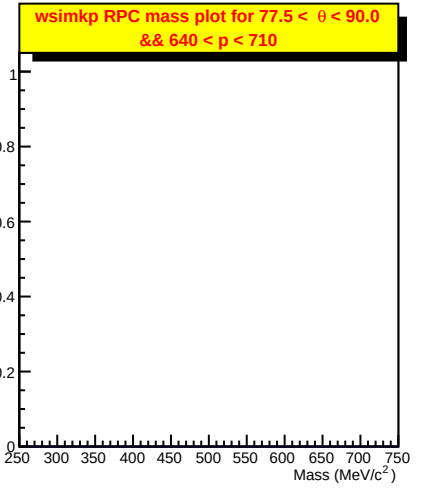
wsimkp RPC mass plot for 77.5 < θ < 90.0
&& 640 < p < 710
Mass (MeV/c²)

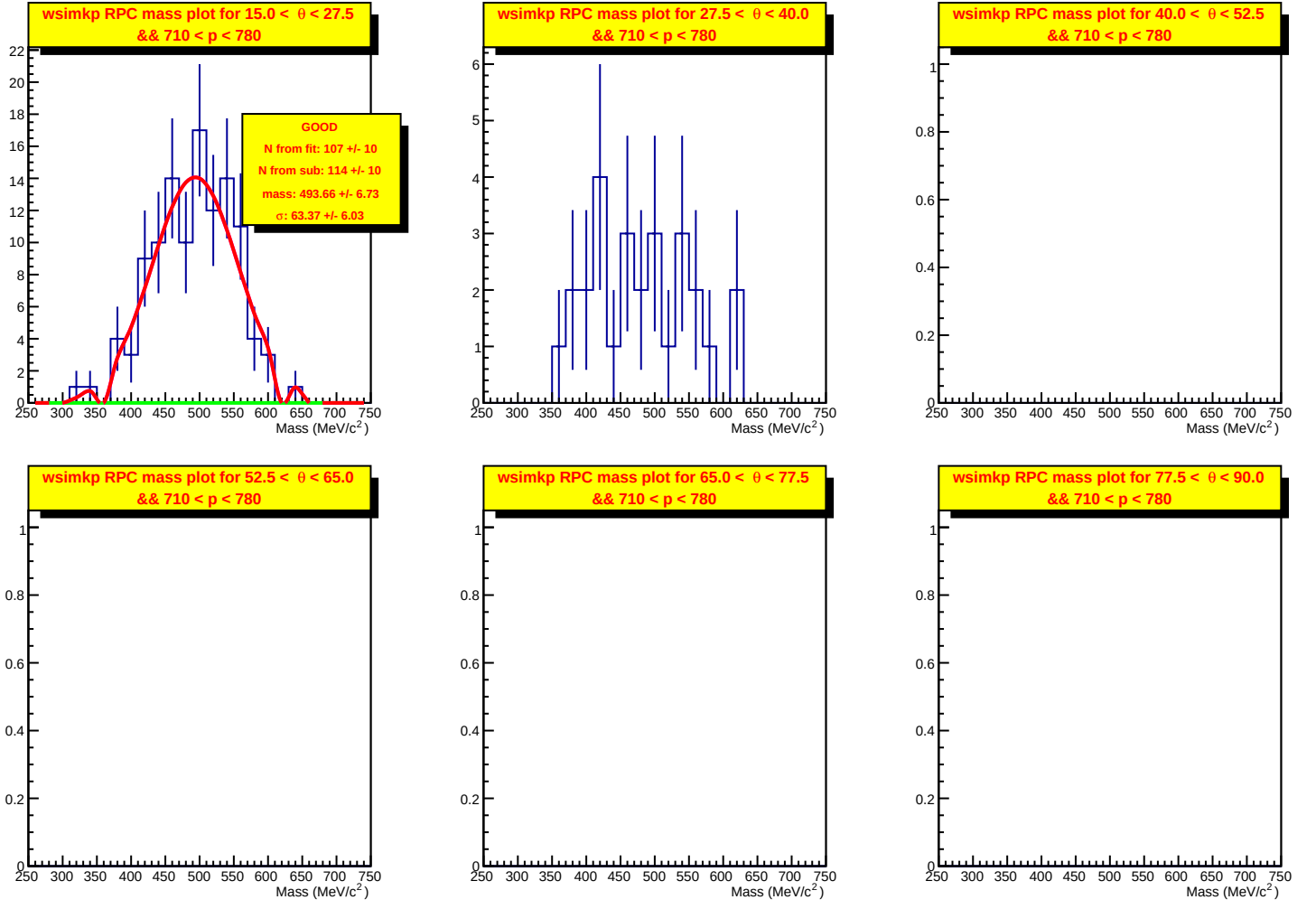
wsimkp RPC mass plot for 15.0 < θ < 27.5
&& 710 < p < 780
GOOD
N from fit: 107 +/- 10
N from sub: 114 +/- 10
mass: 493.66 +/- 6.73
σ: 63.37 +/- 6.03
Mass (MeV/c²)
wsimkp RPC mass plot for 27.5 < θ < 40.0
&& 710 < p < 780
Mass (MeV/c²)
wsimkp RPC mass plot for 40.0 < θ < 52.5
&& 710 < p < 780
Mass (MeV/c²)
wsimkp RPC mass plot for 52.5 < θ < 65.0
&& 710 < p < 780
Mass (MeV/c²)
wsimkp RPC mass plot for 65.0 < θ < 77.5
&& 710 < p < 780
Mass (MeV/c²)
wsimkp RPC mass plot for 77.5 < θ < 90.0
&& 710 < p < 780
Mass (MeV/c²)

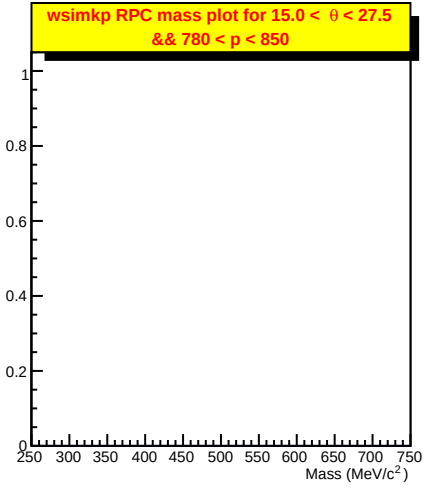
wsimkp RPC mass plot for 15.0 < θ < 27.5
&& 780 < p < 850
Mass (MeV/c²)

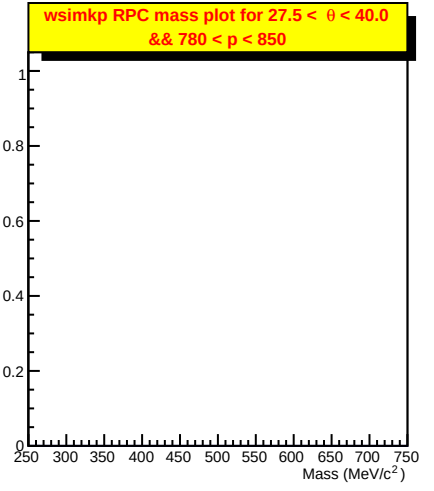
wsimkp RPC mass plot for 27.5 < θ < 40.0
&& 780 < p < 850
Mass (MeV/c²)

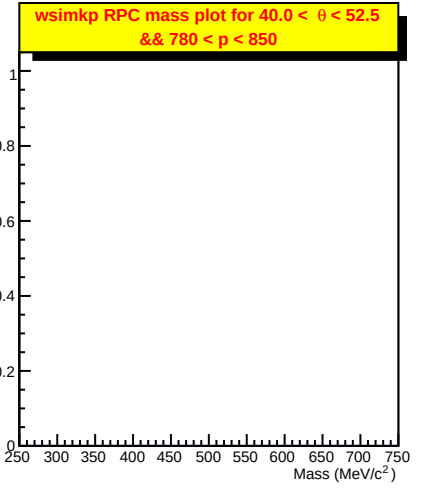
wsimkp RPC mass plot for 40.0 < θ < 52.5
&& 780 < p < 850
Mass (MeV/c²)

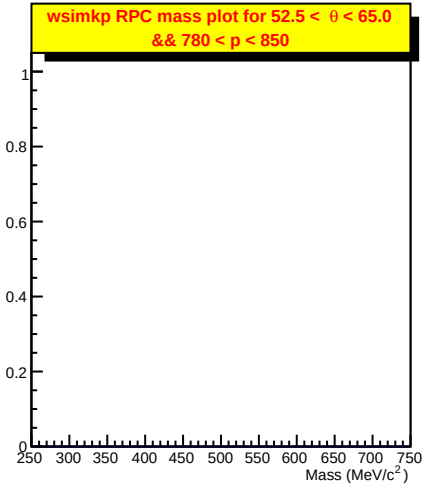
wsimkp RPC mass plot for 52.5 < θ < 65.0
&& 780 < p < 850
Mass (MeV/c²)

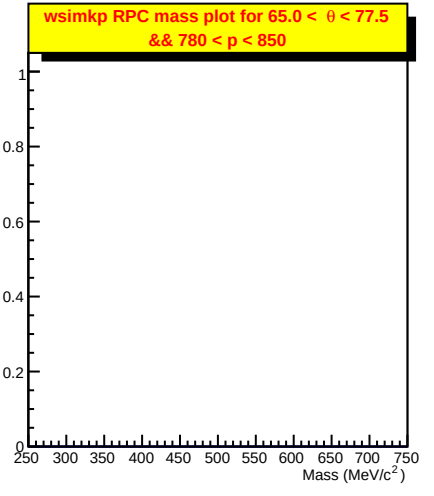
wsimkp RPC mass plot for 65.0 < θ < 77.5
&& 780 < p < 850
Mass (MeV/c²)

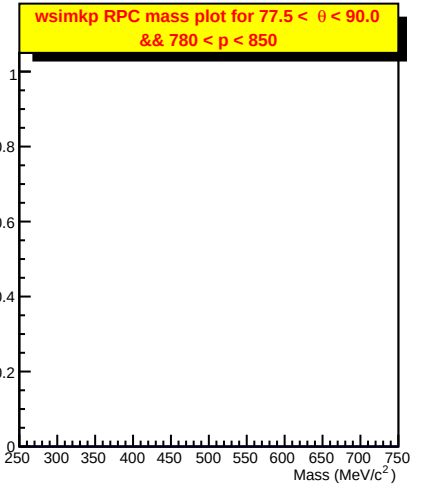
wsimkp RPC mass plot for 77.5 < θ < 90.0
&& 780 < p < 850
Mass (MeV/c²)

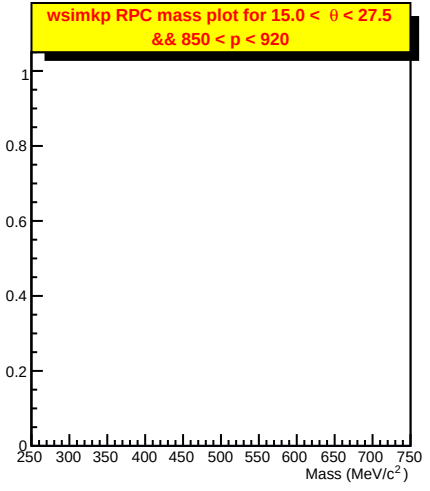
wsimkp RPC mass plot for 15.0 < θ < 27.5
&& 850 < p < 920
Mass (MeV/c²)

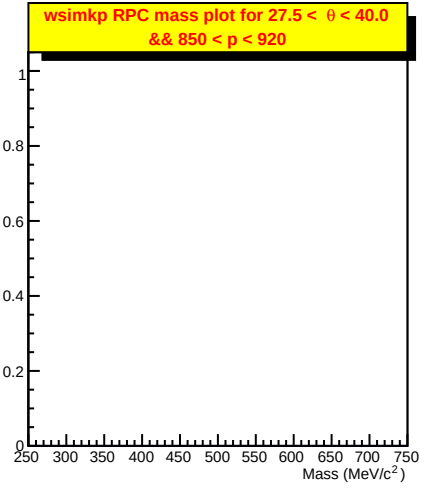
wsimkp RPC mass plot for 27.5 < θ < 40.0
&& 850 < p < 920
Mass (MeV/c²)

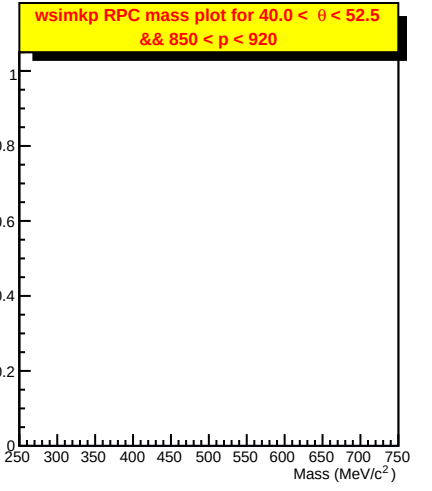
wsimkp RPC mass plot for 40.0 < θ < 52.5
&& 850 < p < 920
Mass (MeV/c²)

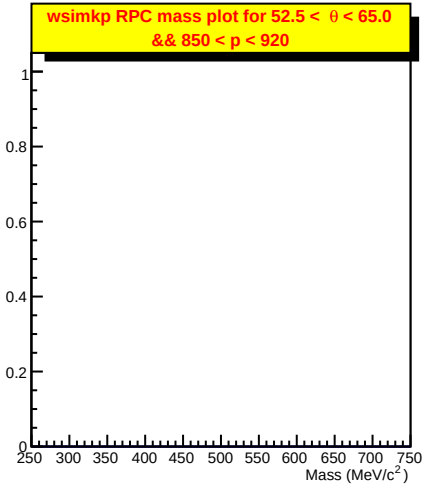
wsimkp RPC mass plot for 52.5 < θ < 65.0
&& 850 < p < 920
Mass (MeV/c²)

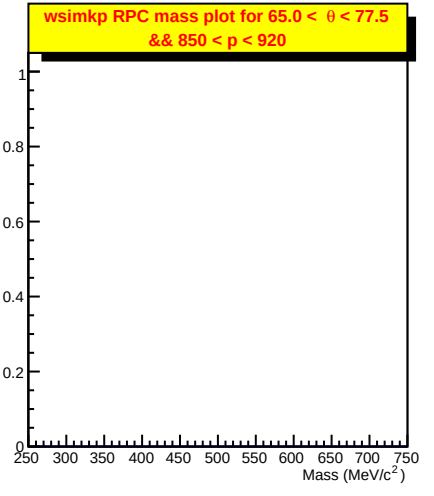
wsimkp RPC mass plot for 65.0 < θ < 77.5
&& 850 < p < 920
Mass (MeV/c²)

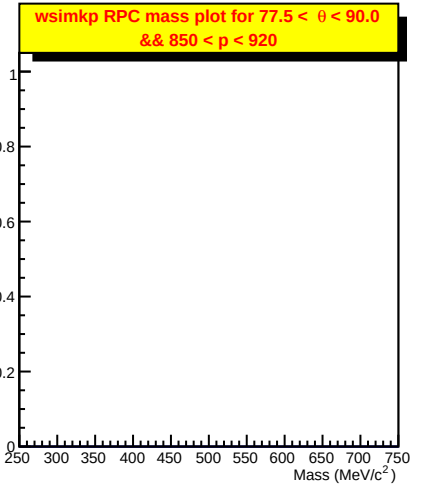
wsimkp RPC mass plot for 77.5 < θ < 90.0
&& 850 < p < 920
Mass (MeV/c²)

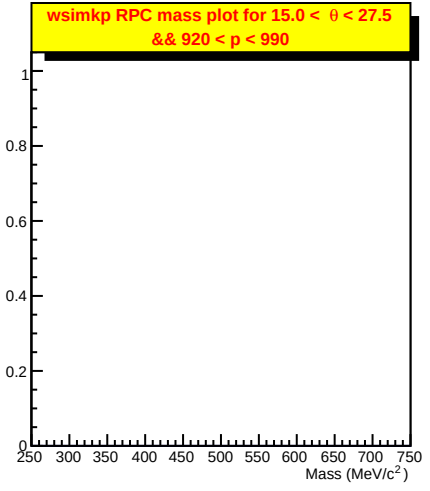
wsimkp RPC mass plot for 15.0 < θ < 27.5
&& 920 < p < 990
Mass (MeV/c²)

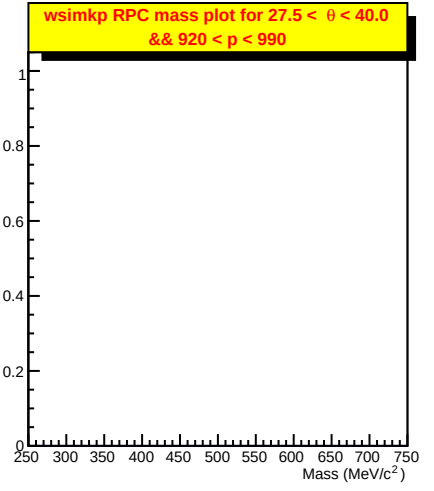
wsimkp RPC mass plot for 27.5 < θ < 40.0
&& 920 < p < 990
Mass (MeV/c²)

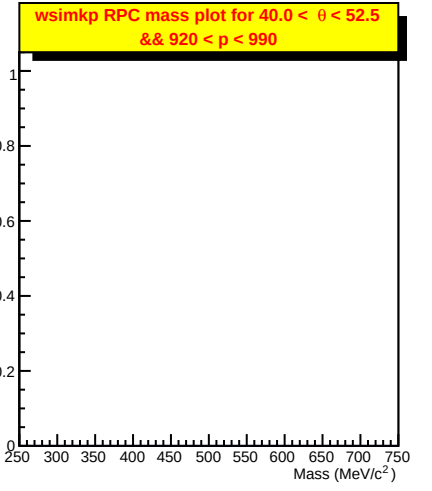
wsimkp RPC mass plot for 40.0 < θ < 52.5
&& 920 < p < 990
Mass (MeV/c²)

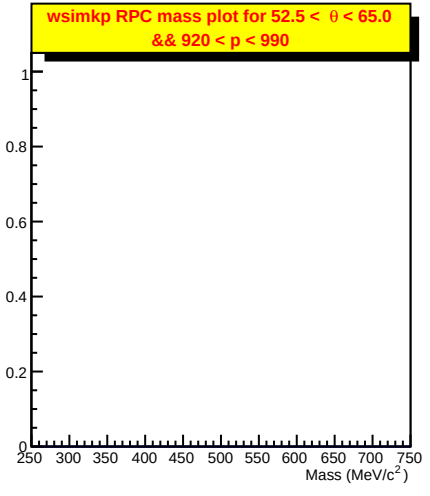
wsimkp RPC mass plot for 52.5 < θ < 65.0
&& 920 < p < 990
Mass (MeV/c²)

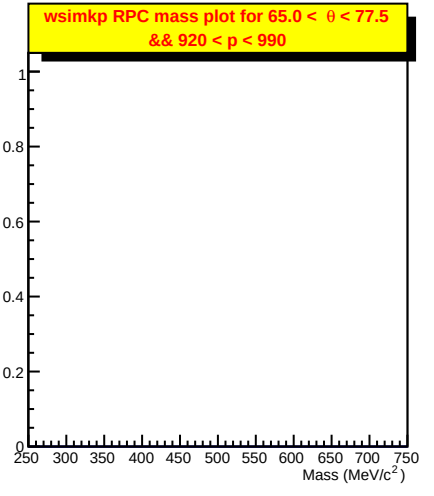
wsimkp RPC mass plot for 65.0 < θ < 77.5
&& 920 < p < 990
Mass (MeV/c²)

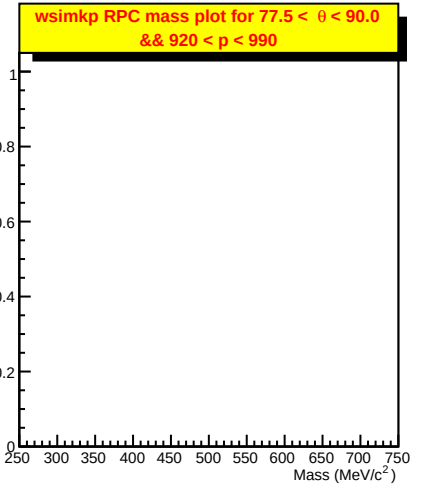
wsimkp RPC mass plot for 77.5 < θ < 90.0
&& 920 < p < 990
Mass (MeV/c²)

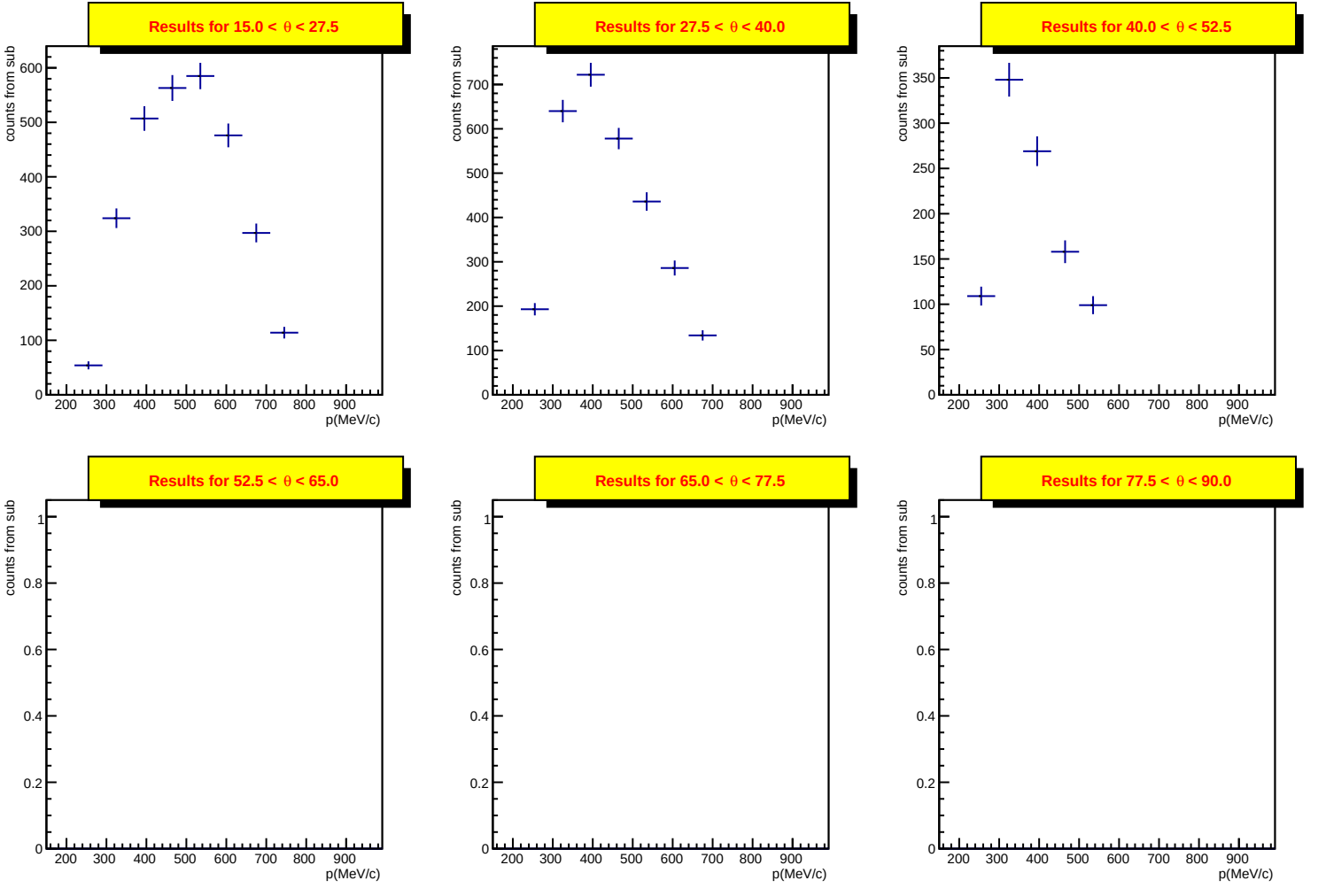
Results for 15.0 < θ < 27.5
Results for 27.5 < θ < 40.0
Results for 40.0 < θ < 52.5
Results for 52.5 < θ < 65.0
Results for 65.0 < θ < 77.5
Results for 77.5 < θ < 90.0
counts from sub
p(MeV/c)

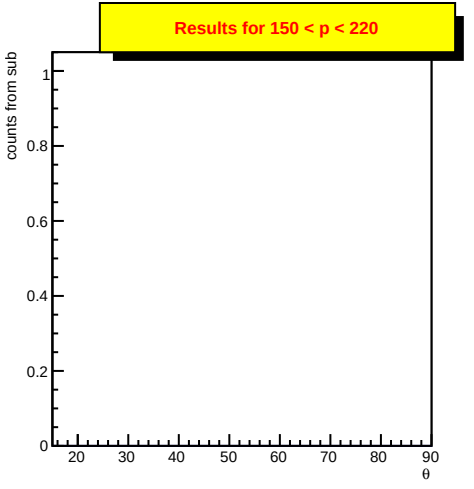
Results for 150 < p < 220
counts from sub
θ

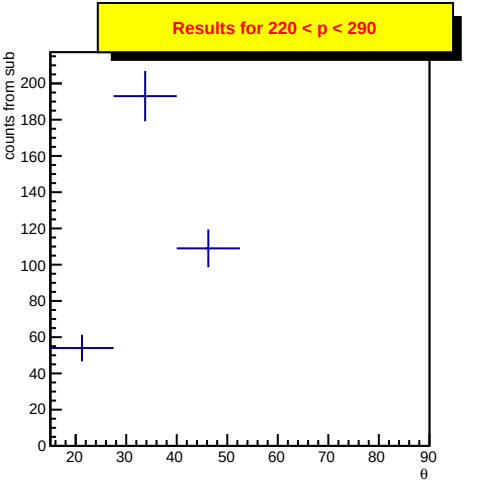
Results for 220 < p < 290
counts from sub
θ

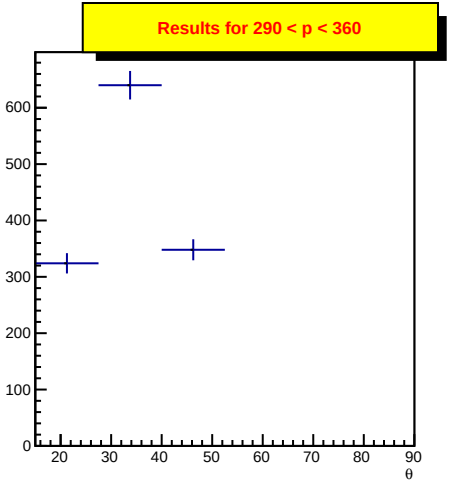
Results for 290 < p < 360
counts from sub
θ

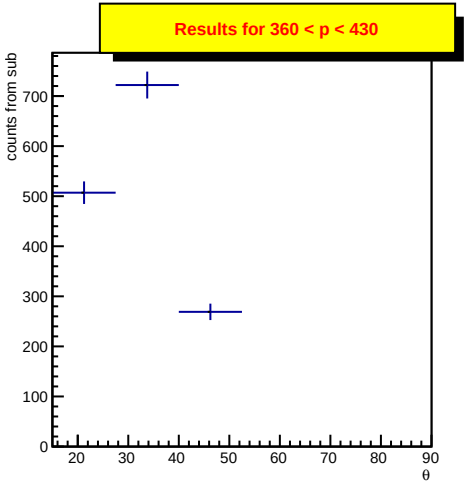
Results for 360 < p < 430
counts from sub
θ

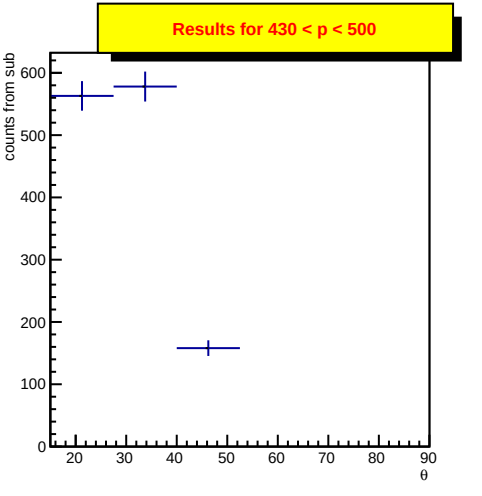
Results for 430 < p < 500
counts from sub
θ

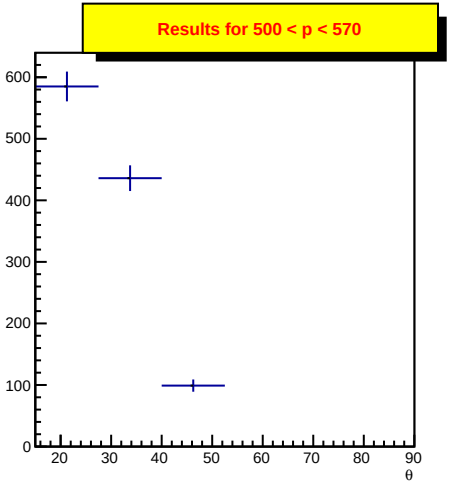
Results for 500 < p < 570
counts from sub
θ

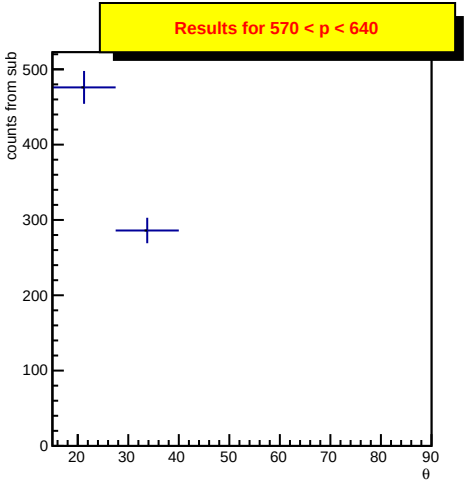
Results for 570 < p < 640
counts from sub
θ

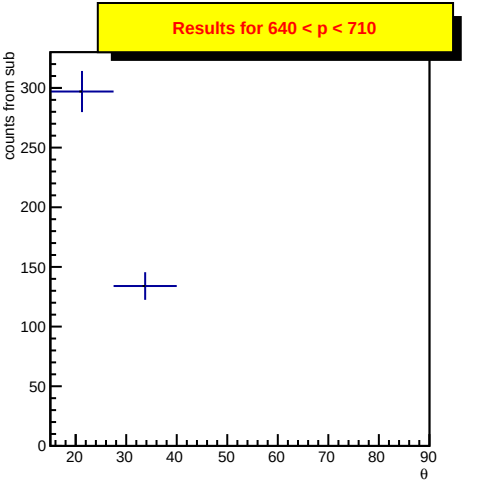
Results for 640 < p < 710
counts from sub
θ

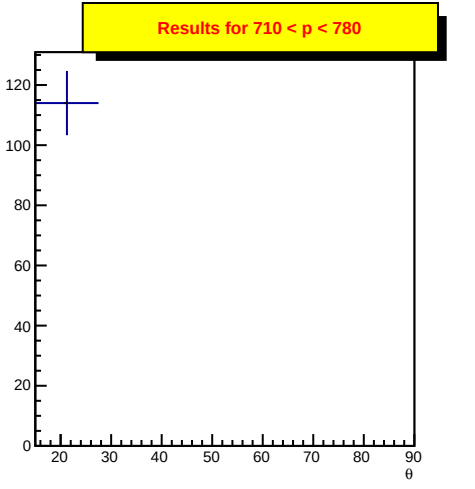
Results for 710 < p < 780
counts from sub
θ

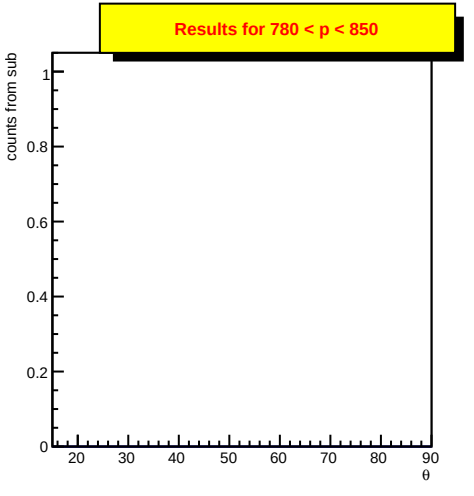
Results for 780 < p < 850
counts from sub
θ

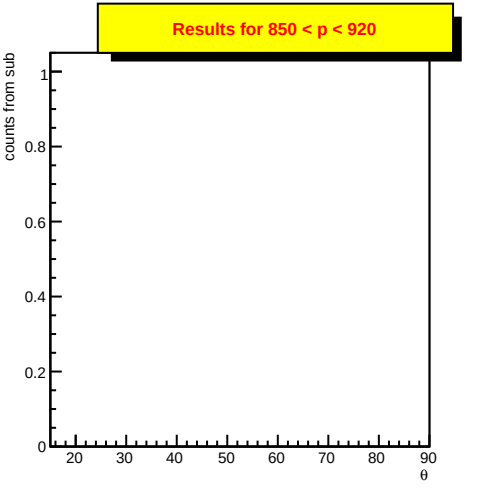
Results for 850 < p < 920
counts from sub
θ

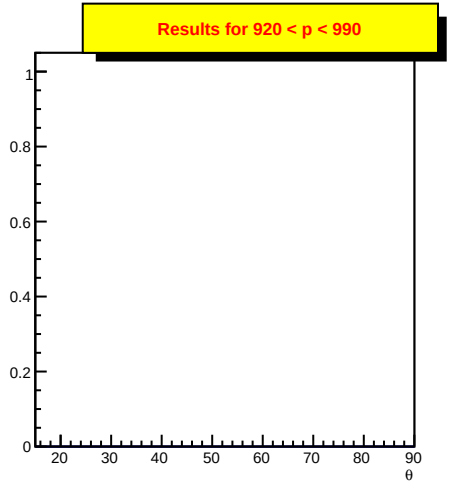
Results for 920 < p < 990
counts from sub
θ

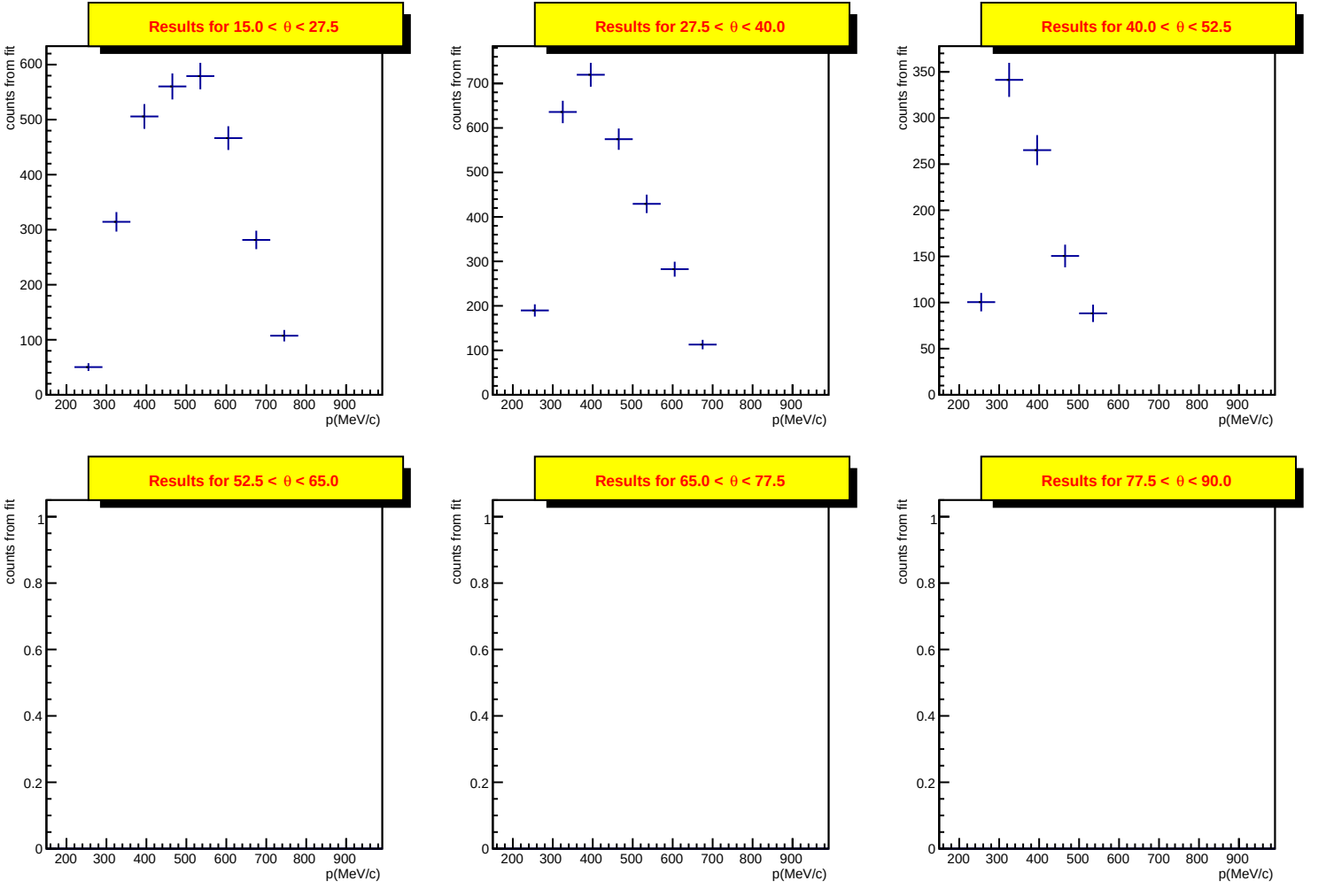
Results for 15.0 < θ < 27.5
Results for 27.5 < θ < 40.0
Results for 40.0 < θ < 52.5
Results for 52.5 < θ < 65.0
Results for 65.0 < θ < 77.5
Results for 77.5 < θ < 90.0
counts from fit
p(MeV/c)

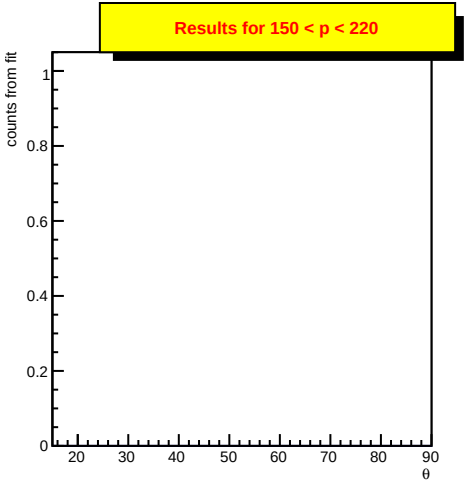
Results for 150 < p < 220
counts from fit
θ

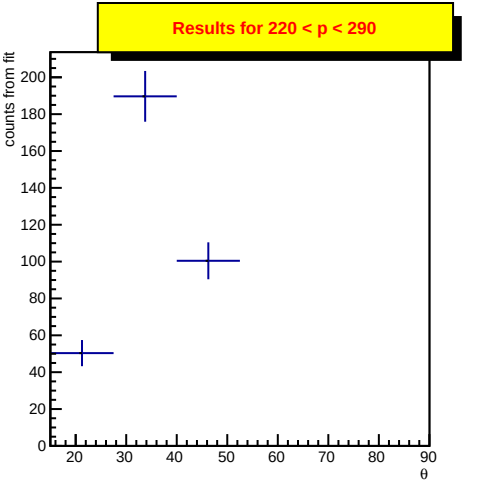
Results for 220 < p < 290
counts from fit
θ

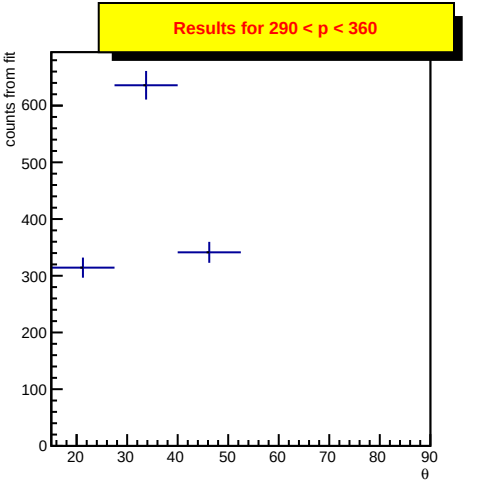
Results for 290 < p < 360
counts from fit
θ

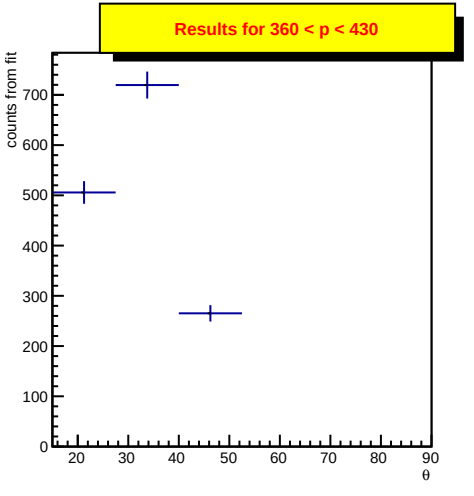
Results for 360 < p < 430
counts from fit
θ

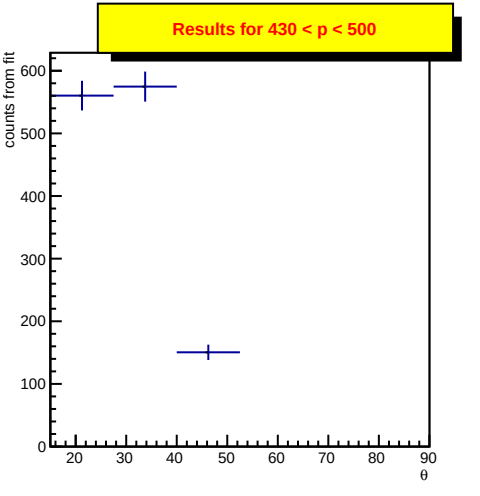
Results for 430 < p < 500
counts from fit
θ

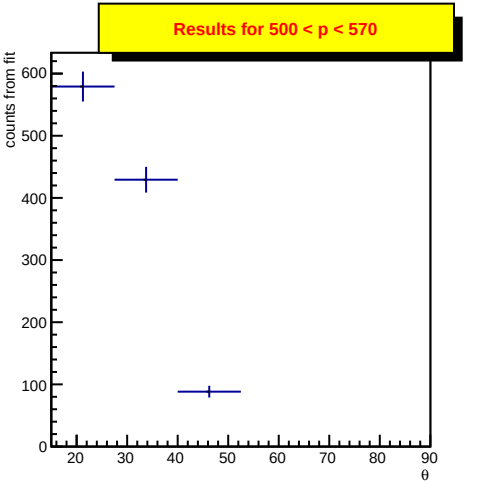
Results for 500 < p < 570
counts from fit
θ

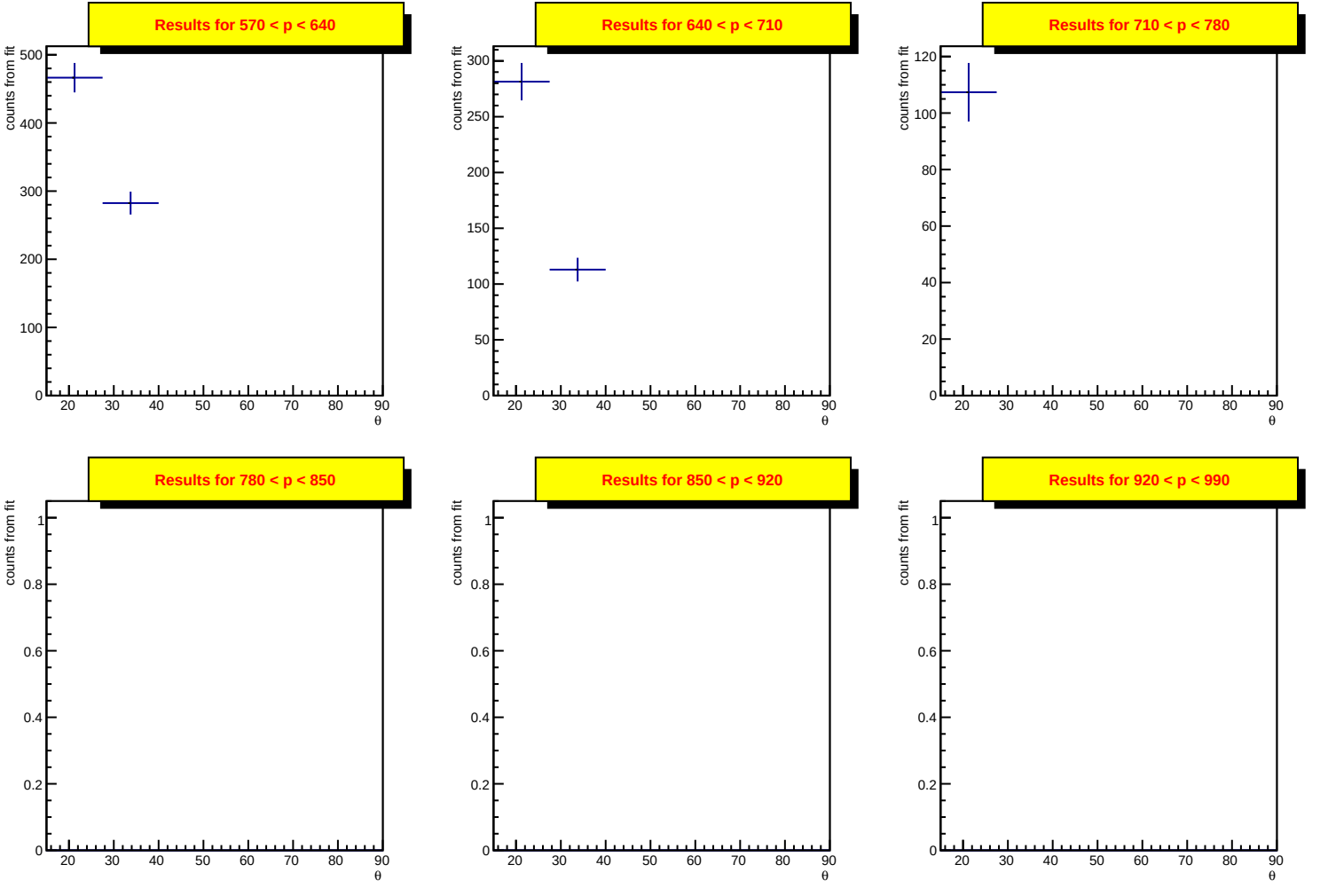
Results for 570 < p < 640
Results for 640 < p < 710
Results for 710 < p < 780
Results for 780 < p < 850
Results for 850 < p < 920
Results for 920 < p < 990
counts from fit
θ

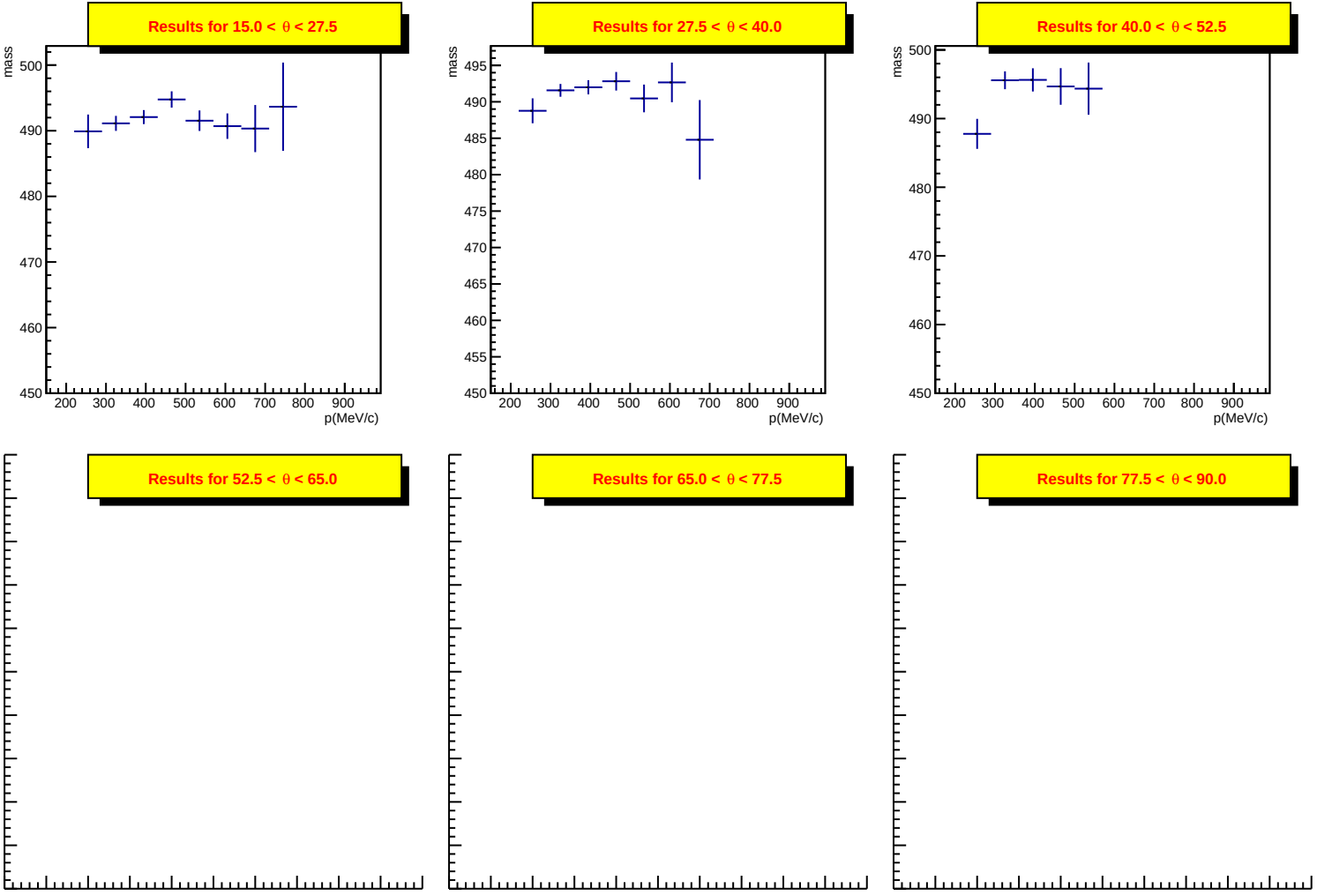
Results for 15.0 < θ < 27.5
Results for 27.5 < θ < 40.0
Results for 40.0 < θ < 52.5
Results for 52.5 < θ < 65.0
Results for 65.0 < θ < 77.5
Results for 77.5 < θ < 90.0
mass
p(MeV/c)

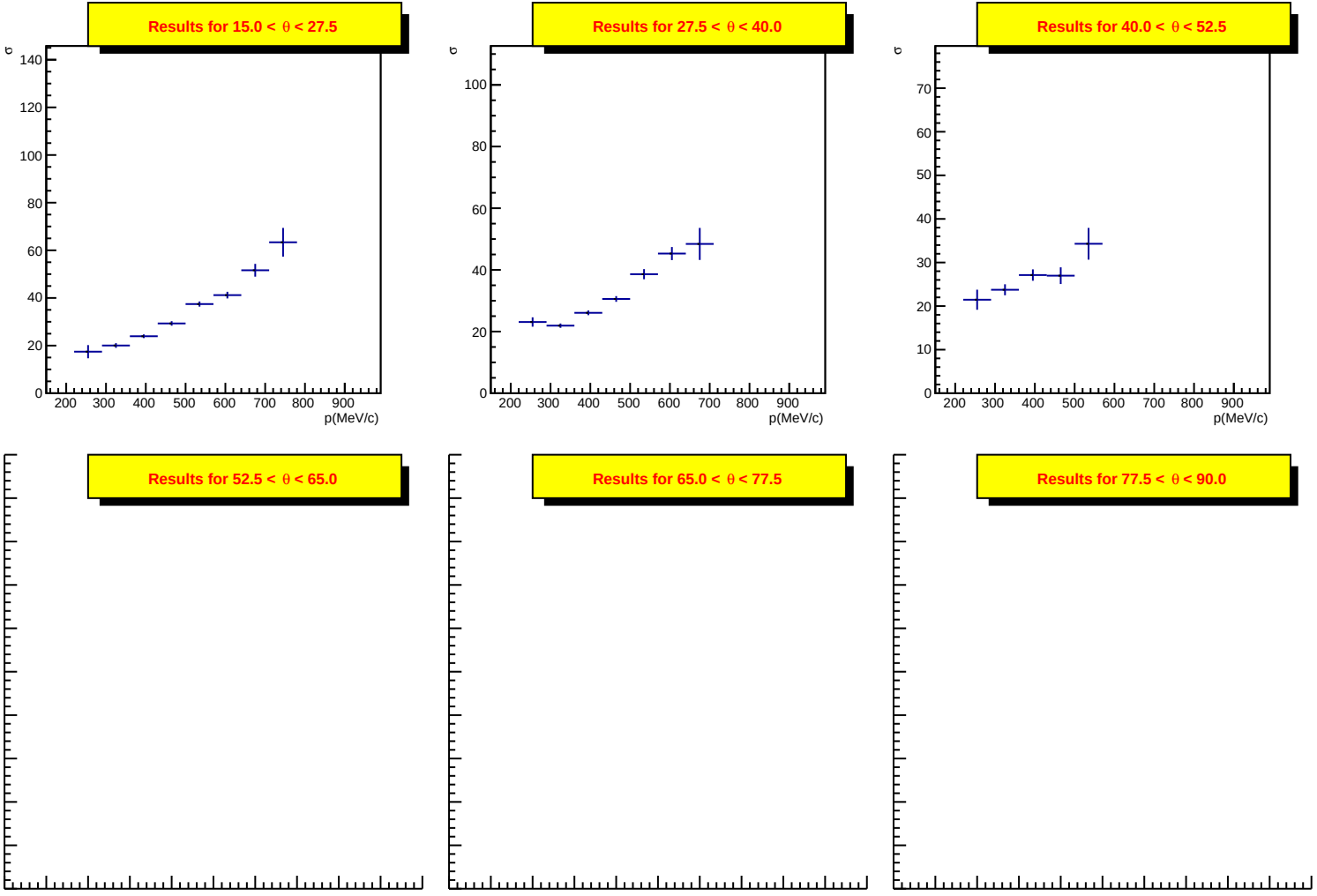
Results for 15.0 < θ < 27.5
Results for 27.5 < θ < 40.0
Results for 40.0 < θ < 52.5
Results for 52.5 < θ < 65.0
Results for 65.0 < θ < 77.5
Results for 77.5 < θ < 90.0
σ
p(MeV/c)

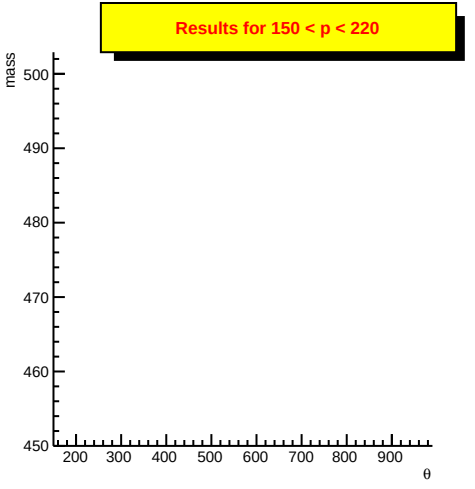
Results for 150 < p < 220
mass
500
490
480
470
460
450
200
300
400
500
600
700
800
900
θ

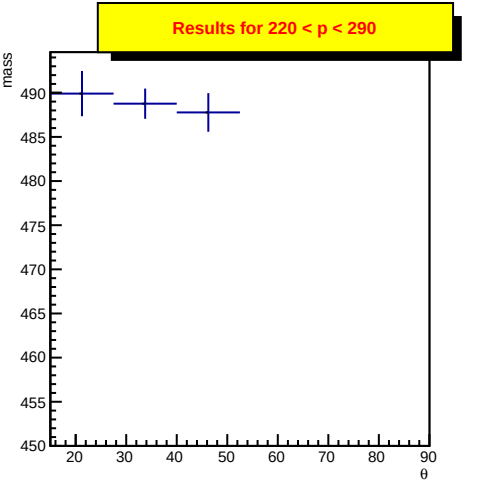
Results for 220 < p < 290
mass
490
485
480
475
470
465
460
455
450
20
30
40
50
60
70
80
90
θ

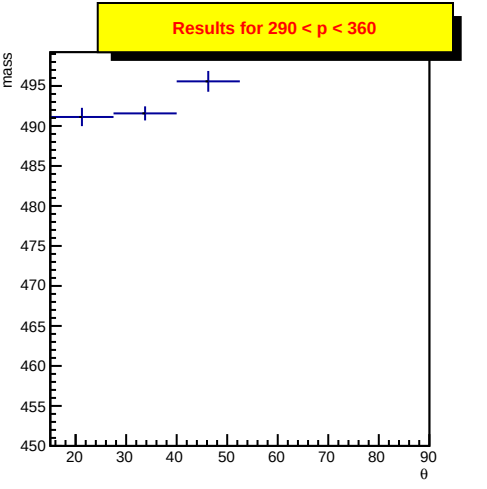
Results for 290 < p < 360
mass
495
490
485
480
475
470
465
460
455
450
20
30
40
50
60
70
80
90
θ

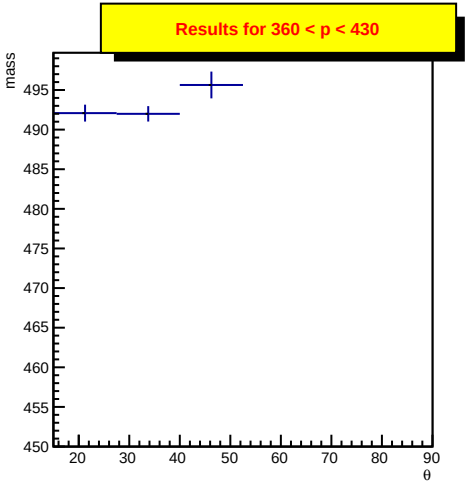
Results for 360 < p < 430
mass
495
490
485
480
475
470
465
460
455
450
20
30
40
50
60
70
80
90
θ

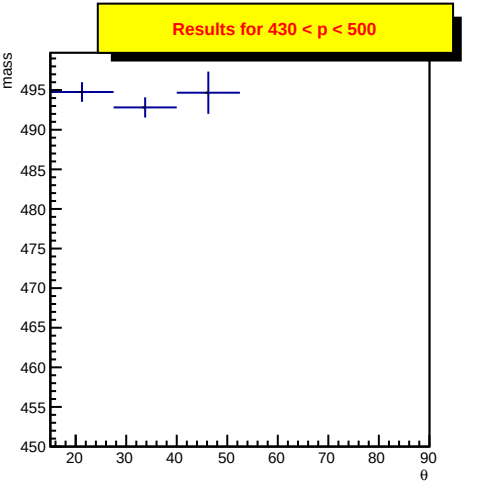
Results for 430 < p < 500
mass
495
490
485
480
475
470
465
460
455
450
20
30
40
50
60
70
80
90
θ

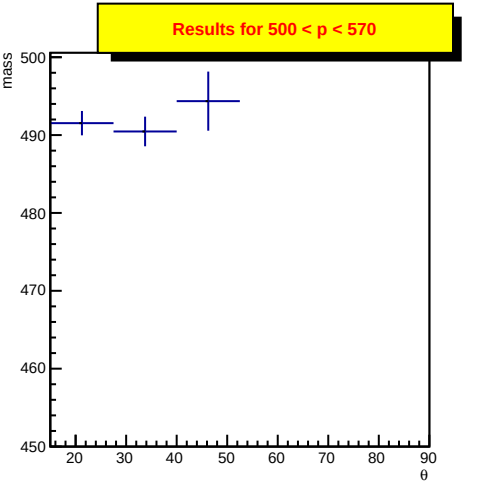
Results for 500 < p < 570
mass
500
490
480
470
460
450
20
30
40
50
60
70
80
90
θ

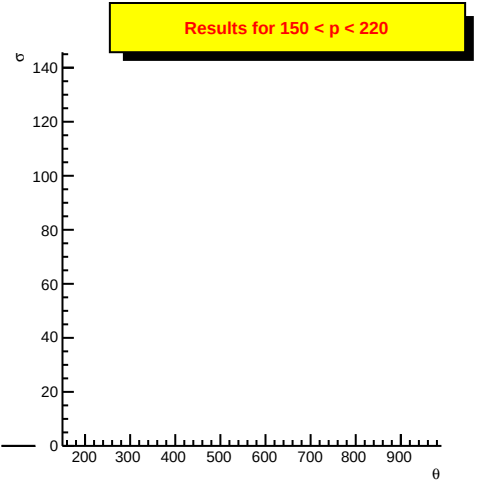
Results for 150 < p < 220
σ
θ

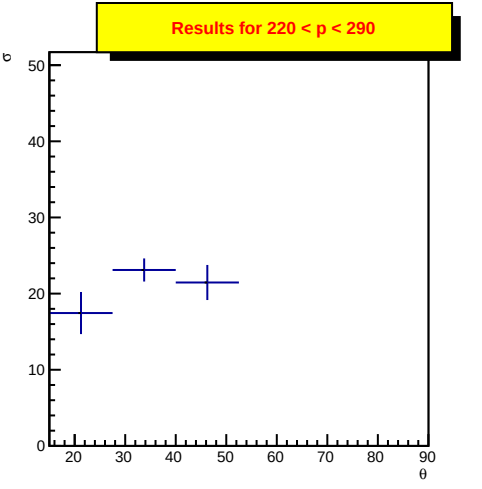
Results for 220 < p < 290
σ
θ

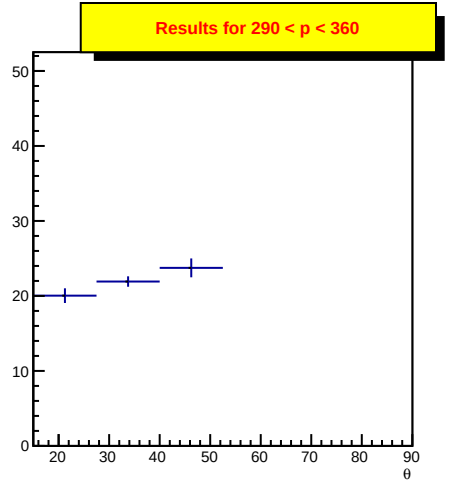
Results for 290 < p < 360
σ
θ

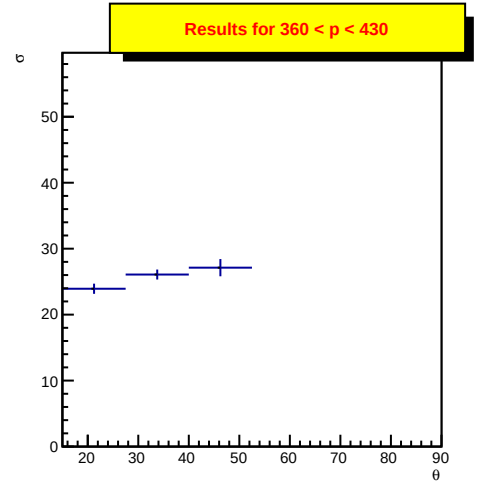
Results for 360 < p < 430
σ
θ

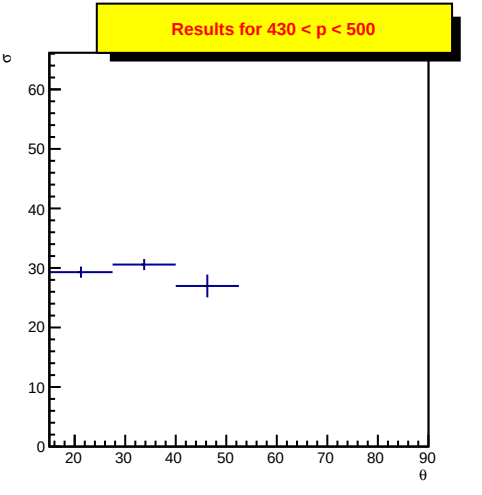
Results for 430 < p < 500
σ
θ

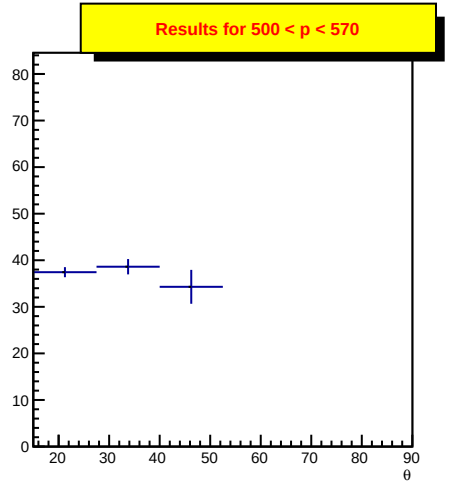
Results for 500 < p < 570
σ
θ

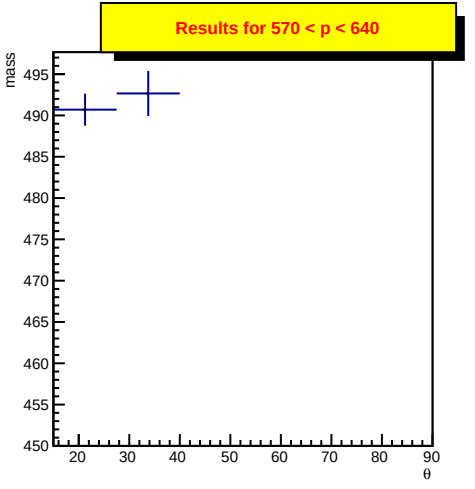
Results for 570 < p < 640
mass
495
490
485
480
475
470
465
460
455
450
20
30
40
50
60
70
80
90
θ

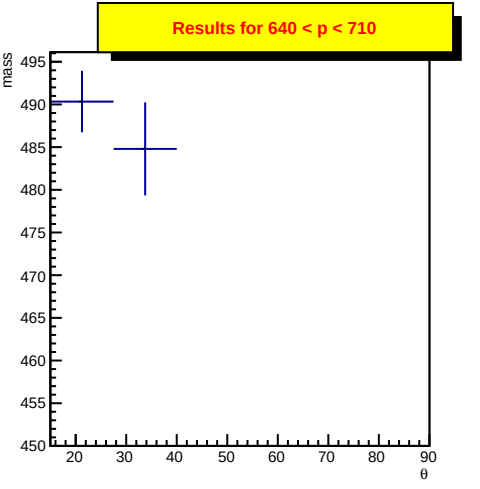
Results for 640 < p < 710
mass
495
490
485
480
475
470
465
460
455
450
20
30
40
50
60
70
80
90
θ

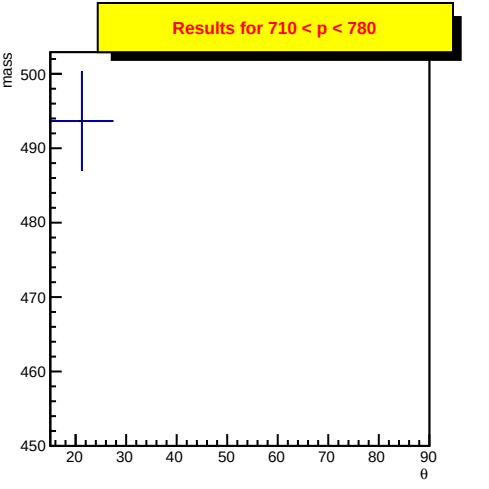
Results for 710 < p < 780
mass
500
490
480
470
460
450
20
30
40
50
60
70
80
90
θ

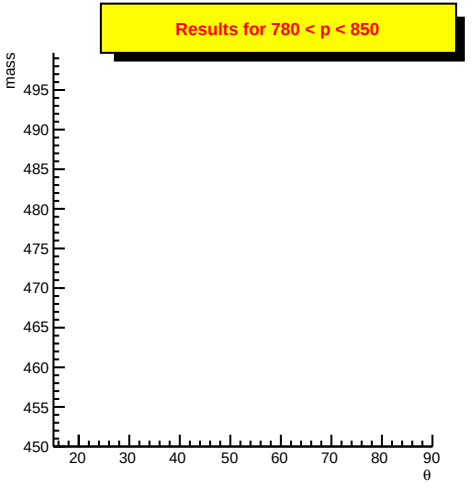
Results for 780 < p < 850
mass
495
490
485
480
475
470
465
460
455
450
20
30
40
50
60
70
80
90
θ

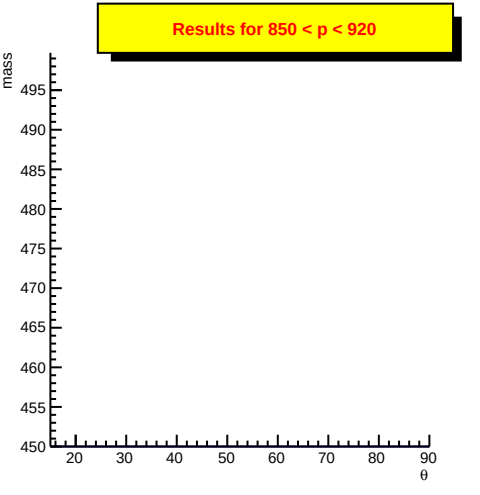
Results for 850 < p < 920
mass
495
490
485
480
475
470
465
460
455
450
20
30
40
50
60
70
80
90
θ

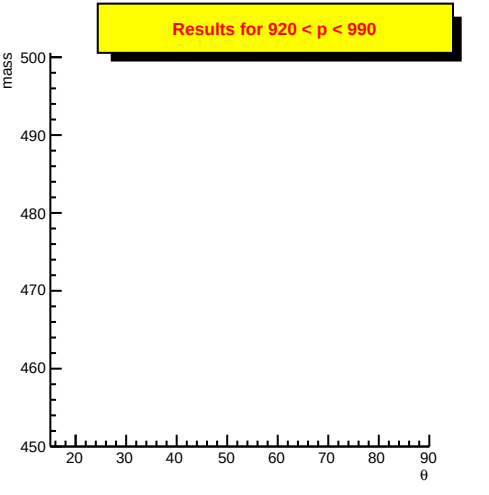
Results for 920 < p < 990
mass
500
490
480
470
460
450
20
30
40
50
60
70
80
90
θ

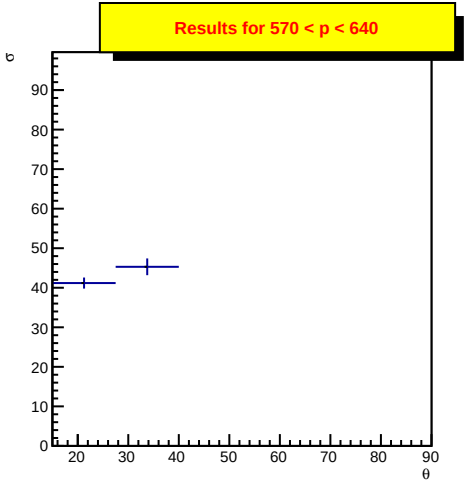
Results for 570 < p < 640
σ
θ

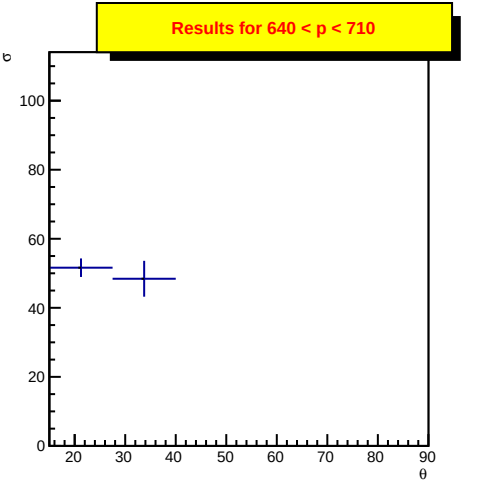
Results for 640 < p < 710
σ
θ

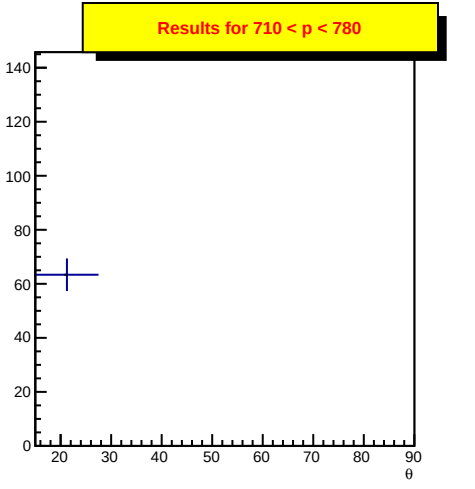
Results for 710 < p < 780
σ
θ

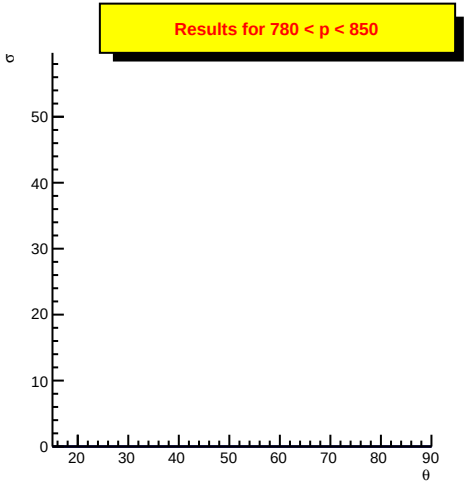
Results for 780 < p < 850
σ
θ

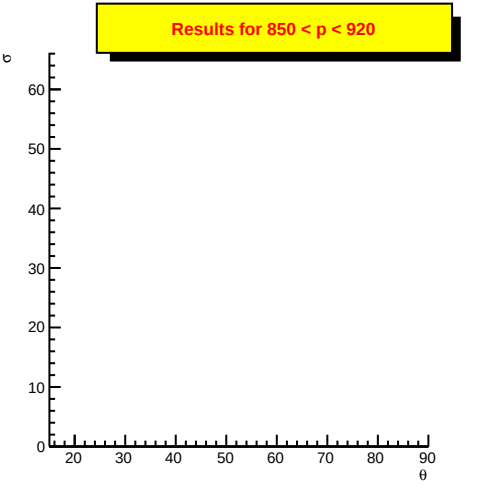
Results for 850 < p < 920
σ
θ

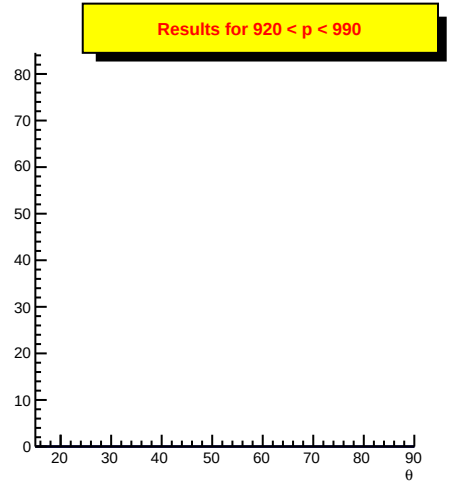
Results for 920 < p < 990
σ
θ

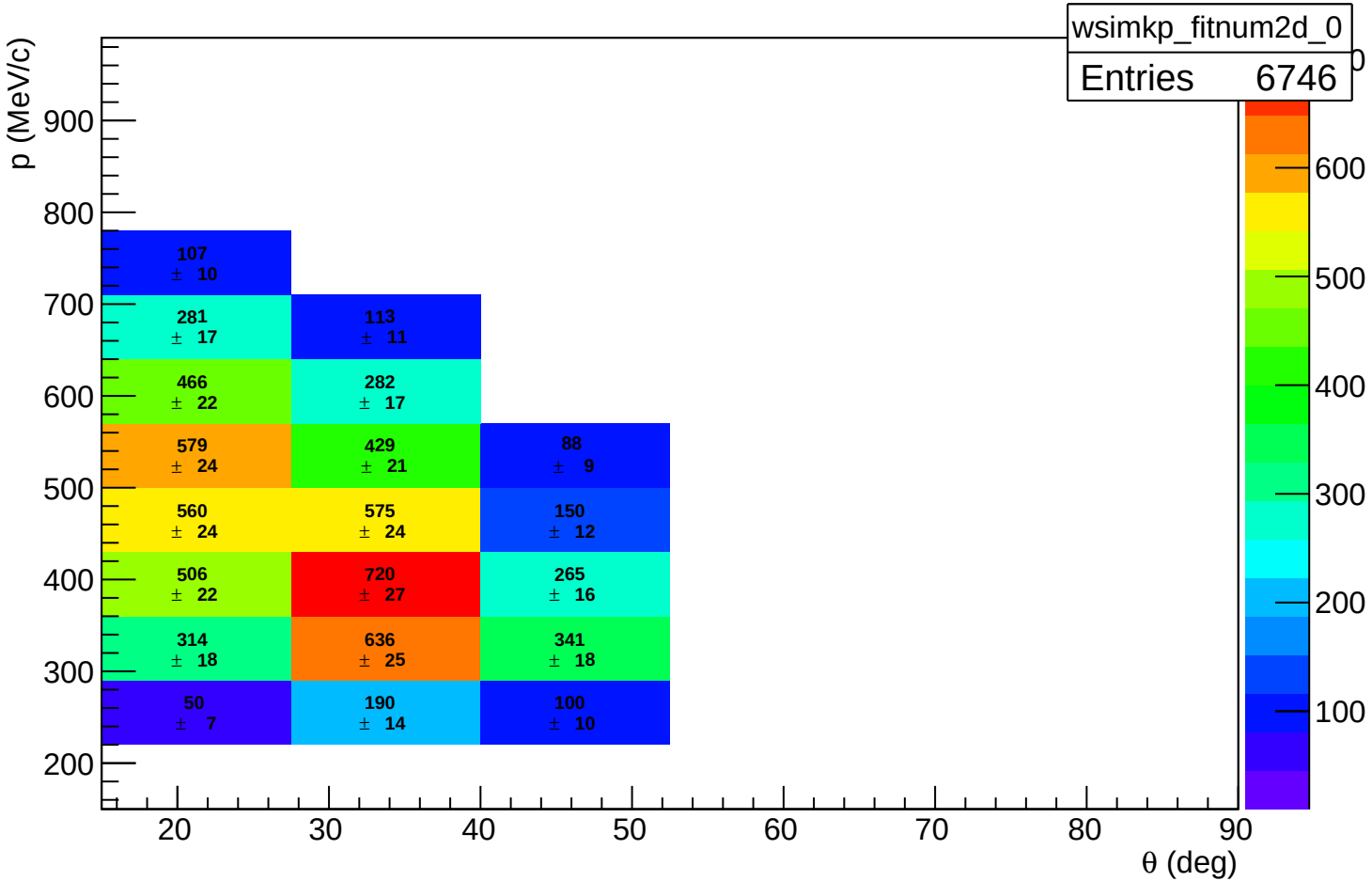
wsimkp_fitnum2d_0
Entries 6746
p (MeV/c)
θ (deg)
107 ± 10
281 ± 17
113 ± 11
466 ± 22
282 ± 17
579 ± 24
429 ± 21
88 ± 9
560 ± 24
575 ± 24
150 ± 12
506 ± 22
720 ± 27
265 ± 16
314 ± 18
636 ± 25
341 ± 18
50 ± 7
190 ± 14
100 ± 10

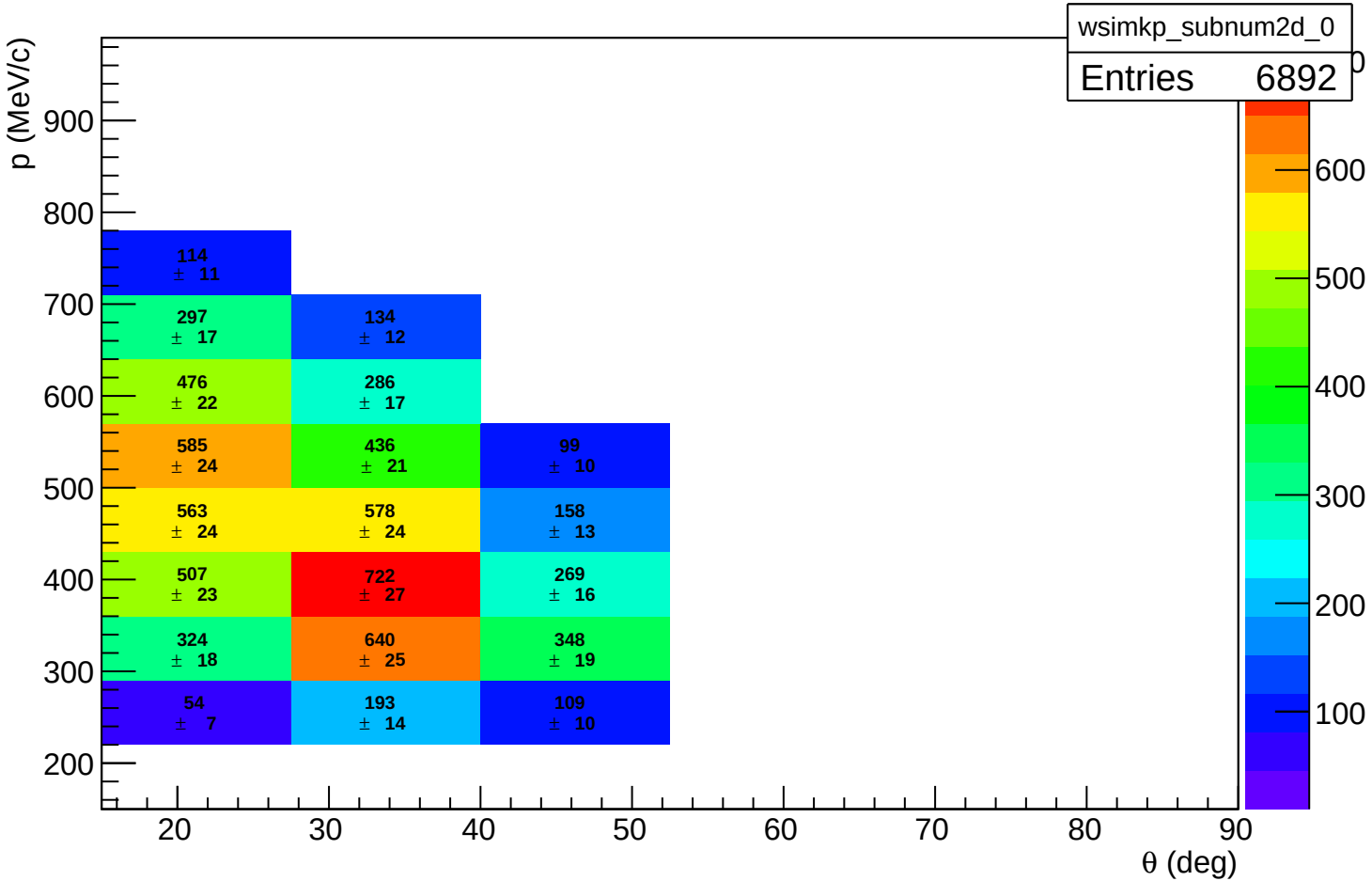
wsimkp_subnum2d_0
Entries 6892
p (MeV/c)
θ (deg)
114 ± 11
297 ± 17
134 ± 12
476 ± 22
286 ± 17
585 ± 24
436 ± 21
99 ± 10
563 ± 24
578 ± 24
158 ± 13
507 ± 23
722 ± 27
269 ± 16
324 ± 18
640 ± 25
348 ± 19
54 ± 7
193 ± 14
109 ± 10

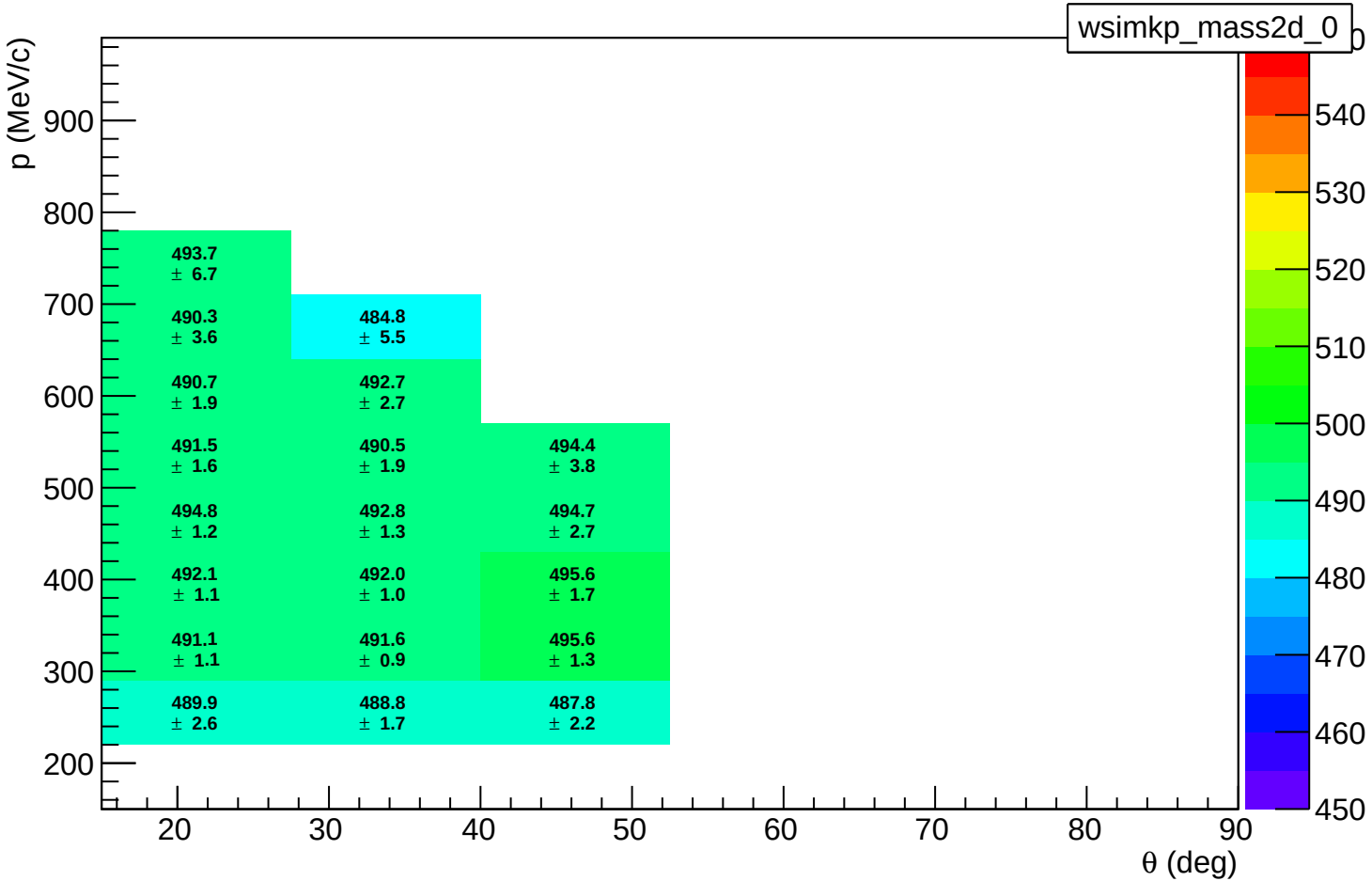
wsimkp_mass2d_0
p (MeV/c)
θ (deg)
493.7 ± 6.7
490.3 ± 3.6
490.7 ± 1.9
491.5 ± 1.6
494.8 ± 1.2
492.1 ± 1.1
491.1 ± 1.1
489.9 ± 2.6
484.8 ± 5.5
492.7 ± 2.7
490.5 ± 1.9
492.8 ± 1.3
492.0 ± 1.0
491.6 ± 0.9
488.8 ± 1.7
494.4 ± 3.8
494.7 ± 2.7
495.6 ± 1.7
495.6 ± 1.3
487.8 ± 2.2

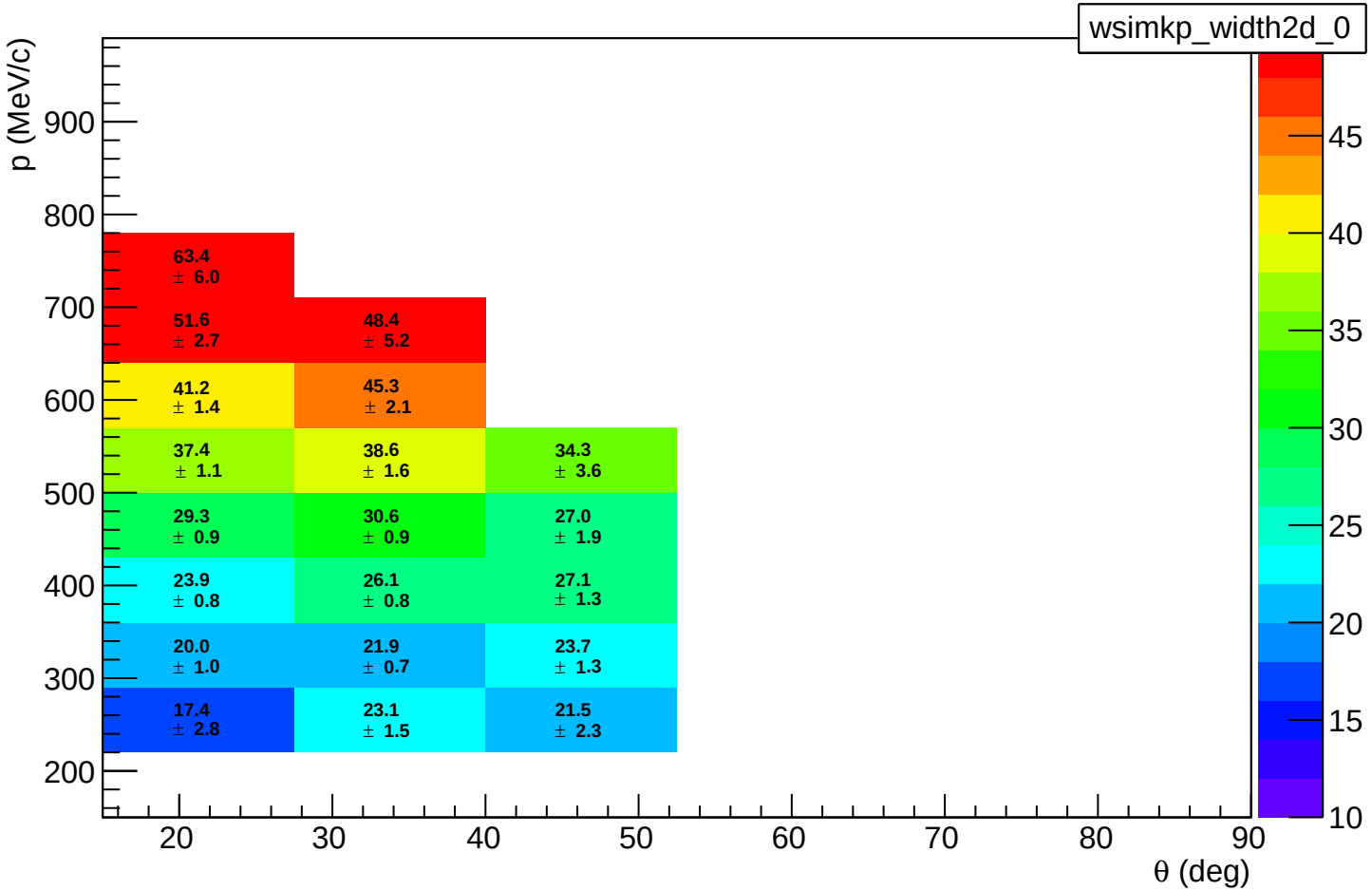
wsimkp_width2d_0
p (MeV/c)
θ (deg)
63.4 ± 6.0
51.6 ± 2.7
48.4 ± 5.2
41.2 ± 1.4
45.3 ± 2.1
37.4 ± 1.1
38.6 ± 1.6
34.3 ± 3.6
29.3 ± 0.9
30.6 ± 0.9
27.0 ± 1.9
23.9 ± 0.8
26.1 ± 0.8
27.1 ± 1.3
20.0 ± 1.0
21.9 ± 0.7
23.7 ± 1.3
17.4 ± 2.8
23.1 ± 1.5
21.5 ± 2.3

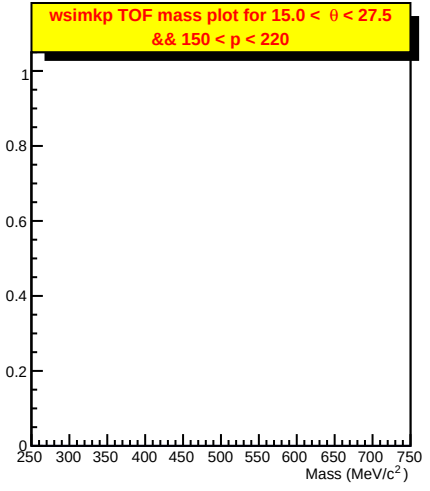
wsimkp TOF mass plot for 15.0 < θ < 27.5
&& 150 < p < 220
Mass (MeV/c²)

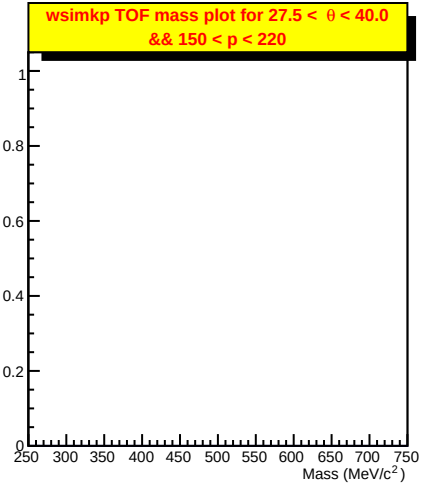
wsimkp TOF mass plot for 27.5 < θ < 40.0
&& 150 < p < 220
Mass (MeV/c²)

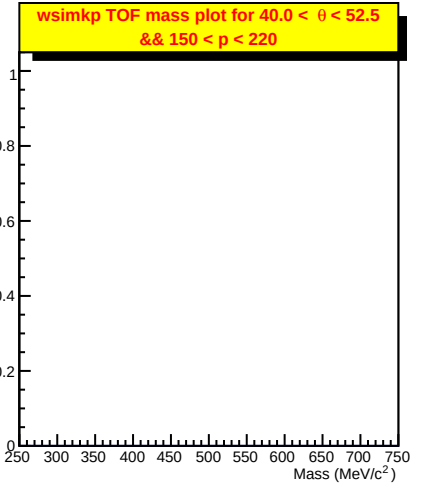
wsimkp TOF mass plot for 40.0 < θ < 52.5
&& 150 < p < 220
Mass (MeV/c²)

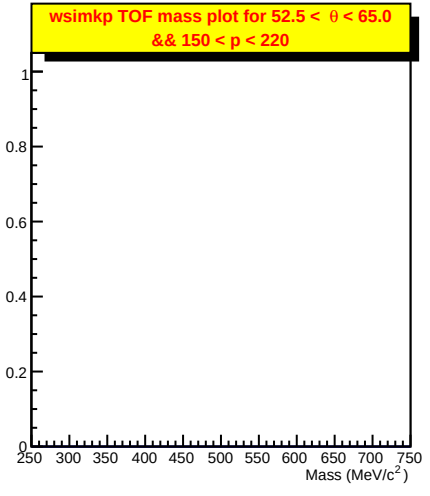
wsimkp TOF mass plot for 52.5 < θ < 65.0
&& 150 < p < 220
Mass (MeV/c²)

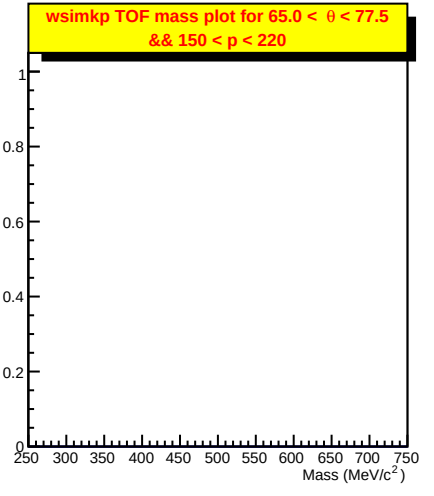
wsimkp TOF mass plot for 65.0 < θ < 77.5
&& 150 < p < 220
Mass (MeV/c²)

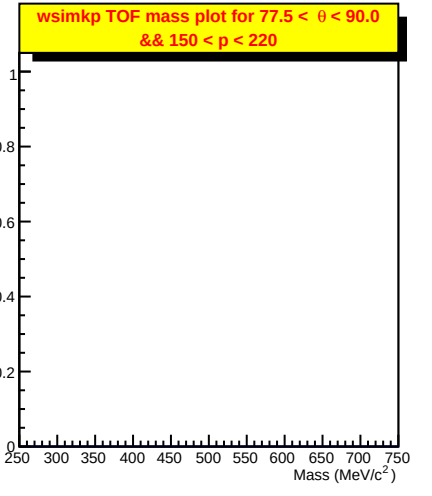
wsimkp TOF mass plot for 77.5 < θ < 90.0
&& 150 < p < 220
Mass (MeV/c²)

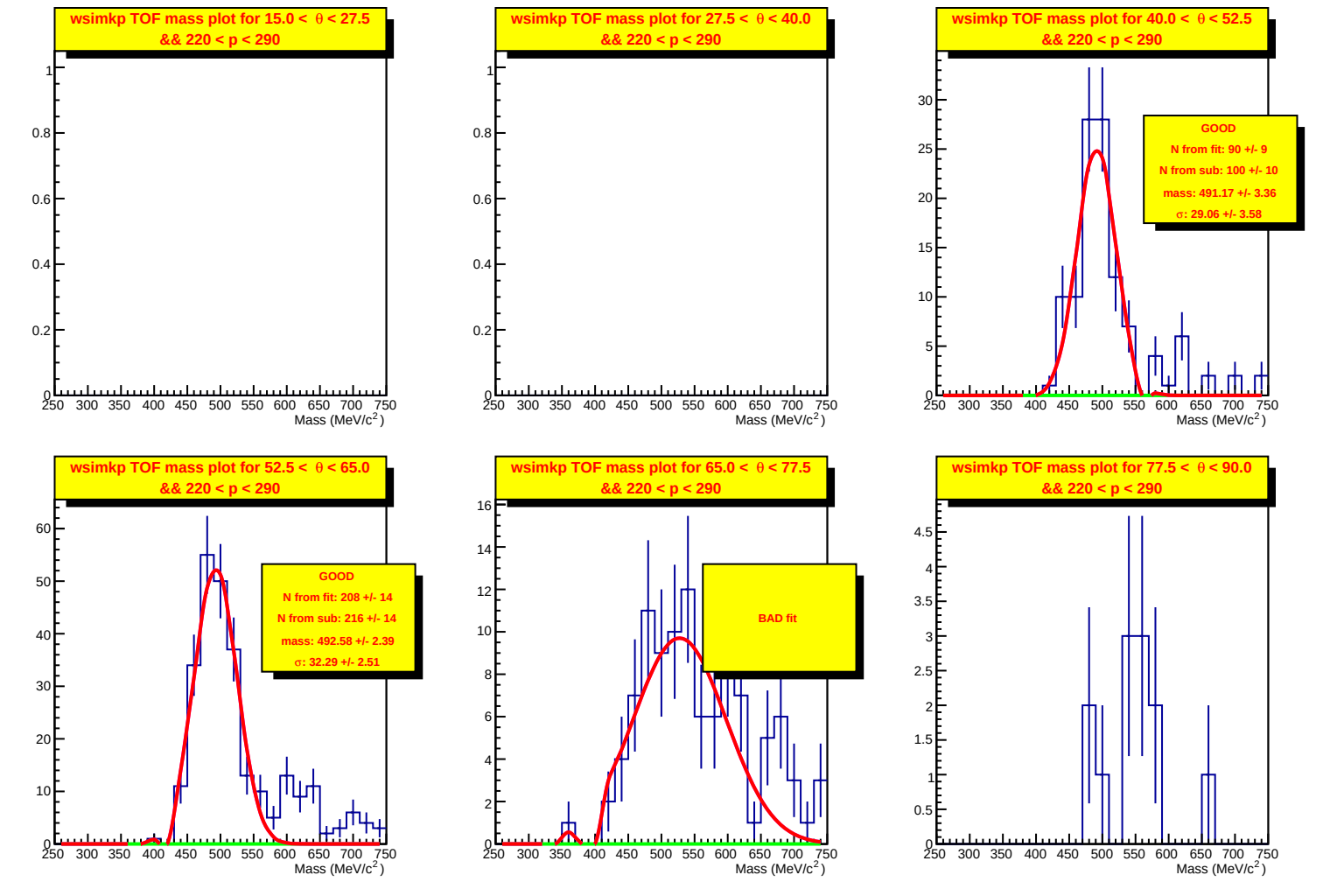
wsimkp TOF mass plot for 15.0 < θ < 27.5
&& 220 < p < 290
wsimkp TOF mass plot for 27.5 < θ < 40.0
&& 220 < p < 290
wsimkp TOF mass plot for 40.0 < θ < 52.5
&& 220 < p < 290
GOOD
N from fit: 90 +/- 9
N from sub: 100 +/- 10
mass: 491.17 +/- 3.36
σ: 29.06 +/- 3.58
wsimkp TOF mass plot for 52.5 < θ < 65.0
&& 220 < p < 290
GOOD
N from fit: 208 +/- 14
N from sub: 216 +/- 14
mass: 492.58 +/- 2.39
σ: 32.29 +/- 2.51
wsimkp TOF mass plot for 65.0 < θ < 77.5
&& 220 < p < 290
BAD fit
wsimkp TOF mass plot for 77.5 < θ < 90.0
&& 220 < p < 290
Mass (MeV/c²)

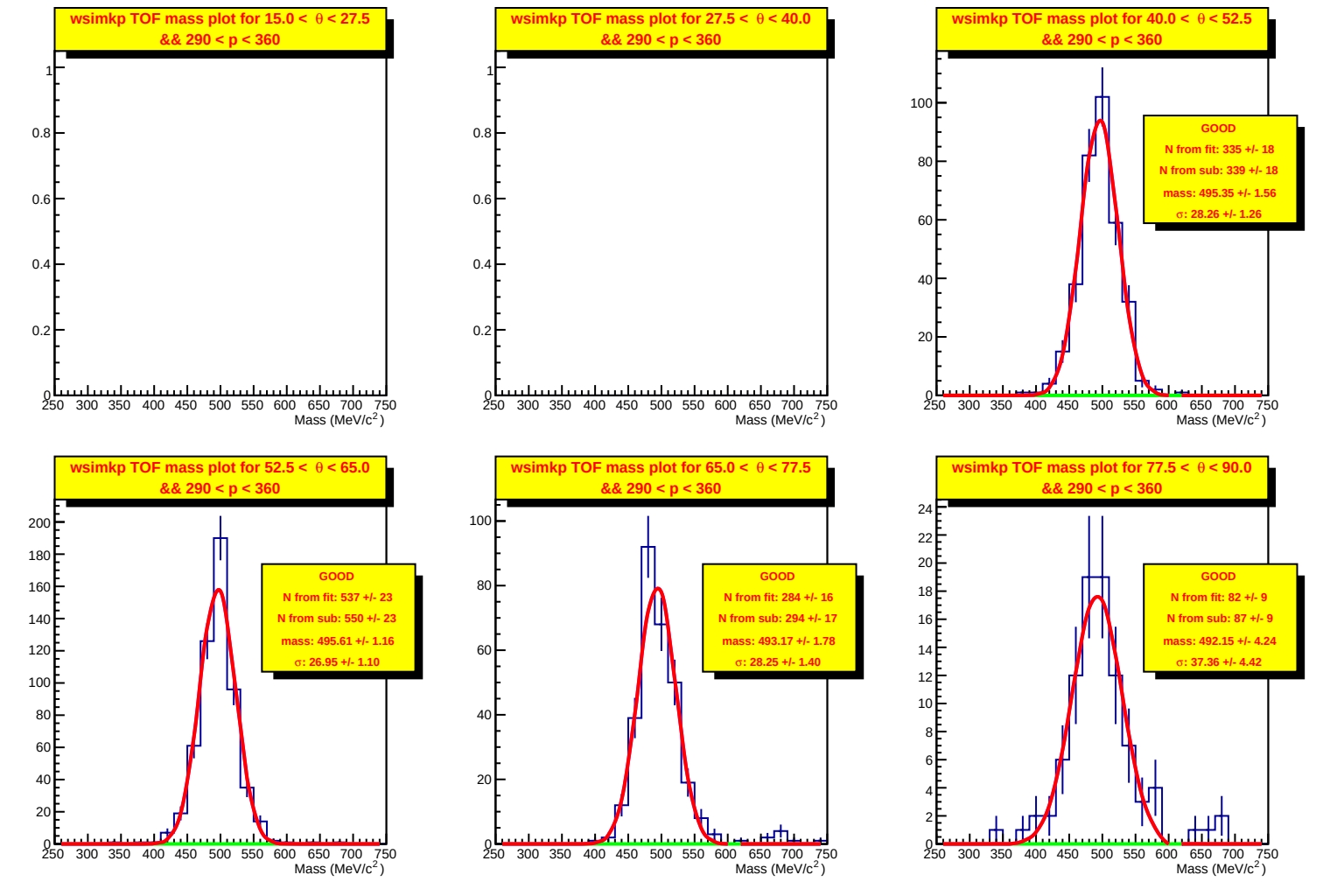
wsimkp TOF mass plot for 15.0 < θ < 27.5
&& 290 < p < 360
wsimkp TOF mass plot for 27.5 < θ < 40.0
&& 290 < p < 360
wsimkp TOF mass plot for 40.0 < θ < 52.5
&& 290 < p < 360
GOOD
N from fit: 335 +/- 18
N from sub: 339 +/- 18
mass: 495.35 +/- 1.56
σ: 28.26 +/- 1.26
wsimkp TOF mass plot for 52.5 < θ < 65.0
&& 290 < p < 360
GOOD
N from fit: 537 +/- 23
N from sub: 550 +/- 23
mass: 495.61 +/- 1.16
σ: 26.95 +/- 1.10
wsimkp TOF mass plot for 65.0 < θ < 77.5
&& 290 < p < 360
GOOD
N from fit: 284 +/- 16
N from sub: 294 +/- 17
mass: 493.17 +/- 1.78
σ: 28.25 +/- 1.40
wsimkp TOF mass plot for 77.5 < θ < 90.0
&& 290 < p < 360
GOOD
N from fit: 82 +/- 9
N from sub: 87 +/- 9
mass: 492.15 +/- 4.24
σ: 37.36 +/- 4.42
Mass (MeV/c²)

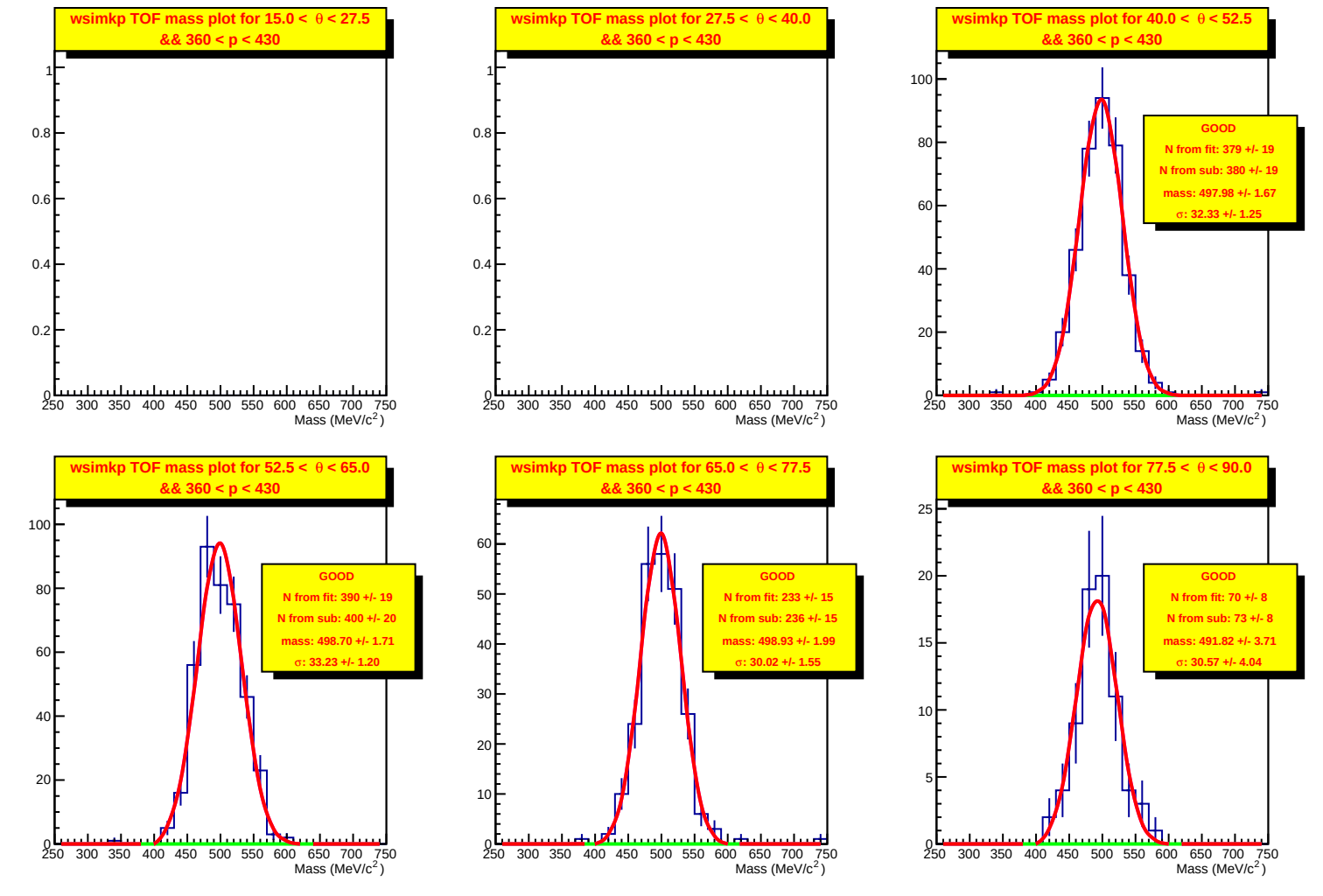
wsimkp TOF mass plot for 15.0 < θ < 27.5
&& 360 < p < 430
wsimkp TOF mass plot for 27.5 < θ < 40.0
&& 360 < p < 430
wsimkp TOF mass plot for 40.0 < θ < 52.5
&& 360 < p < 430
GOOD
N from fit: 379 +/- 19
N from sub: 380 +/- 19
mass: 497.98 +/- 1.67
σ: 32.33 +/- 1.25
wsimkp TOF mass plot for 52.5 < θ < 65.0
&& 360 < p < 430
GOOD
N from fit: 390 +/- 19
N from sub: 400 +/- 20
mass: 498.70 +/- 1.71
σ: 33.23 +/- 1.20
wsimkp TOF mass plot for 65.0 < θ < 77.5
&& 360 < p < 430
GOOD
N from fit: 233 +/- 15
N from sub: 236 +/- 15
mass: 498.93 +/- 1.99
σ: 30.02 +/- 1.55
wsimkp TOF mass plot for 77.5 < θ < 90.0
&& 360 < p < 430
GOOD
N from fit: 70 +/- 8
N from sub: 73 +/- 8
mass: 491.82 +/- 3.71
σ: 30.57 +/- 4.04
Mass (MeV/c²)

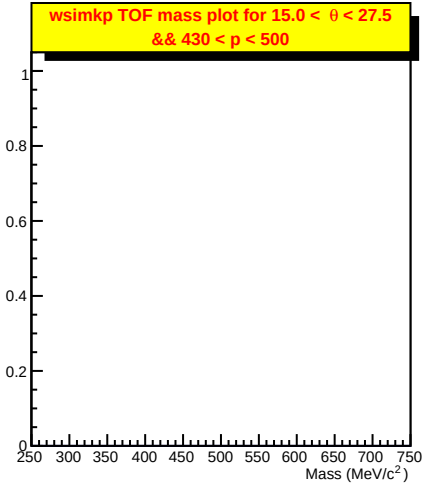
wsimkp TOF mass plot for 15.0 < θ < 27.5
&& 430 < p < 500
Mass (MeV/c²)

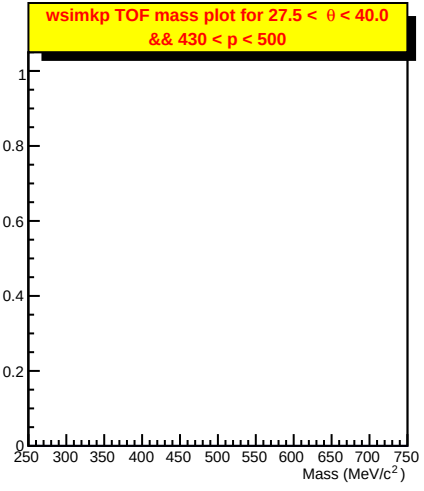
wsimkp TOF mass plot for 27.5 < θ < 40.0
&& 430 < p < 500
Mass (MeV/c²)

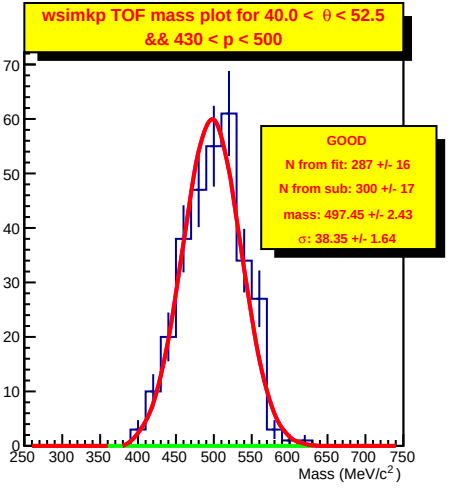
wsimkp TOF mass plot for 40.0 < θ < 52.5
&& 430 < p < 500
GOOD
N from fit: 287 +/- 16
N from sub: 300 +/- 17
mass: 497.45 +/- 2.43
σ: 38.35 +/- 1.64
Mass (MeV/c²)

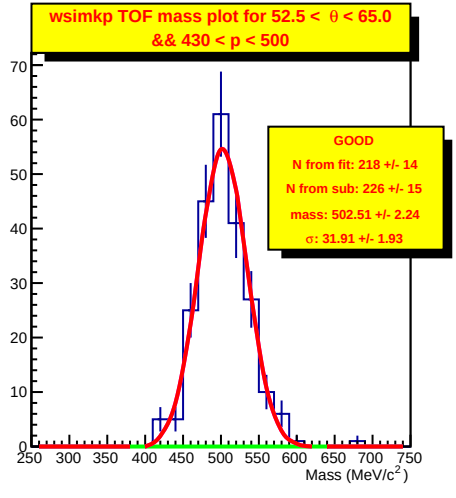
wsimkp TOF mass plot for 52.5 < θ < 65.0
&& 430 < p < 500
GOOD
N from fit: 218 +/- 14
N from sub: 226 +/- 15
mass: 502.51 +/- 2.24
σ: 31.91 +/- 1.93
Mass (MeV/c²)

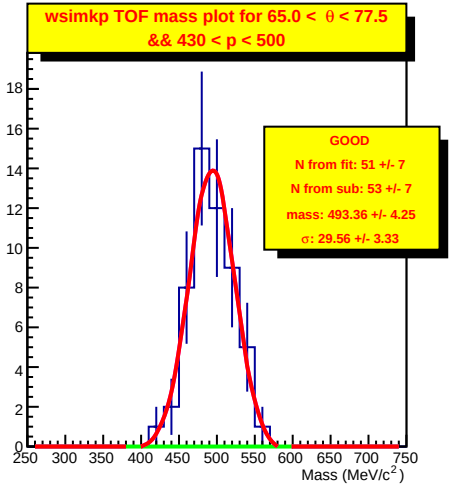
wsimkp TOF mass plot for 65.0 < θ < 77.5
&& 430 < p < 500
GOOD
N from fit: 51 +/- 7
N from sub: 53 +/- 7
mass: 493.36 +/- 4.25
σ: 29.56 +/- 3.33
Mass (MeV/c²)

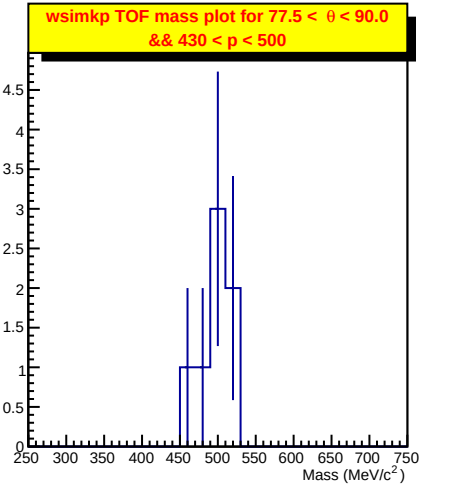
wsimkp TOF mass plot for 77.5 < θ < 90.0
&& 430 < p < 500
Mass (MeV/c²)

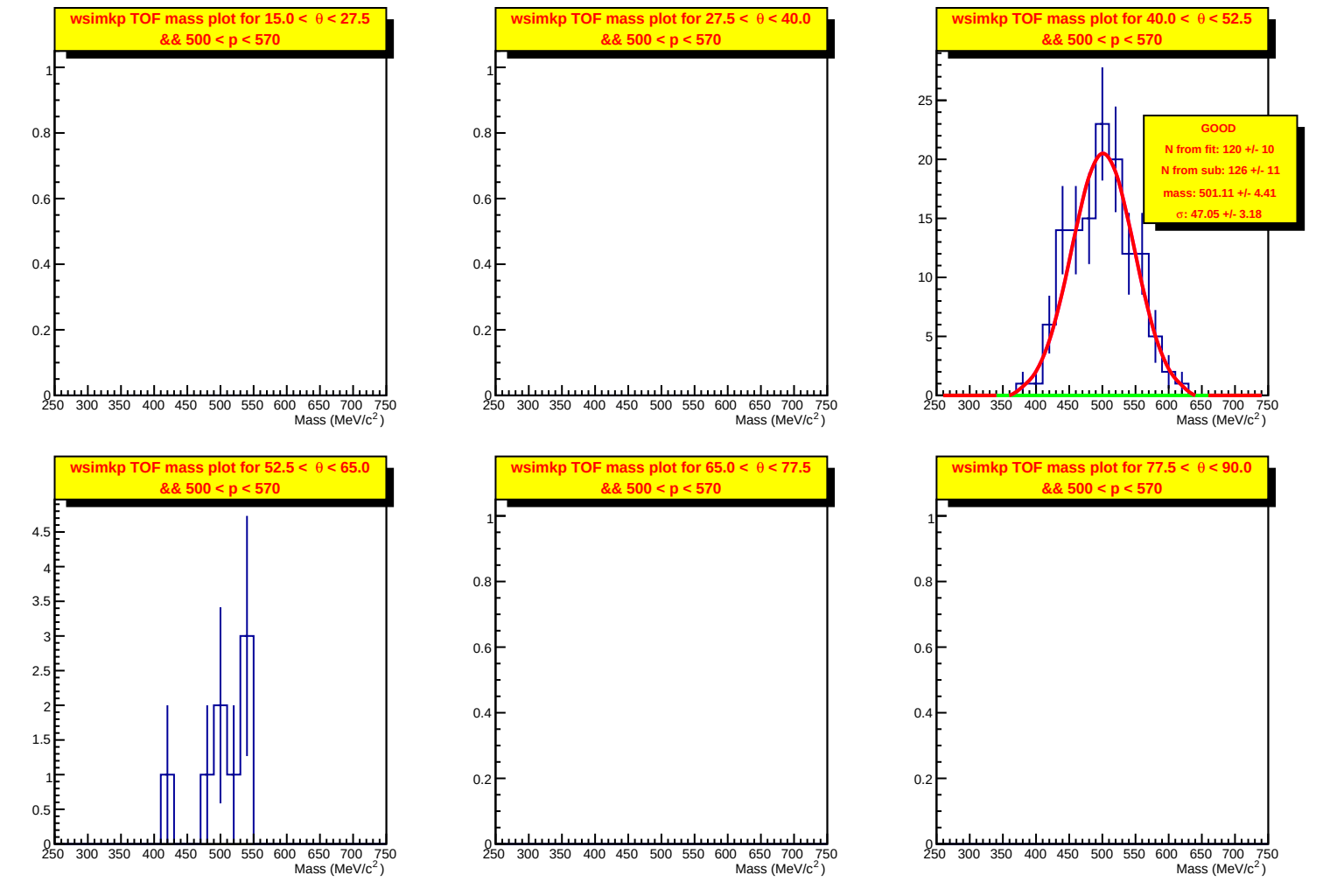
wsimkp TOF mass plot for 15.0 < θ < 27.5
&& 500 < p < 570
wsimkp TOF mass plot for 27.5 < θ < 40.0
&& 500 < p < 570
wsimkp TOF mass plot for 40.0 < θ < 52.5
&& 500 < p < 570
GOOD
N from fit: 120 +/- 10
N from sub: 126 +/- 11
mass: 501.11 +/- 4.41
σ: 47.05 +/- 3.18
wsimkp TOF mass plot for 52.5 < θ < 65.0
&& 500 < p < 570
wsimkp TOF mass plot for 65.0 < θ < 77.5
&& 500 < p < 570
wsimkp TOF mass plot for 77.5 < θ < 90.0
&& 500 < p < 570
Mass (MeV/c²)

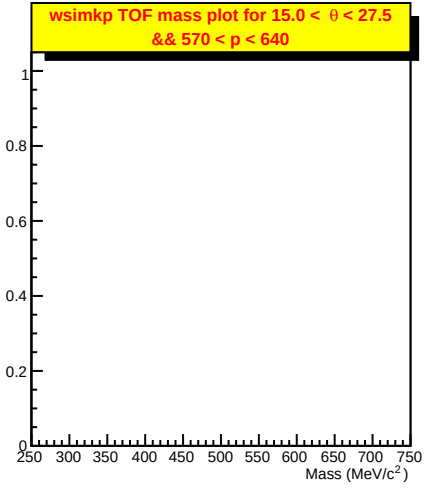
wsimkp TOF mass plot for 15.0 < θ < 27.5
&& 570 < p < 640
Mass (MeV/c²)

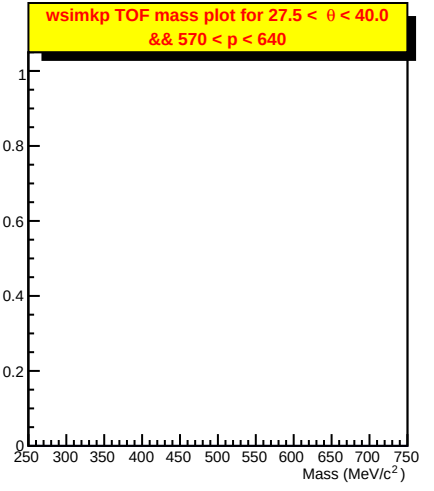
wsimkp TOF mass plot for 27.5 < θ < 40.0
&& 570 < p < 640
Mass (MeV/c²)

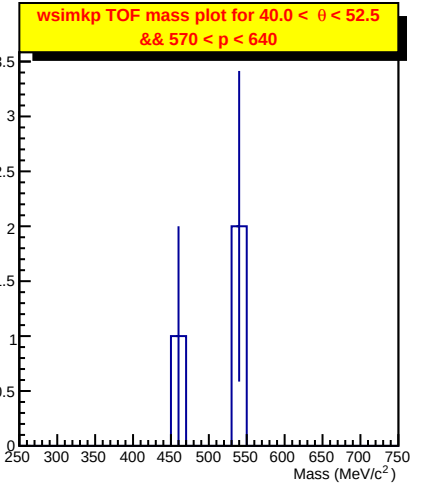
wsimkp TOF mass plot for 40.0 < θ < 52.5
&& 570 < p < 640
Mass (MeV/c²)

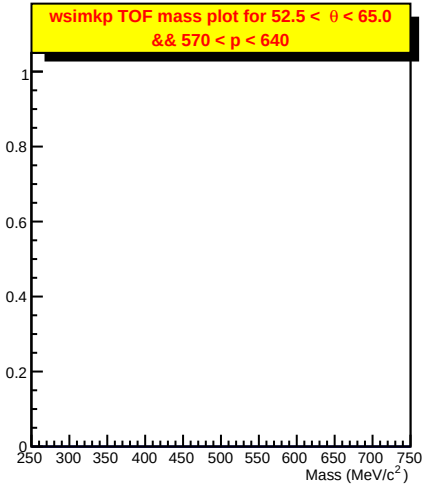
wsimkp TOF mass plot for 52.5 < θ < 65.0
&& 570 < p < 640
Mass (MeV/c²)

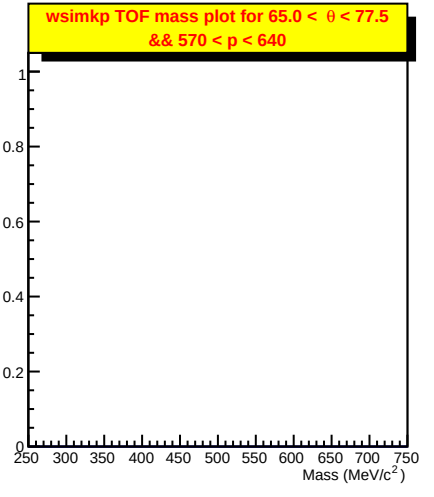
wsimkp TOF mass plot for 65.0 < θ < 77.5
&& 570 < p < 640
Mass (MeV/c²)

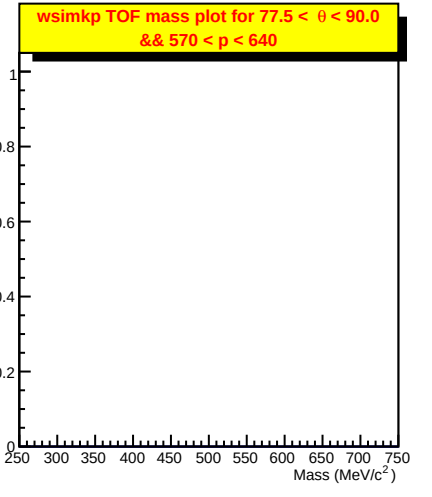
wsimkp TOF mass plot for 77.5 < θ < 90.0
&& 570 < p < 640
Mass (MeV/c²)

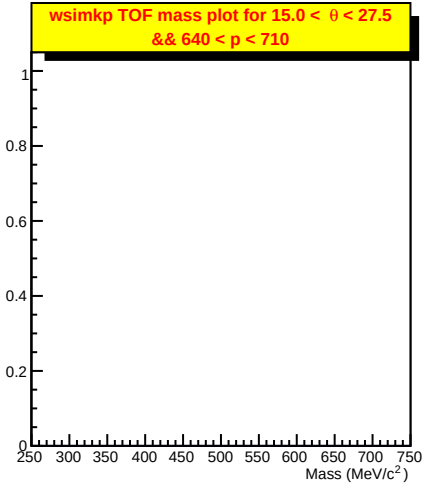
wsimkp TOF mass plot for 15.0 < θ < 27.5
&& 640 < p < 710
Mass (MeV/c²)

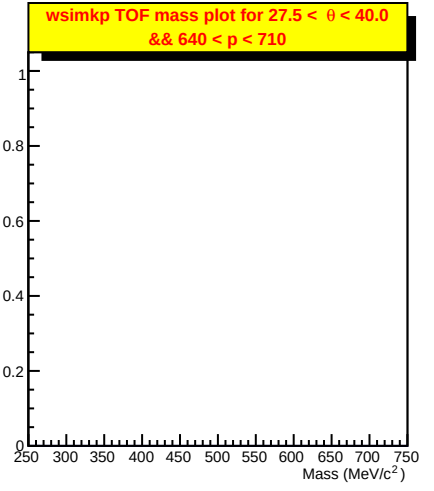
wsimkp TOF mass plot for 27.5 < θ < 40.0
&& 640 < p < 710
Mass (MeV/c²)

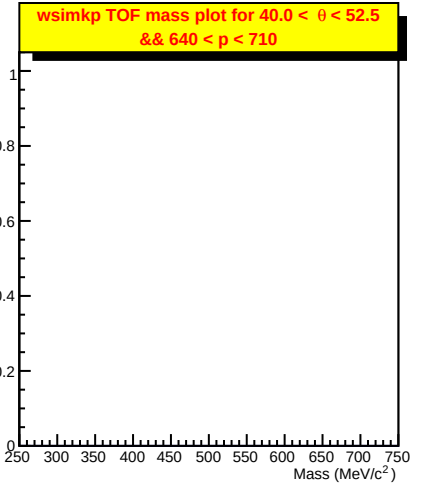
wsimkp TOF mass plot for 40.0 < θ < 52.5
&& 640 < p < 710
Mass (MeV/c²)

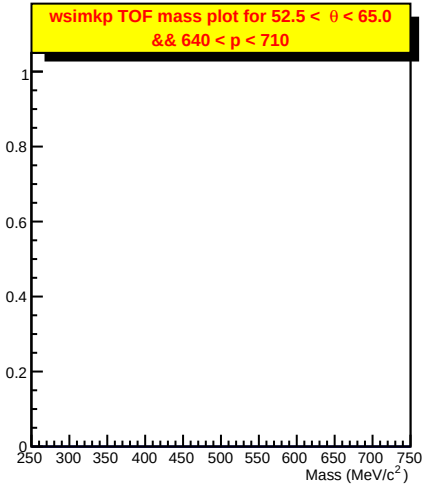
wsimkp TOF mass plot for 52.5 < θ < 65.0
&& 640 < p < 710
Mass (MeV/c²)

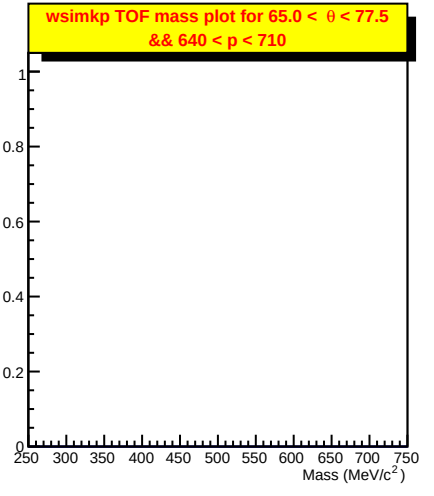
wsimkp TOF mass plot for 65.0 < θ < 77.5
&& 640 < p < 710
Mass (MeV/c²)

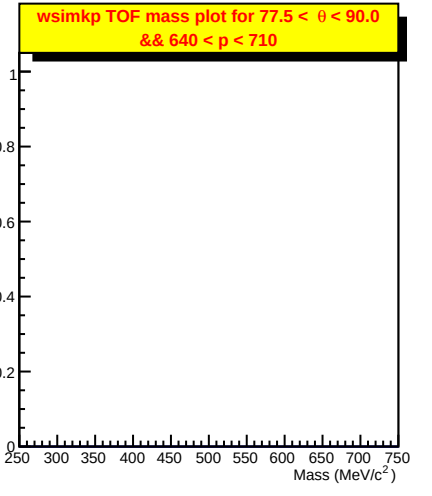
wsimkp TOF mass plot for 77.5 < θ < 90.0
&& 640 < p < 710
Mass (MeV/c²)

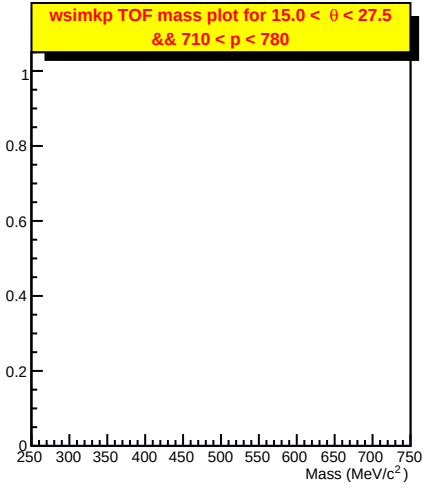
wsimkp TOF mass plot for 15.0 < θ < 27.5
&& 710 < p < 780
Mass (MeV/c²)

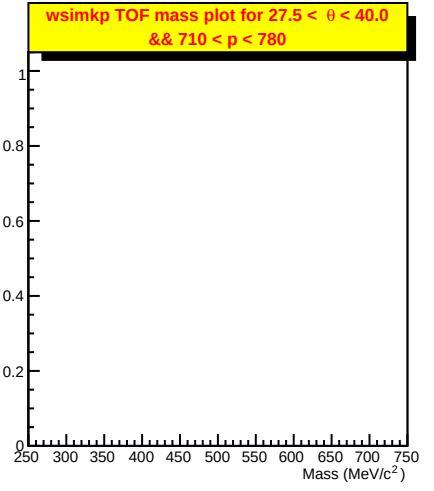
wsimkp TOF mass plot for 27.5 < θ < 40.0
&& 710 < p < 780
Mass (MeV/c²)

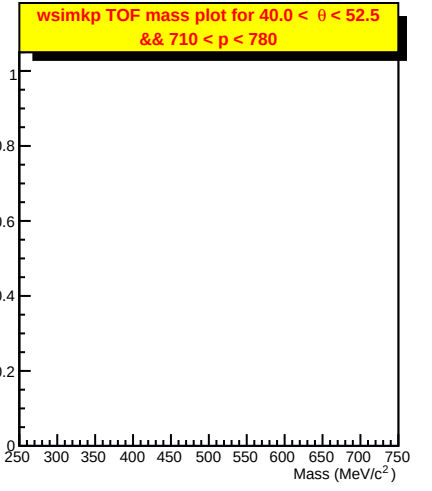
wsimkp TOF mass plot for 40.0 < θ < 52.5
&& 710 < p < 780
Mass (MeV/c²)

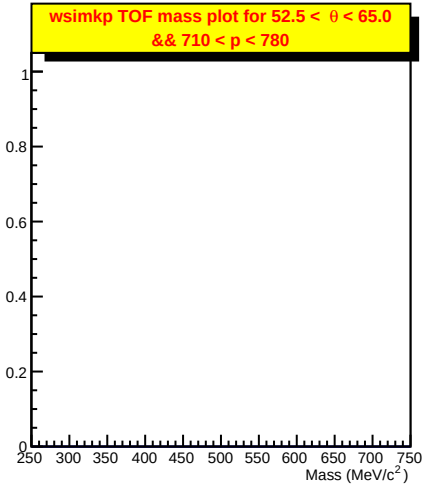
wsimkp TOF mass plot for 52.5 < θ < 65.0
&& 710 < p < 780
Mass (MeV/c²)

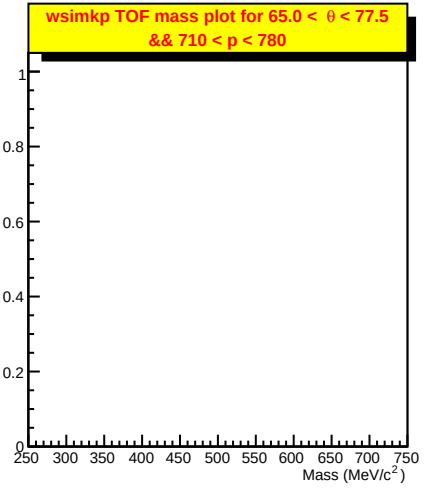
wsimkp TOF mass plot for 65.0 < θ < 77.5
&& 710 < p < 780
Mass (MeV/c²)

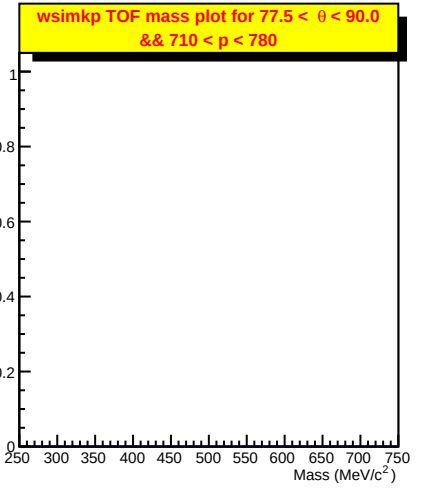
wsimkp TOF mass plot for 77.5 < θ < 90.0
&& 710 < p < 780
Mass (MeV/c²)

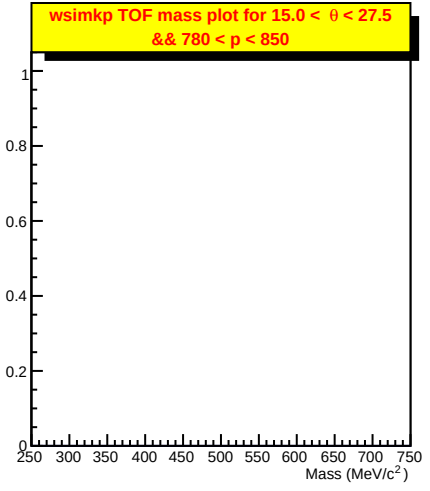
wsimkp TOF mass plot for 15.0 < θ < 27.5
&& 780 < p < 850
Mass (MeV/c²)

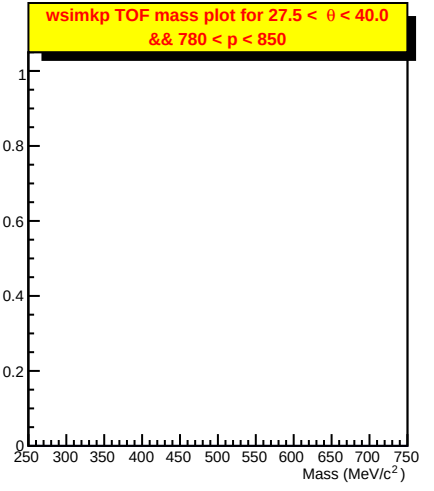
wsimkp TOF mass plot for 27.5 < θ < 40.0
&& 780 < p < 850
Mass (MeV/c²)

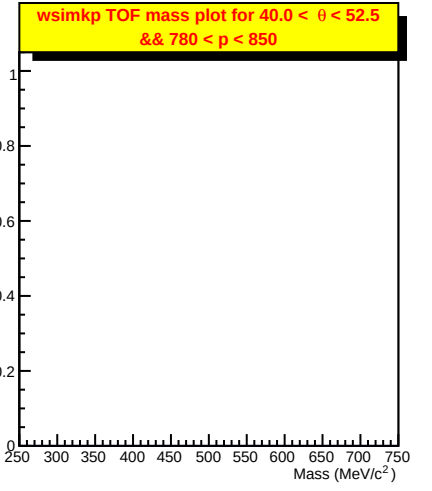
wsimkp TOF mass plot for 40.0 < θ < 52.5
&& 780 < p < 850
Mass (MeV/c²)

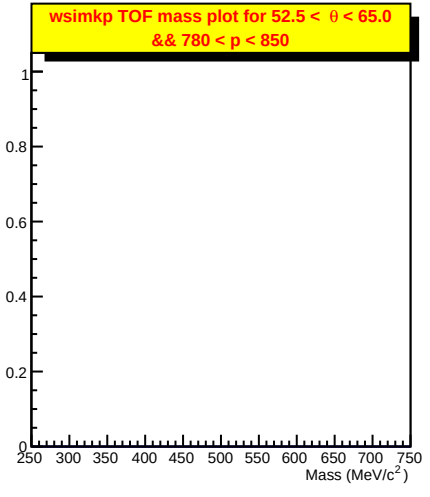
wsimkp TOF mass plot for 52.5 < θ < 65.0
&& 780 < p < 850
Mass (MeV/c²)

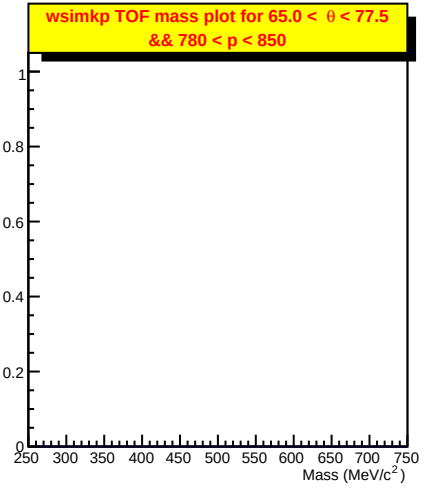
wsimkp TOF mass plot for 65.0 < θ < 77.5
&& 780 < p < 850
Mass (MeV/c²)

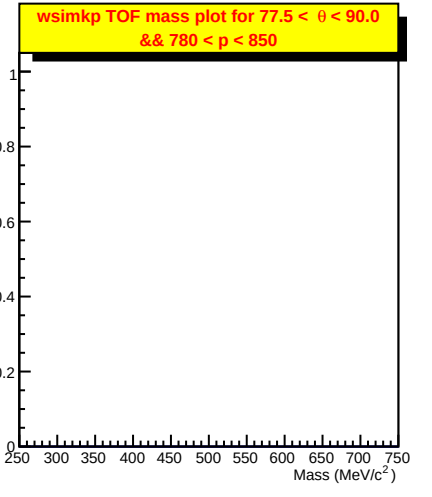
wsimkp TOF mass plot for 77.5 < θ < 90.0
&& 780 < p < 850
Mass (MeV/c²)

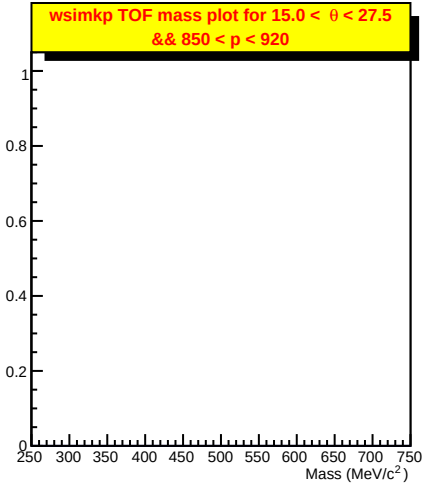
wsimkp TOF mass plot for 15.0 < θ < 27.5
&& 850 < p < 920
Mass (MeV/c²)

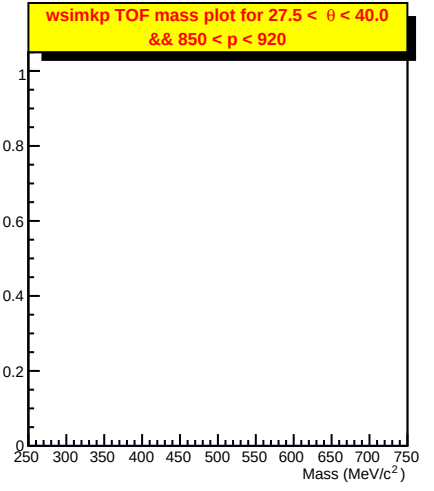
wsimkp TOF mass plot for 27.5 < θ < 40.0
&& 850 < p < 920
Mass (MeV/c²)

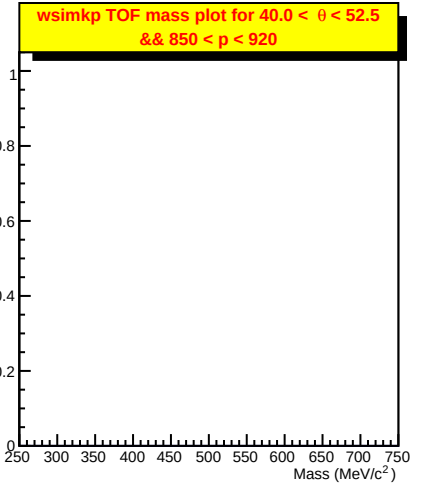
wsimkp TOF mass plot for 40.0 < θ < 52.5
&& 850 < p < 920
Mass (MeV/c²)

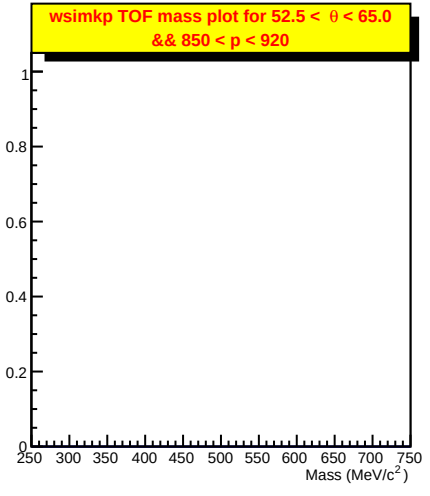
wsimkp TOF mass plot for 52.5 < θ < 65.0
&& 850 < p < 920
Mass (MeV/c²)

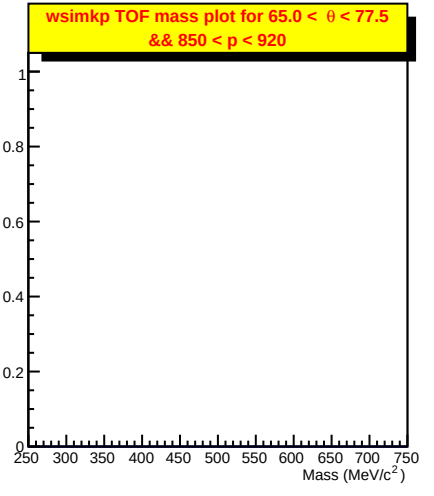
wsimkp TOF mass plot for 65.0 < θ < 77.5
&& 850 < p < 920
Mass (MeV/c²)

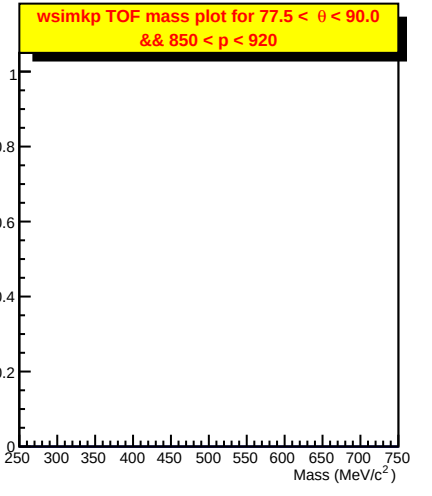
wsimkp TOF mass plot for 77.5 < θ < 90.0
&& 850 < p < 920
Mass (MeV/c²)

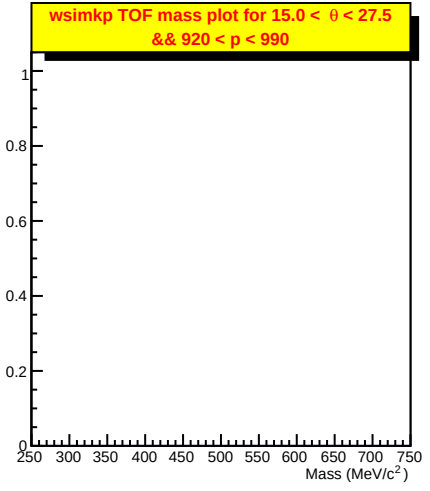
wsimkp TOF mass plot for 15.0 < θ < 27.5
&& 920 < p < 990
Mass (MeV/c²)

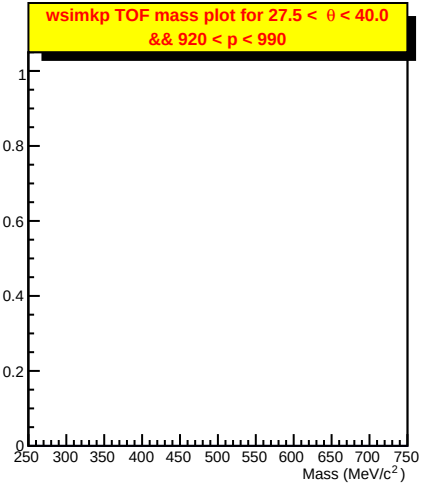
wsimkp TOF mass plot for 27.5 < θ < 40.0
&& 920 < p < 990
Mass (MeV/c²)

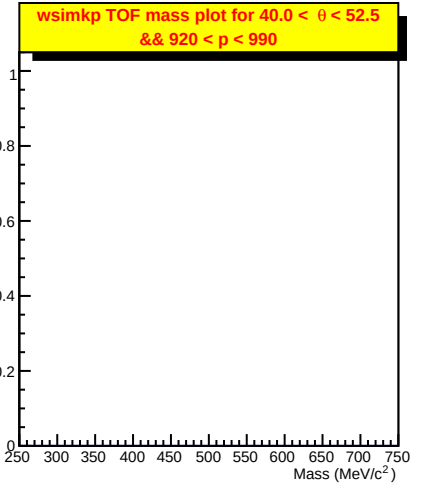
wsimkp TOF mass plot for 40.0 < θ < 52.5
&& 920 < p < 990
Mass (MeV/c²)

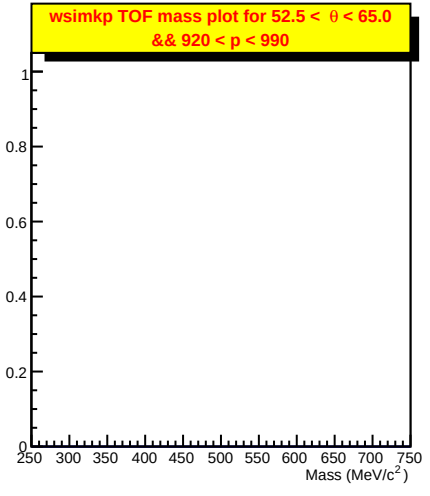
wsimkp TOF mass plot for 52.5 < θ < 65.0
&& 920 < p < 990
Mass (MeV/c²)

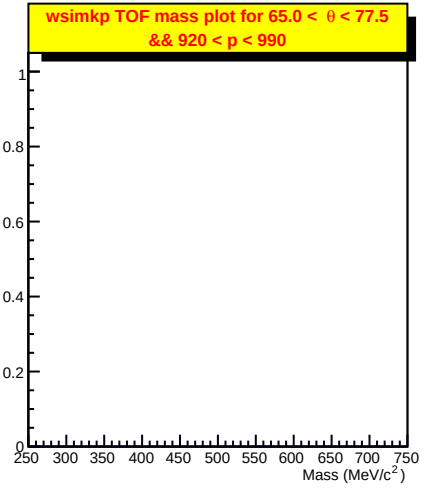
wsimkp TOF mass plot for 65.0 < θ < 77.5
&& 920 < p < 990
Mass (MeV/c²)

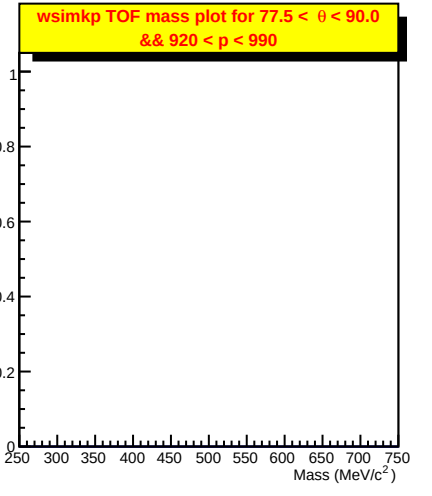
wsimkp TOF mass plot for 77.5 < θ < 90.0
&& 920 < p < 990
Mass (MeV/c²)

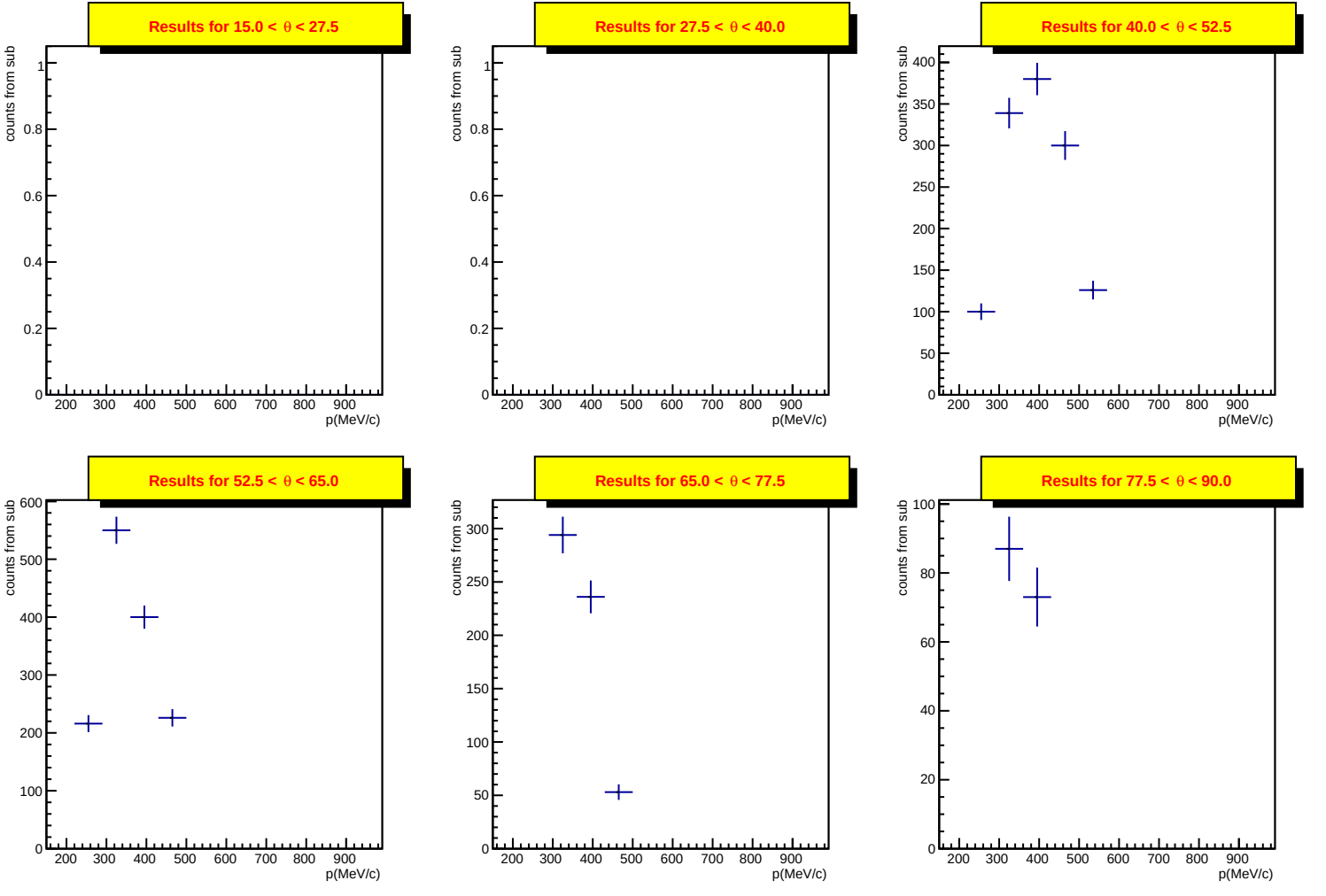
Results for 15.0 < θ < 27.5
Results for 27.5 < θ < 40.0
Results for 40.0 < θ < 52.5
Results for 52.5 < θ < 65.0
Results for 65.0 < θ < 77.5
Results for 77.5 < θ < 90.0
counts from sub
p(MeV/c)

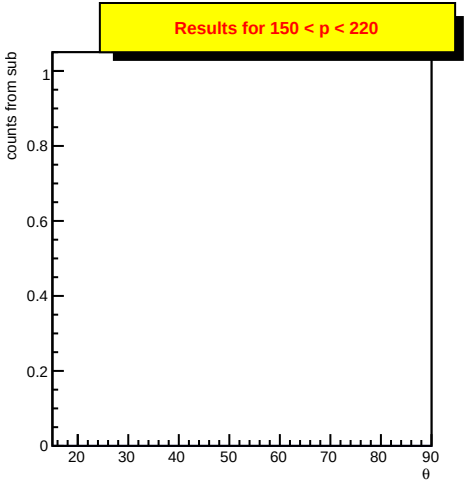
Results for 150 < p < 220
counts from sub
θ

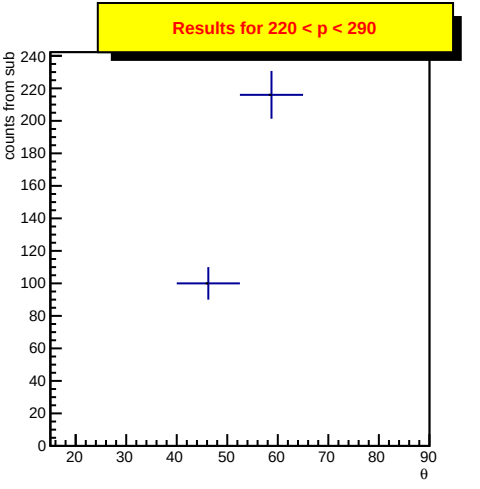
Results for 220 < p < 290
counts from sub
θ

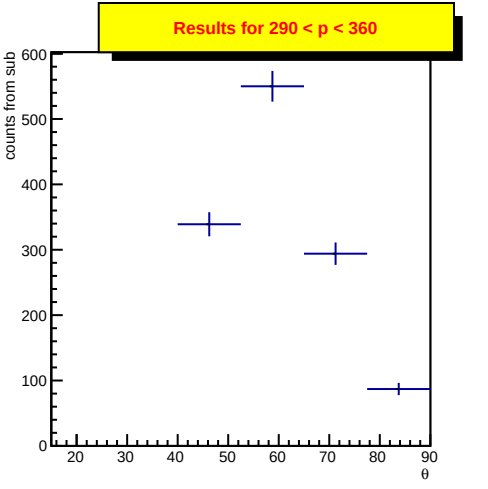
Results for 290 < p < 360
counts from sub
θ

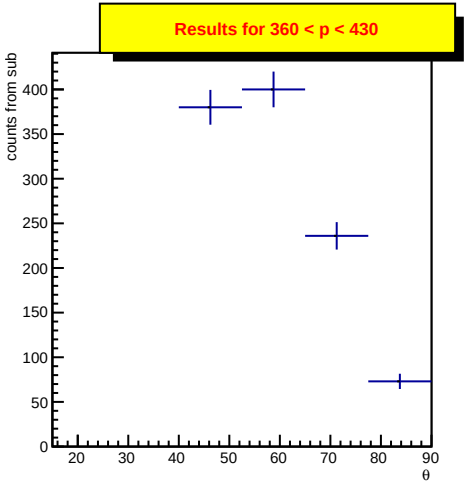
Results for 360 < p < 430
counts from sub
θ

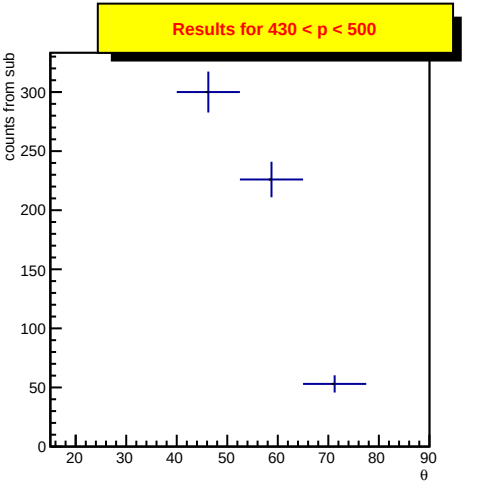
Results for 430 < p < 500
counts from sub
θ

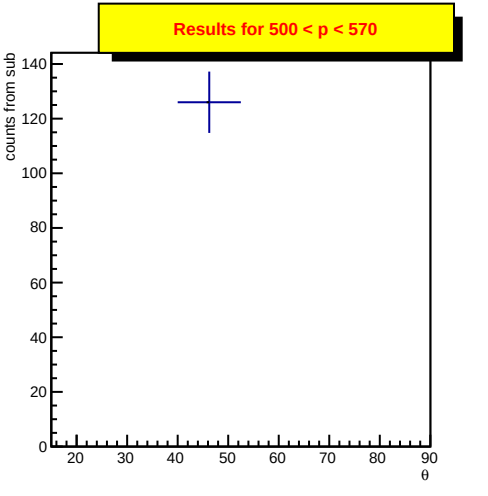
Results for 500 < p < 570
counts from sub
θ

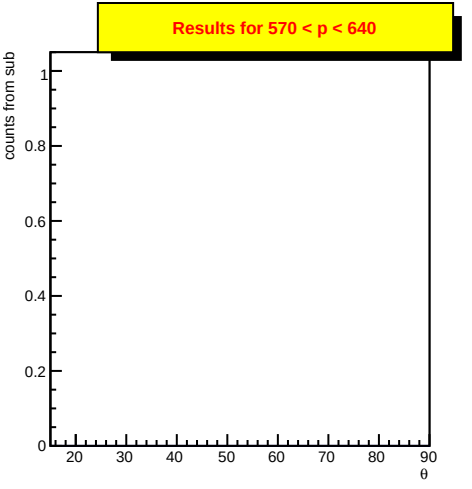
Results for 570 < p < 640
counts from sub
0
0.2
0.4
0.6
0.8
1
20
30
40
50
60
70
80
90
θ

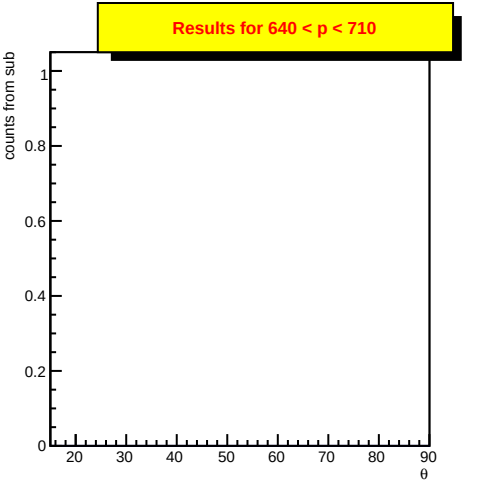
Results for 640 < p < 710
counts from sub
0
0.2
0.4
0.6
0.8
1
20
30
40
50
60
70
80
90
θ

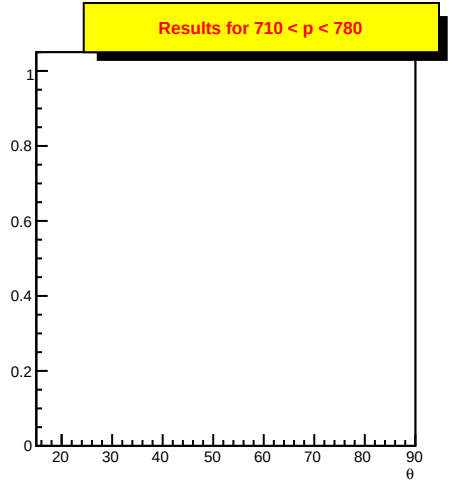
Results for 710 < p < 780
counts from sub
0
0.2
0.4
0.6
0.8
1
20
30
40
50
60
70
80
90
θ

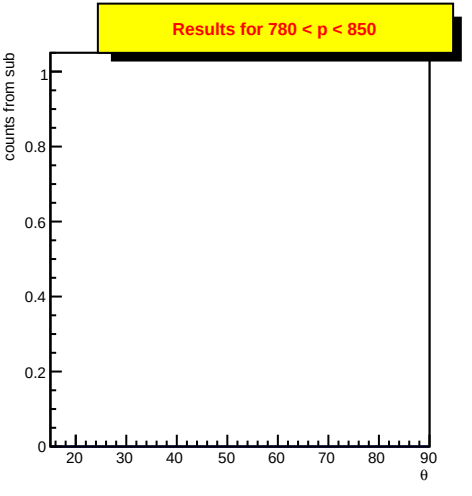
Results for 780 < p < 850
counts from sub
0
0.2
0.4
0.6
0.8
1
20
30
40
50
60
70
80
90
θ

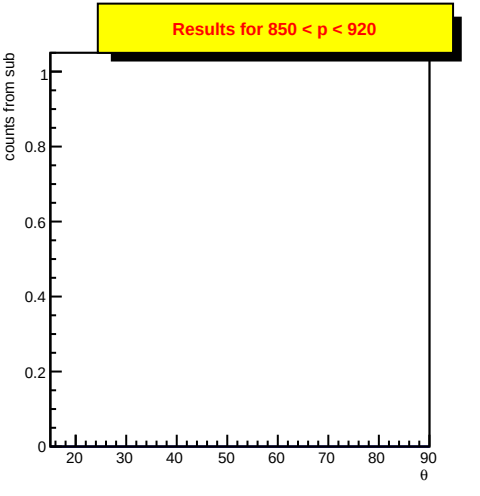
Results for 850 < p < 920
counts from sub
0
0.2
0.4
0.6
0.8
1
20
30
40
50
60
70
80
90
θ

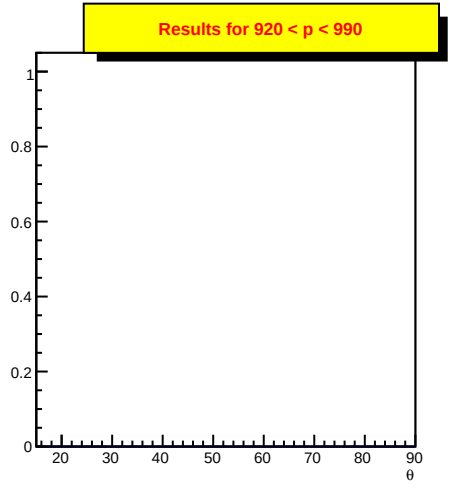
Results for 920 < p < 990
counts from sub
0
0.2
0.4
0.6
0.8
1
20
30
40
50
60
70
80
90
θ

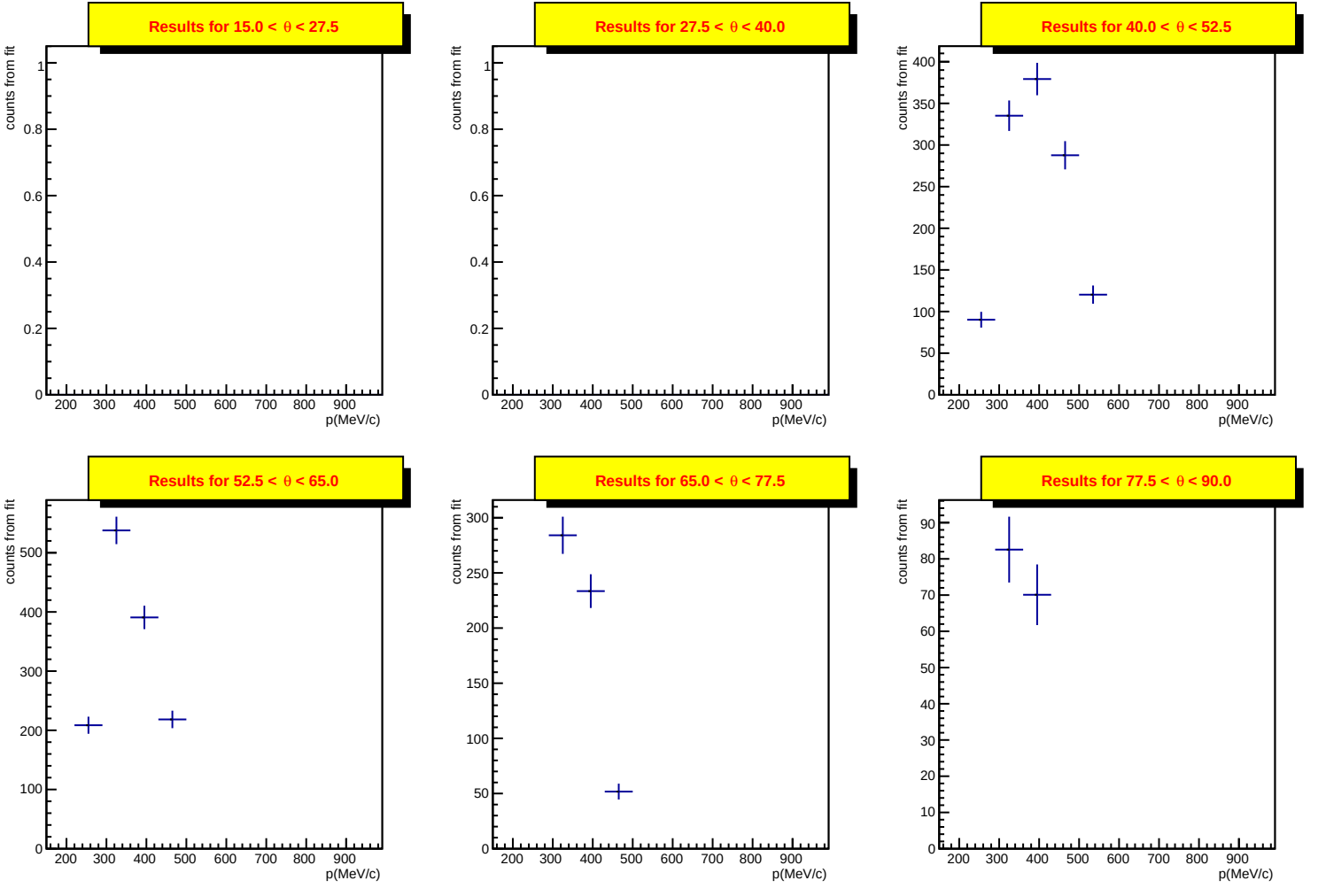
Results for 15.0 < θ < 27.5
Results for 27.5 < θ < 40.0
Results for 40.0 < θ < 52.5
Results for 52.5 < θ < 65.0
Results for 65.0 < θ < 77.5
Results for 77.5 < θ < 90.0
counts from fit
p(MeV/c)

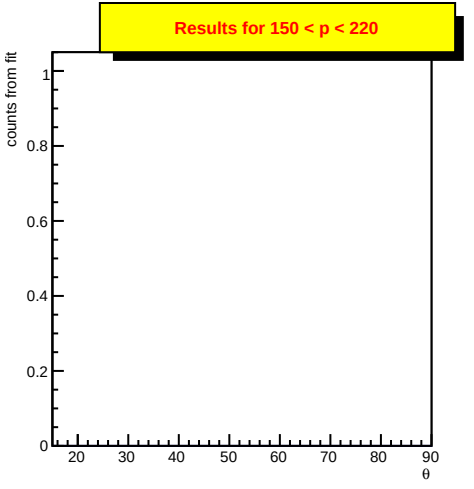
Results for 150 < p < 220
counts from fit
θ

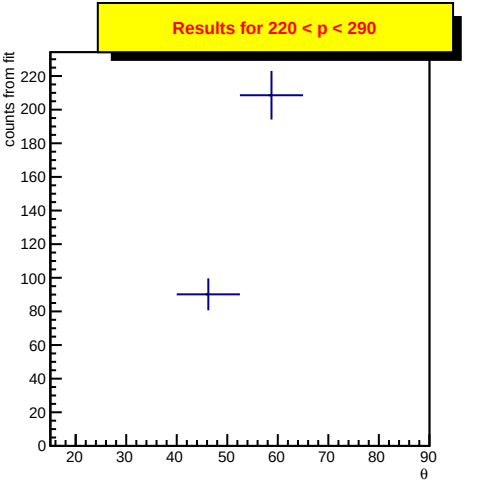
Results for 220 < p < 290
counts from fit
θ

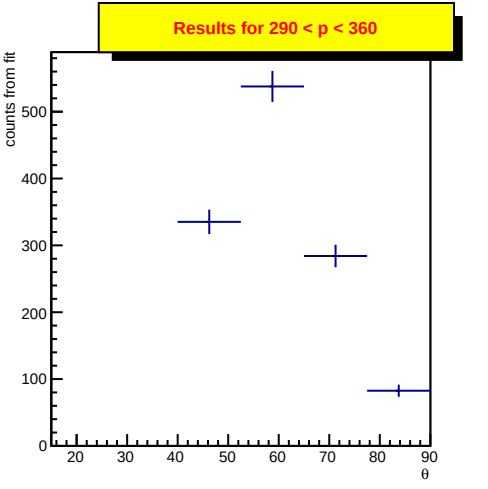
Results for 290 < p < 360
counts from fit
θ

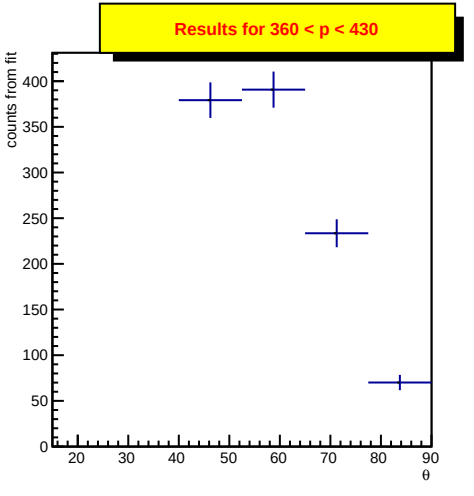
Results for 360 < p < 430
counts from fit
θ

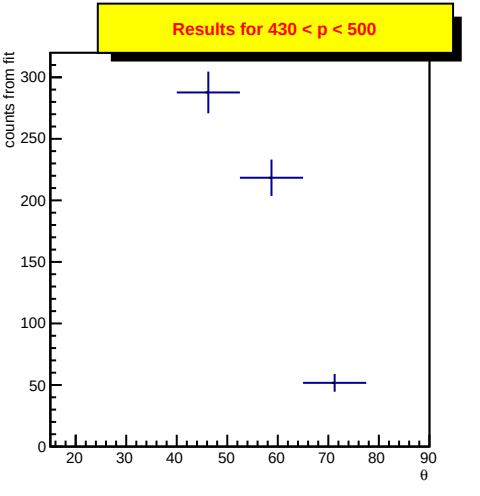
Results for 430 < p < 500
counts from fit
θ

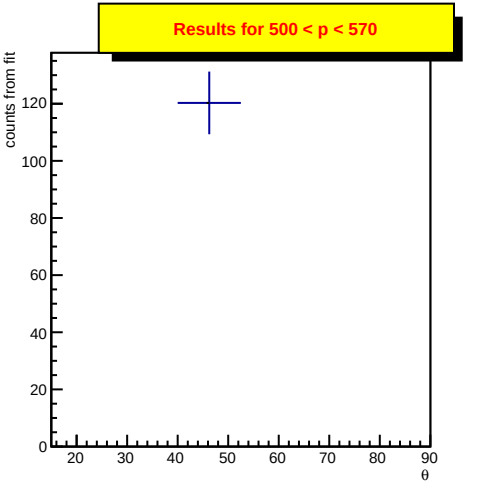
Results for 500 < p < 570
counts from fit
θ

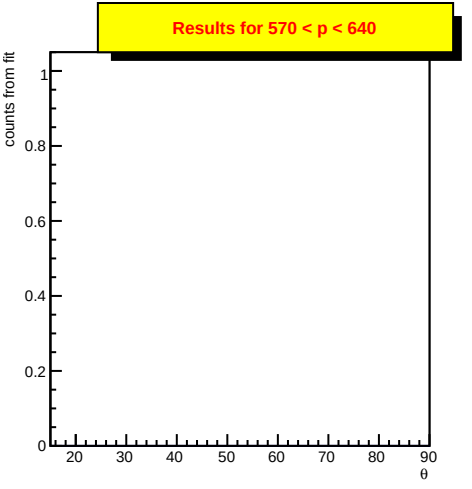
Results for 570 < p < 640
counts from fit
θ

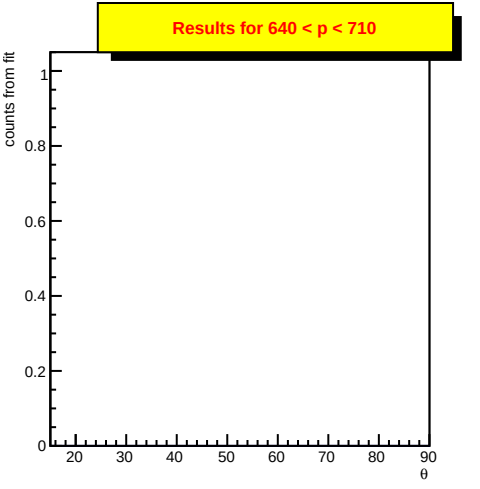
Results for 640 < p < 710
counts from fit
θ

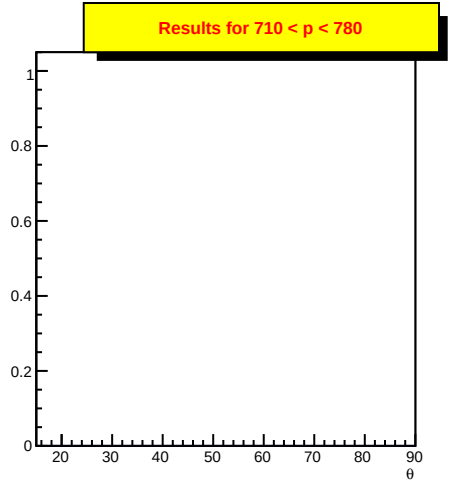
Results for 710 < p < 780
counts from fit
θ

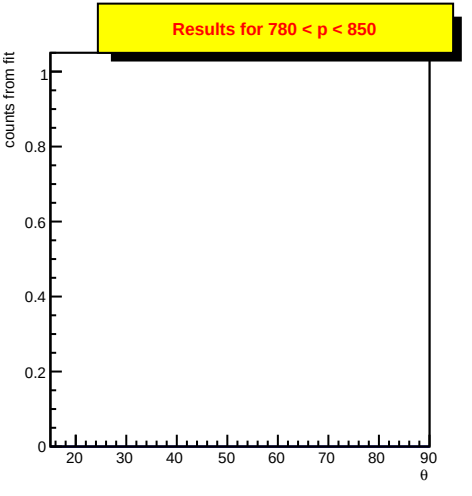
Results for 780 < p < 850
counts from fit
θ

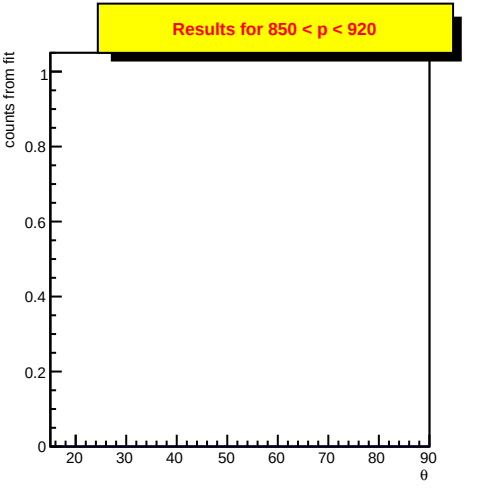
Results for 850 < p < 920
counts from fit
θ

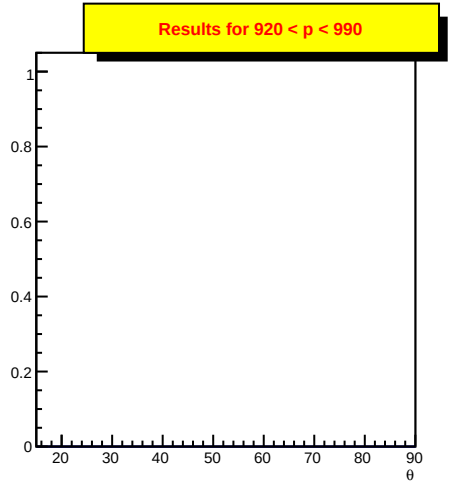
Results for 920 < p < 990
counts from fit
θ


Results for 15.0 < θ < 27.5


Results for 27.5 < θ < 40.0

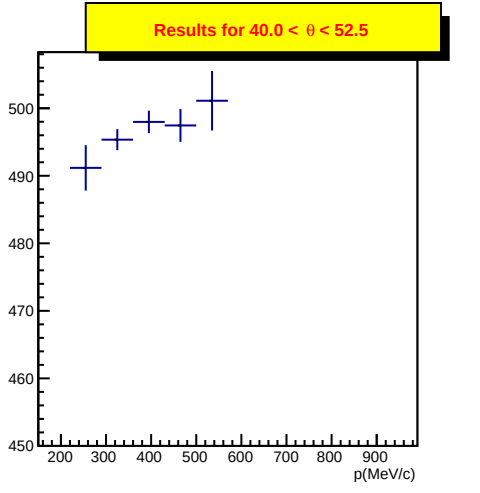
Results for 40.0 < θ < 52.5
mass
500
490
480
470
460
450
200 300 400 500 600 700 800 900
p(MeV/c)

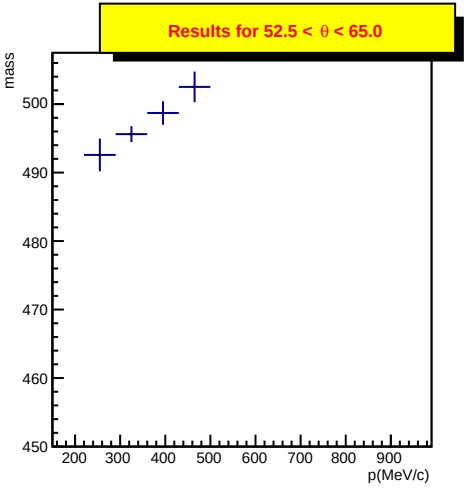
Results for 52.5 < θ < 65.0
mass
500
490
480
470
460
450
200 300 400 500 600 700 800 900
p(MeV/c)

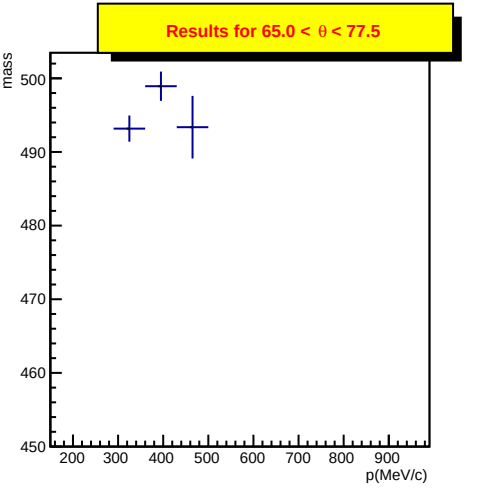
Results for 65.0 < θ < 77.5
mass
500
490
480
470
460
450
200 300 400 500 600 700 800 900
p(MeV/c)

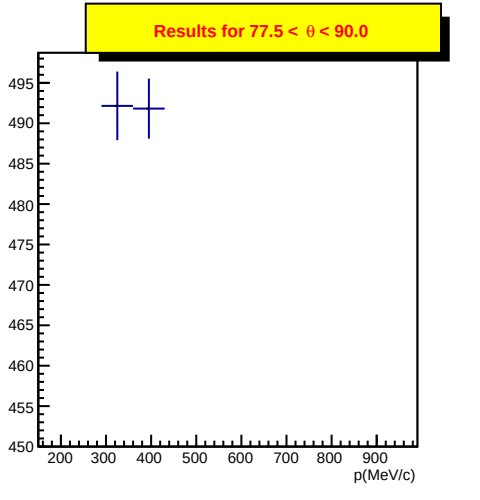
Results for 77.5 < θ < 90.0
mass
495
490
485
480
475
470
465
460
455
450
200 300 400 500 600 700 800 900
p(MeV/c)


Results for 15.0 < θ < 27.5


Results for 27.5 < θ < 40.0

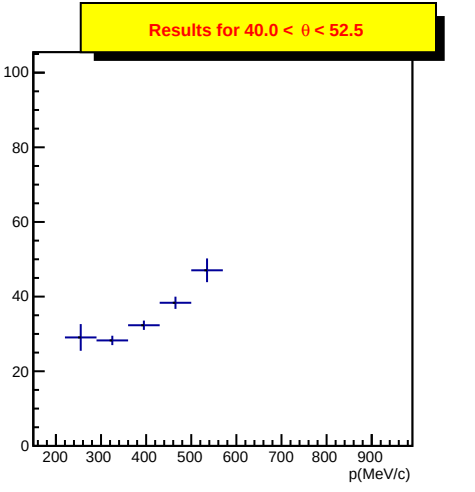
Results for 40.0 < θ < 52.5
σ
0
20
40
60
80
100
200
300
400
500
600
700
800
900
p(MeV/c)

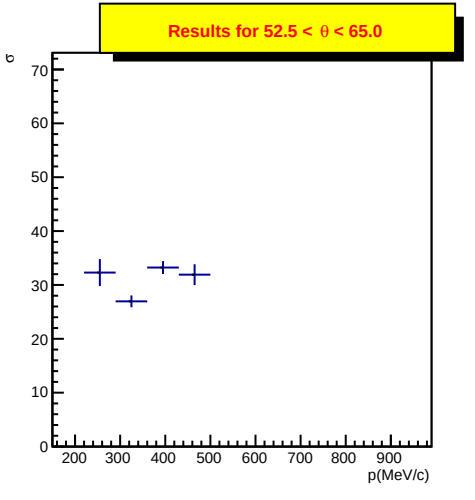
Results for 52.5 < θ < 65.0
σ
0
10
20
30
40
50
60
70
200
300
400
500
600
700
800
900
p(MeV/c)

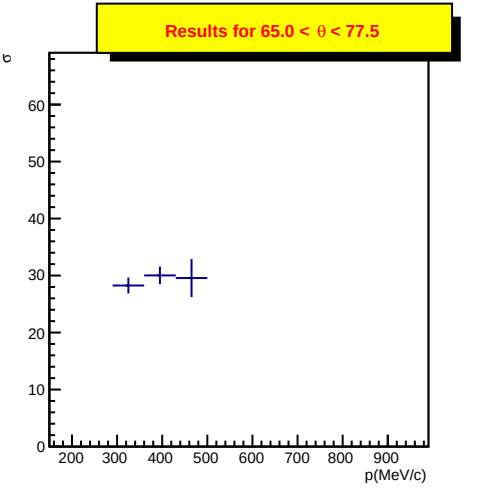
Results for 65.0 < θ < 77.5
σ
0
10
20
30
40
50
60
200
300
400
500
600
700
800
900
p(MeV/c)

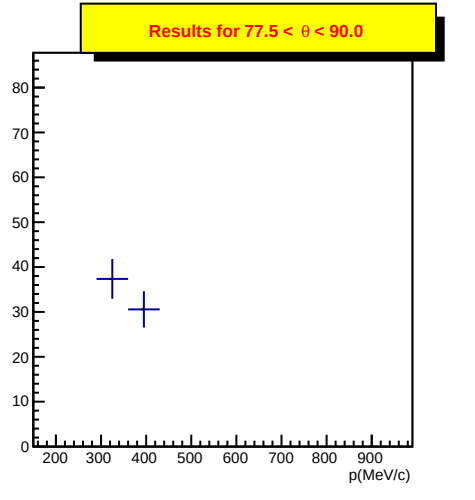
Results for 77.5 < θ < 90.0
σ
0
10
20
30
40
50
60
70
80
200
300
400
500
600
700
800
900
p(MeV/c)


Results for 150 < p < 220

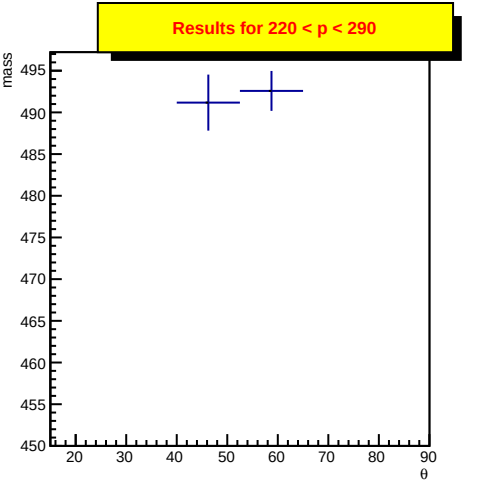
Results for 220 < p < 290
mass
495
490
485
480
475
470
465
460
455
450
20
30
40
50
60
70
80
90
θ

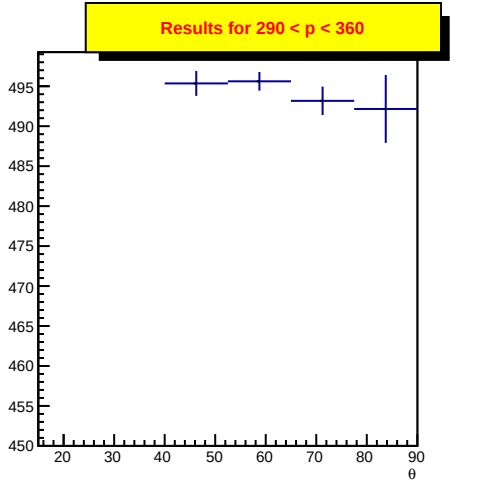
Results for 290 < p < 360
mass
495
490
485
480
475
470
465
460
455
450
20
30
40
50
60
70
80
90
θ

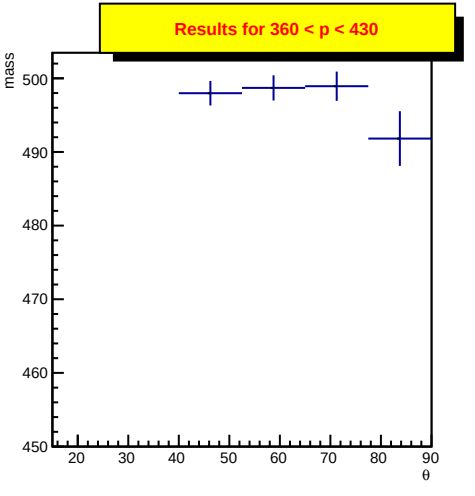
Results for 360 < p < 430
mass
500
490
480
470
460
450
20
30
40
50
60
70
80
90
θ

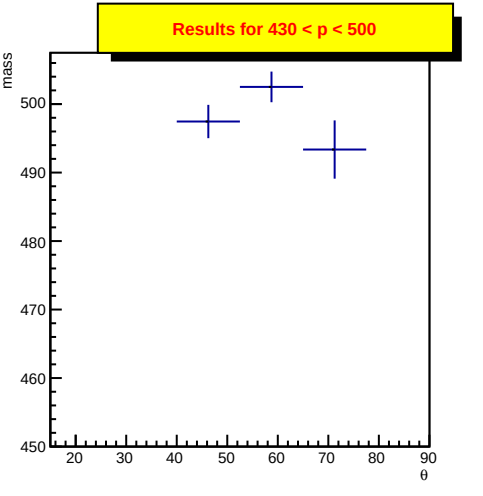
Results for 430 < p < 500
mass
500
490
480
470
460
450
20
30
40
50
60
70
80
90
θ

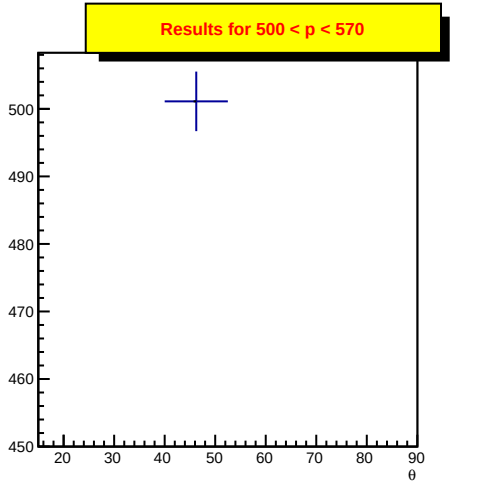
Results for 500 < p < 570
mass
500
490
480
470
460
450
20
30
40
50
60
70
80
90
θ


Results for 150 < p < 220

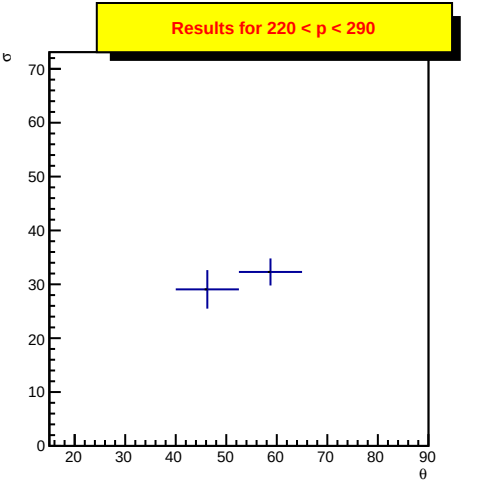
Results for 220 < p < 290
σ
θ

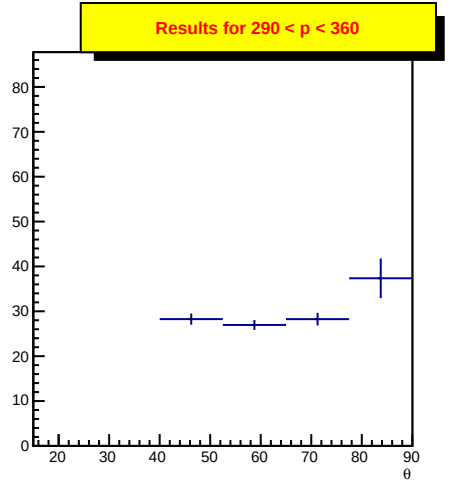
Results for 290 < p < 360
σ
θ

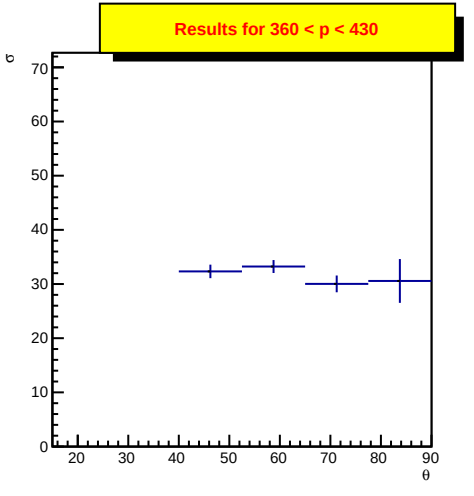
Results for 360 < p < 430
σ
θ

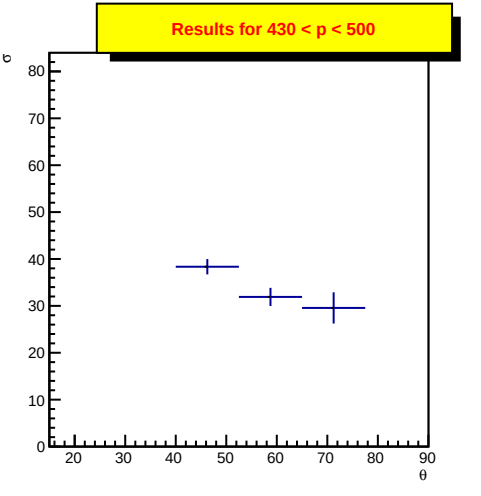
Results for 430 < p < 500
σ
θ

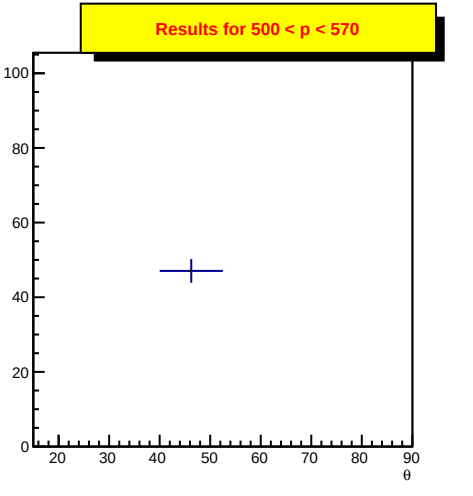
Results for 500 < p < 570
σ
θ


Results for 570 < p < 640

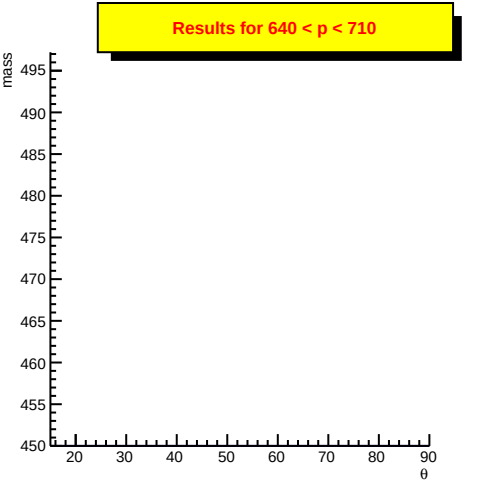
Results for 640 < p < 710
mass
495
490
485
480
475
470
465
460
455
450
20
30
40
50
60
70
80
90
θ

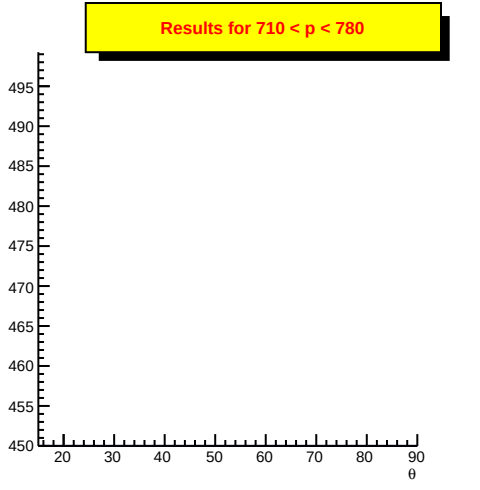
Results for 710 < p < 780
mass
495
490
485
480
475
470
465
460
455
450
20
30
40
50
60
70
80
90
θ

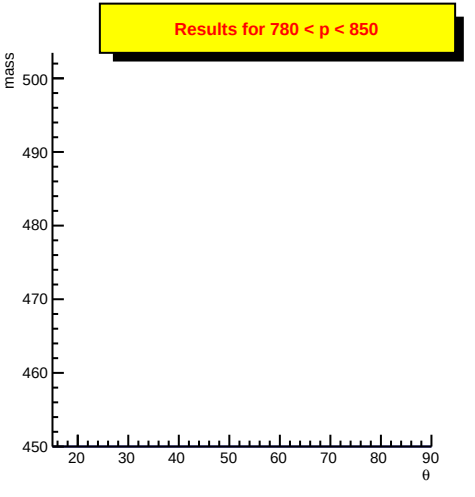
Results for 780 < p < 850
mass
500
490
480
470
460
450
20
30
40
50
60
70
80
90
θ

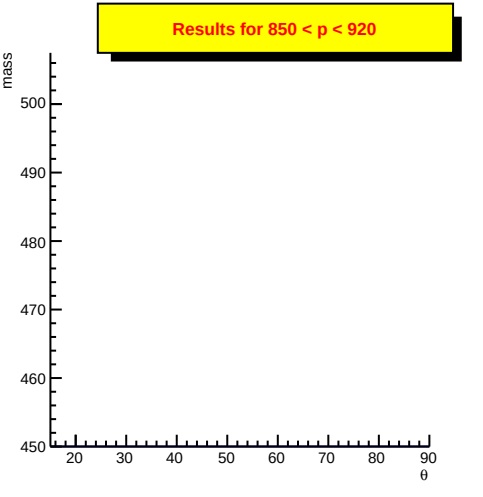
Results for 850 < p < 920
mass
500
490
480
470
460
450
20
30
40
50
60
70
80
90
θ

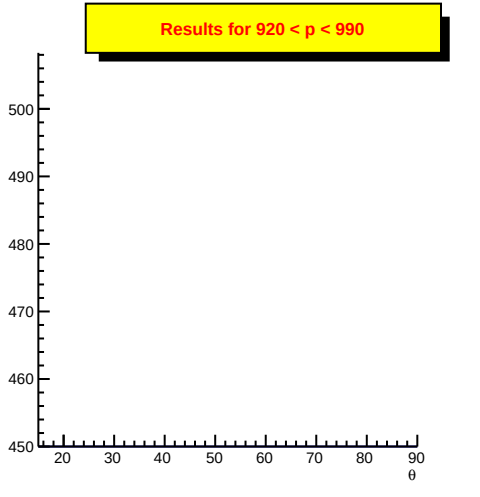
Results for 920 < p < 990
mass
500
490
480
470
460
450
20
30
40
50
60
70
80
90
θ


Results for 570 < p < 640

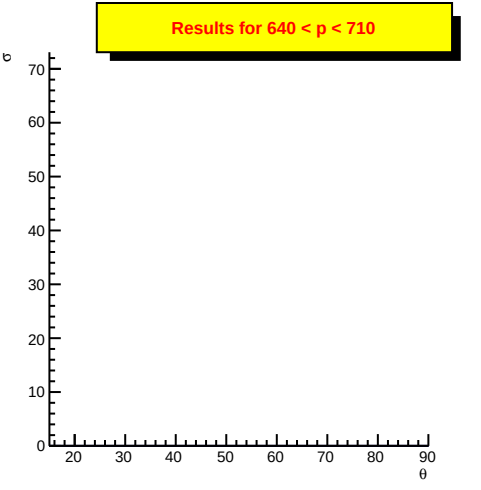
Results for 640 < p < 710
σ
0
10
20
30
40
50
60
70
20
30
40
50
60
70
80
90
θ

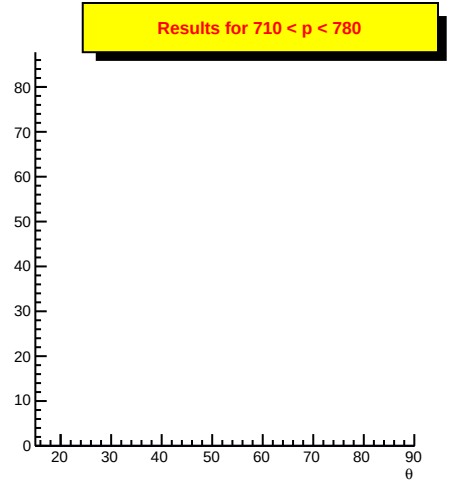
Results for 710 < p < 780
σ
0
10
20
30
40
50
60
70
80
20
30
40
50
60
70
80
90
θ

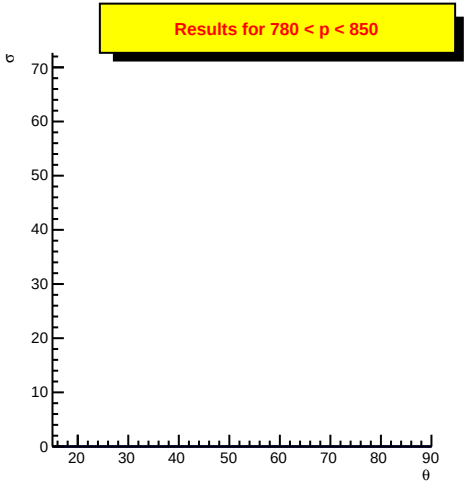
Results for 780 < p < 850
σ
0
10
20
30
40
50
60
70
20
30
40
50
60
70
80
90
θ

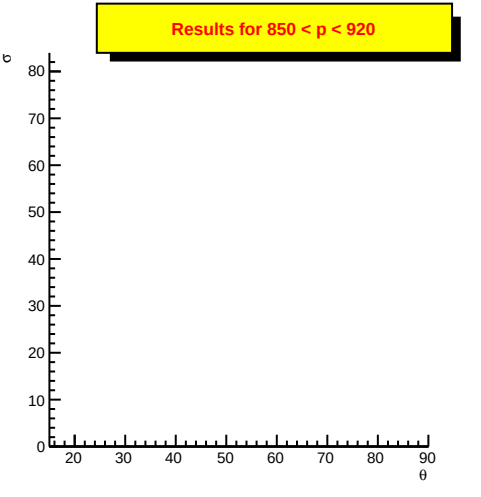
Results for 850 < p < 920
σ
0
10
20
30
40
50
60
70
80
20
30
40
50
60
70
80
90
θ

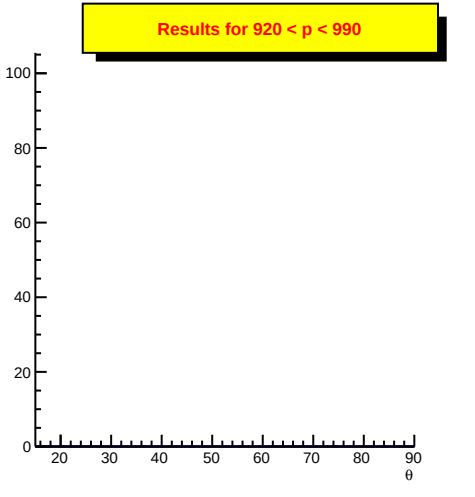
Results for 920 < p < 990
σ
0
20
40
60
80
100
20
30
40
50
60
70
80
90
θ

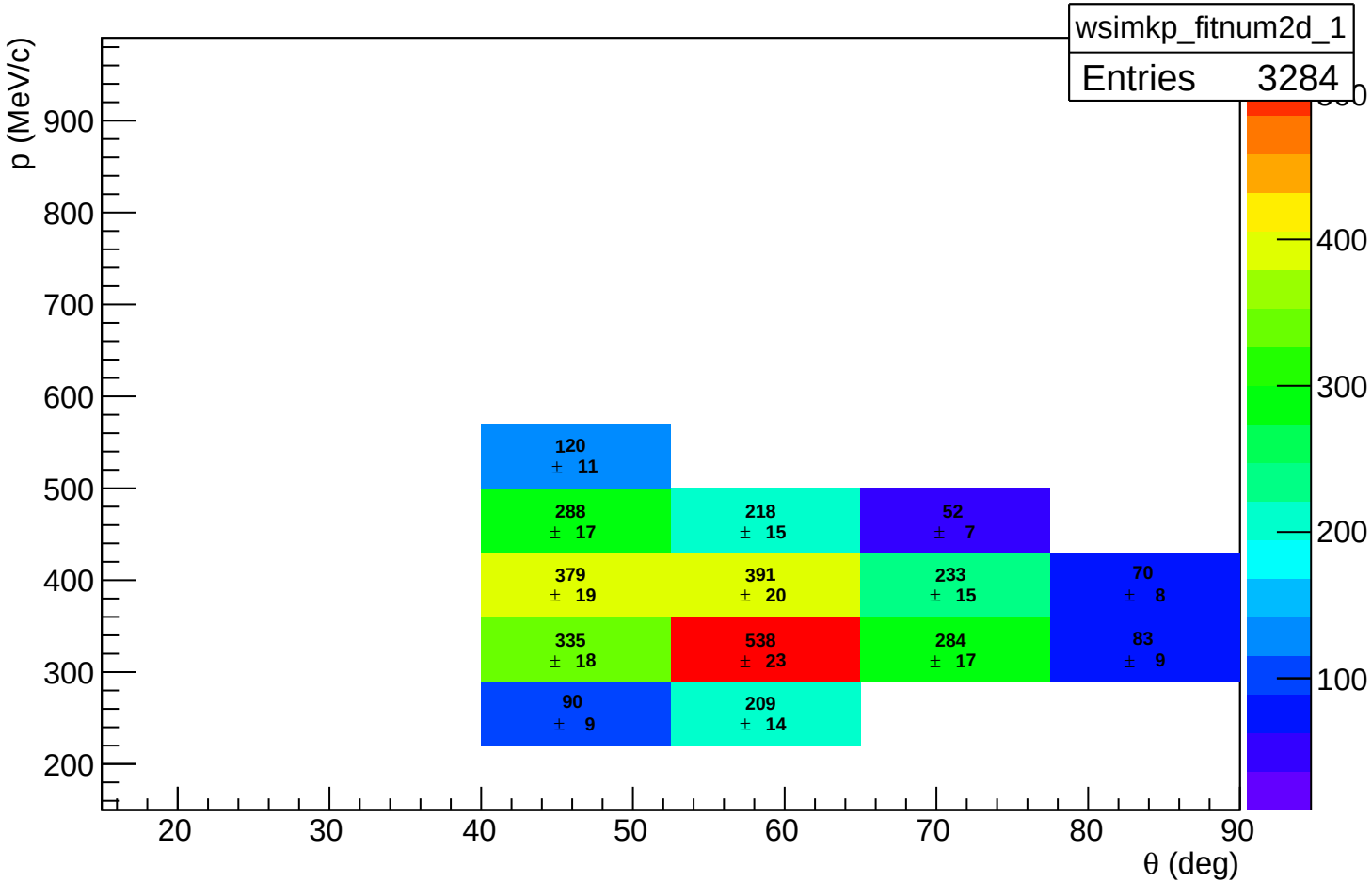
wsimkp_fitnum2d_1
Entries 3284
p (MeV/c)
θ (deg)
120 ± 11
288 ± 17
218 ± 15
52 ± 7
379 ± 19
391 ± 20
233 ± 15
70 ± 8
335 ± 18
538 ± 23
284 ± 17
83 ± 9
90 ± 9
209 ± 14

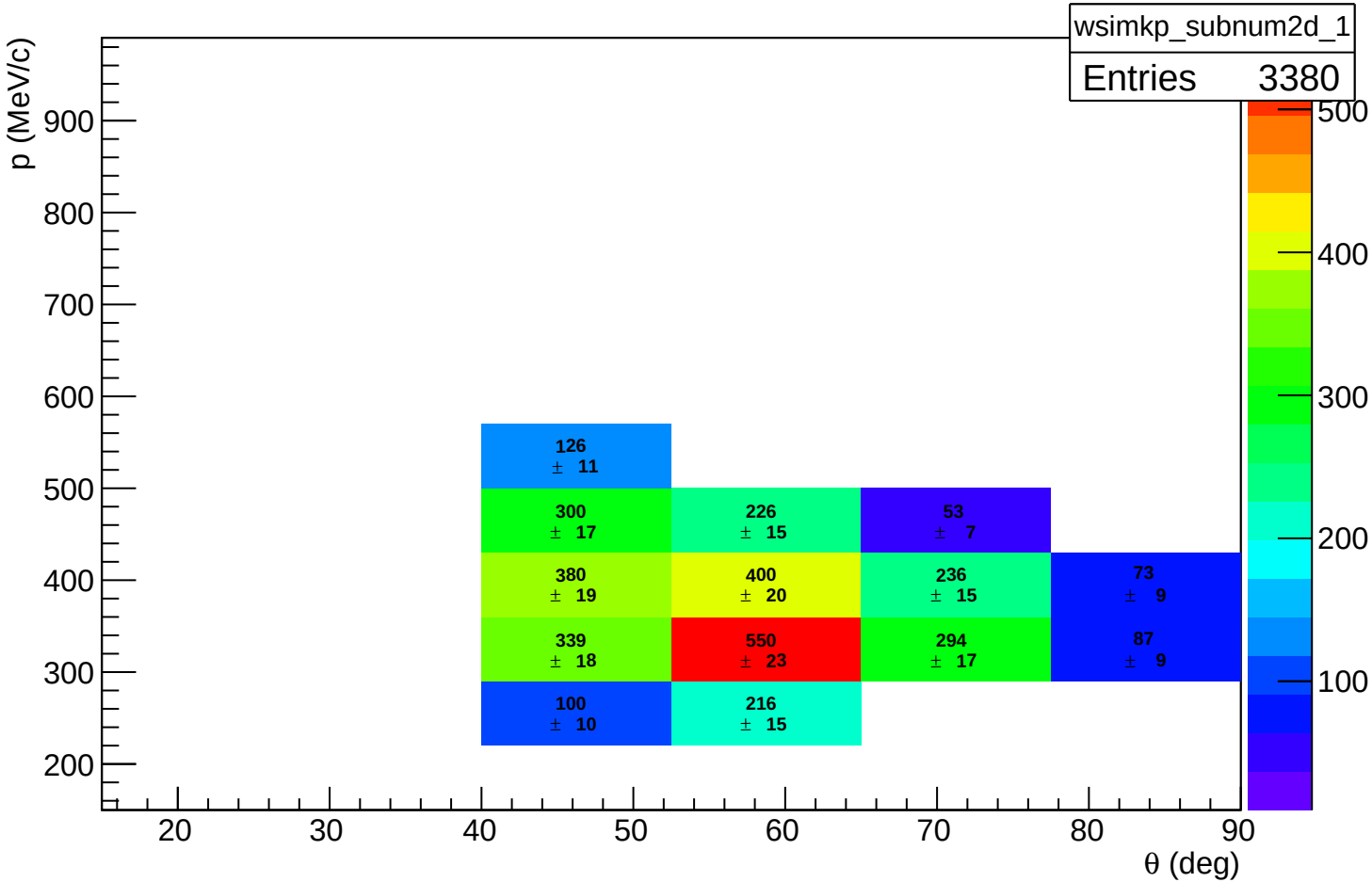
wsimkp_subnum2d_1
Entries 3380
p (MeV/c)
θ (deg)
126 ± 11
300 ± 17
226 ± 15
53 ± 7
380 ± 19
400 ± 20
236 ± 15
73 ± 9
339 ± 18
550 ± 23
294 ± 17
87 ± 9
100 ± 10
216 ± 15

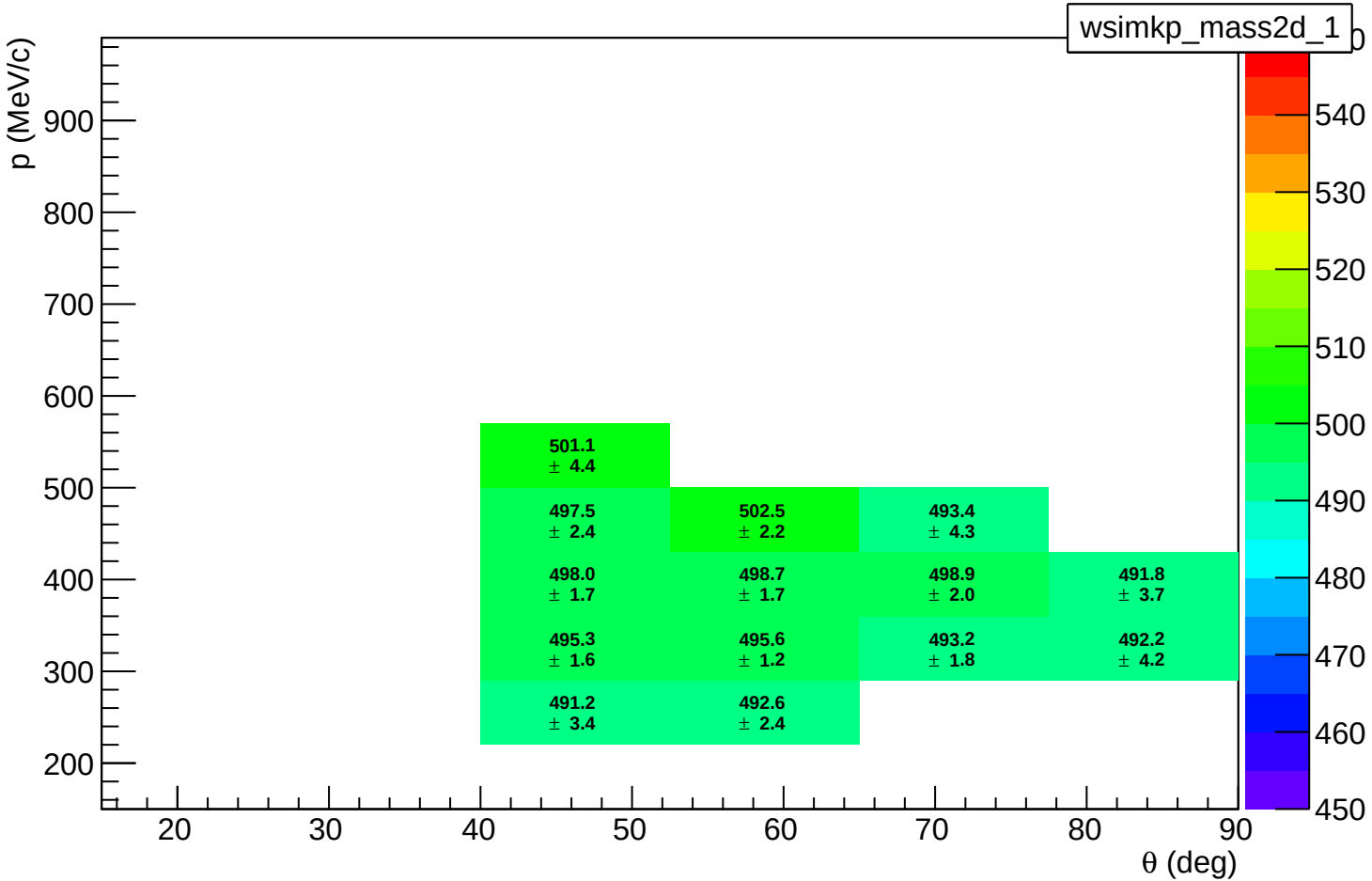
wsimkp_mass2d_1
p (MeV/c)
θ (deg)
501.1
± 4.4
497.5
± 2.4
502.5
± 2.2
493.4
± 4.3
498.0
± 1.7
498.7
± 1.7
498.9
± 2.0
491.8
± 3.7
495.3
± 1.6
495.6
± 1.2
493.2
± 1.8
492.2
± 4.2
491.2
± 3.4
492.6
± 2.4

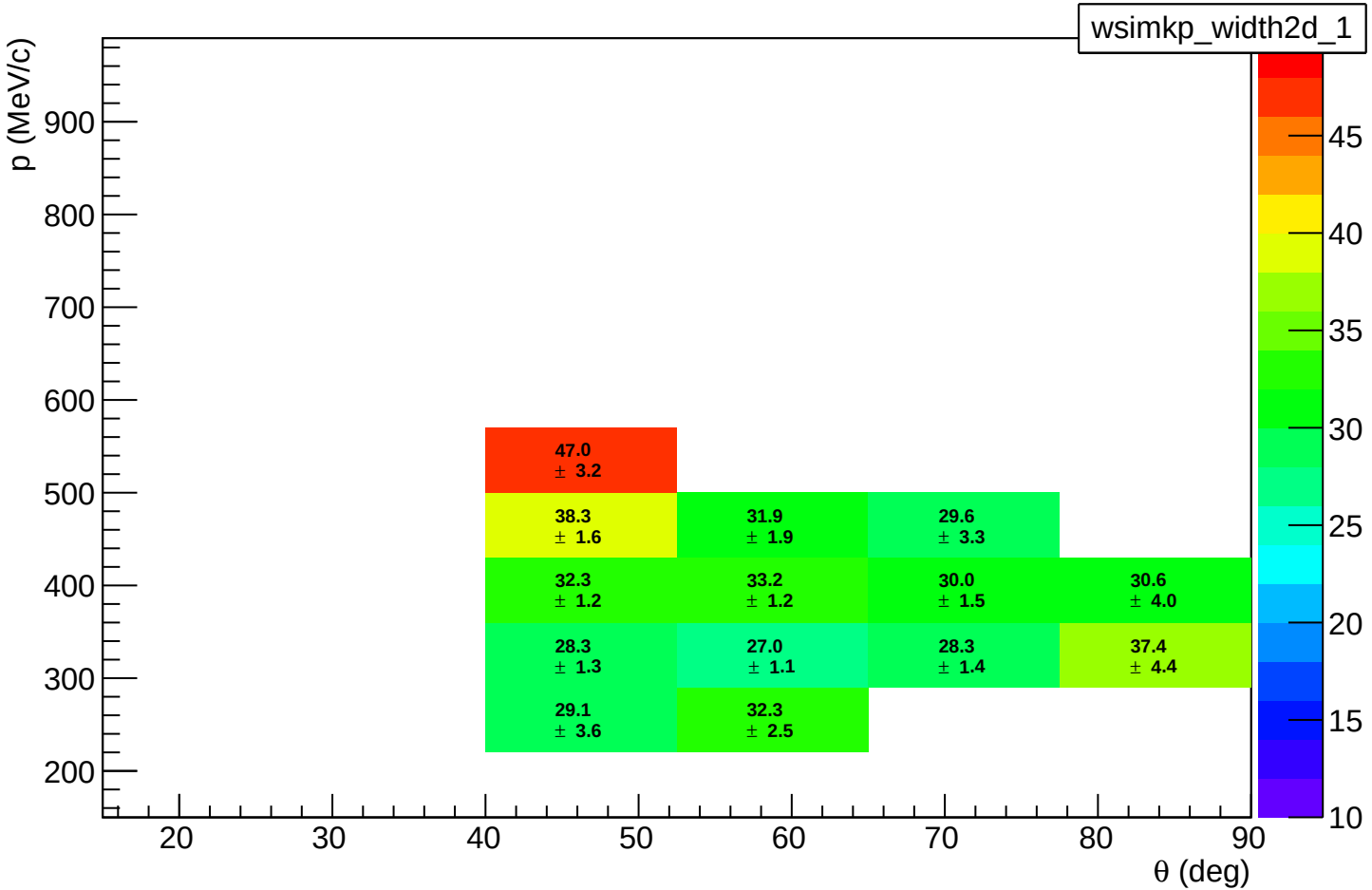
wsimkp_width2d_1
p (MeV/c)
θ (deg)
47.0
± 3.2
38.3
± 1.6
31.9
± 1.9
29.6
± 3.3
32.3
± 1.2
33.2
± 1.2
30.0
± 1.5
30.6
± 4.0
28.3
± 1.3
27.0
± 1.1
28.3
± 1.4
37.4
± 4.4
29.1
± 3.6
32.3
± 2.5